

ADAC TCR Germany

Result List Race 1



Provisional

Reg. Nr.: KNAF 0301.16.184

Amended
20.8.2016 - 20:26

Circuit Zandvoort, Length: 4307m

Air temperature: 21.48°C

Track temperature: 26.02°C

Weather condition: Dry

Saturday, August 20, 2016 16:55:00

started : 16 classified : 16 not classified : 0

Nr.	Drivers	Sponsor	Laps	Total Time	Gap	Kph	Lap	Time	Kph
Cl.	Car	Competitor							
1	10 A.Buri(FIN) SEAT Leon TCR V2	LMS Racing	9	30:19.745		73.6	7	1:50.896	139.8
2	99 J.Files(GBR) Honda Civic TCR	Target SRL	9	30:20.835	1.090	73.5	7	1:51.001	139.6
3	22 H.Proczyk(AUT) SEAT Leon TCR V2	HP Racing	9	30:21.187	1.442	73.8	7	1:50.467	140.3
4	6 T.Zimmermann(DEU) VW Golf GTI TCR	Liqui Moly Team Engstler	9	30:21.404	1.659	73.8	7	1:50.187	140.7
5	41 S.Kirsch(DEU) Honda Civic TCR	ADAC Sachsen e.V.	9	30:21.766	2.021	73.6	7	1:50.272	140.6
6	7 M.Halder(DEU) SEAT Leon TCR V1	Liqui Moly Team Engstler	9	30:22.191	2.446	73.6	8	1:50.838	139.8
7	80 F.Crocker(SCO) Honda Civic TCR	VFR Racing	9	30:24.130	4.385	73.7	8	1:50.995	139.6
8	13 B.Leuchter(DEU) VW Golf GTI TCR	racing one	9	30:25.717	5.972	73.8	9	1:50.559	140.2
9	66 R.Jost(CHE) SEAT Leon TCR V2	TOPCAR Sport	9	30:28.108	8.363	73.6	9	1:51.575	138.9
10	28 P.Eberle(CHE) SEAT Leon TCR V2	STEIBEL MOTORSPORT	9	30:28.591	8.846	73.8	9	1:51.103	139.5
11	68 N.Kankkunen(FIN) J SEAT Leon TCR V2	LMS Racing	9	30:29.153	9.408	73.6	8	1:52.035	138.3
12	4 N.Mackschin(DEU) VW Golf GTI TCR	Liqui Moly Team Engstler	9	30:29.440	9.695	75.5	8	1:50.668	140.1
13	8 T.Lautenschlager(DEU) J VW Golf GTI TCR	Liqui Moly Team Engstler	9	30:29.904	10.159	73.7	6	1:51.853	138.6
14	88 D.Fugel(DEU) J Honda Civic TCR	ADAC Sachsen e.V.	9	30:31.080	11.335	73.3	7	1:52.334	138.0
15	18 K.Jordan(DEU) VW Golf GTI TCR	H&R Spezialfedern	9	30:33.277	13.532	73.5	9	1:52.432	137.9
16	45 S.Larsson(SWE) J SEAT Leon TCR V2	Target SRL	9	30:33.606	13.861	73.6	8	1:52.375	137.9

Excluded

34 B.Schouten(NLD)
SEAT Leon TCR V2
Bas Koeten Racing

Fastest lap of the race. Car 6 driver Tim Zimmermann on lap 7. Time 1:50.187, average speed 140.7 km/h.

real race time: 19 min and 12 sec are not 75 % of the scheduled race duration, so half points will be awarded

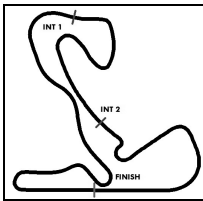
Following stewards decision no. 50 exclusion from the event for car no. 34

Subject to final scrutineering!

Publications Time:

Clerk of the course:

Time Keeping:



ADAC TCR Germany

Lap Chart Race 1

Provisional

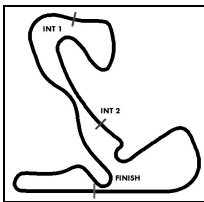


Circuit Zandvoort, Length: 4307 m

Saturday 20.August 2016 16:55

LapCha	1	2	3	4	5	6	7	8	9	10	11	12	13	14	15	16	17	18	19	20	21	22	23	24	25	26	27	28	29	30	31	32	33	34	35	36	37	38	39	40	41	42	43	44	45							
LAP 1	99	10	41	7	88	22	6	80	68	66	13	18	8	28	45	4																																				
LAP 2	99	10	41	7	88	22	6	80	68	66	13	18	8	28	45	4																																				
LAP 3	99	10	41	7	88	22	6	80	68	66	13	18	8	28	45	4																																				
LAP 4	99	10	41	7	88	22	6	80	68	66	13	18	8	28	45	4																																				
LAP 5	99	10	41	7	88	22	6	80	68	66	13	18	8	28	45	4																																				
LAP 6	99	10	7	41	22	6	80	88	68	66	13	8	28	18	4	45																																				
LAP 7	99	10	41	22	6	7	80	88	13	66	68	8	28	4	18	45																																				
LAP 8	99	10	41	22	6	7	80	13	66	68	8	28	4	88	18	45																																				
LAP 9	10	99	22	6	41	7	80	13	66	28	68	4	8	88	18	45																																				

. - PIT STOP ' - LAP BEHIND



ADAC TCR Germany



Sector List Race 1

Provisional

Reg. Nr.: KNAF 0301.16.184

Circuit Zandvoort, Length: 4307m

Air temperature: 21.48°C

Track temperature: 26.02°C

Weather condition: Dry

Saturday, August 20, 2016 16:55:00

Lap	Time	SE1	SP1	SE2	SP2	SE3	SP3	TSP	Lap	Time	SE1	SP1	SE2	SP2	SE3	SP3	TSP
4 Mackschin, DEU									theoretical besttime: 1:50.668								
1	3:07.014					3:07.014	52	59	6	1:52.974	49.118	166	29.856	187	34.000	216	226
2	3:05.336	2:02.841	174	29.693	183	32.802	213		7	1:52.370	49.979	170	29.400	184	32.991	214	228
3	1:50.738	49.218	176	28.869	184	32.651	210	216	8	1:50.668	48.813	176	29.110	187	32.745	212	226
4	12:26.273	48.867	176	37.954	109	10:59.452	74	208	9	1:51.579	49.335	175	29.338	187	32.906	198	217
5	2:32.488	1:15.950	87	40.056	102	36.482	214	109									

6 Zimmermann, DEU									theoretical besttime: 1:49.693								
1	2:21.159	1:02.037	139	38.986	124	40.136	118	164	6	1:51.216	50.069	176	28.919	185	32.228	218	220
2	2:37.840	1:11.467	96	39.976	128	46.397	151	130	7	1:50.187	48.546	178	29.193	184	32.448	218	224
3	2:30.117	1:05.648	91	39.307	130	45.162	122	165	8	1:50.612	48.686	179	29.283	184	32.643	217	219
4	12:49.932	1:10.959	101	39.765	120	10:59.208	57	136	9	1:51.967	49.272	176	29.406	187	33.289	208	221
5	2:38.374	1:17.315	95	42.760	88	38.299	215	97									

7 Halder, DEU									theoretical besttime: 1:50.366								
1	2:18.118	59.672	132	38.082	126	40.364	122	161	6	1:51.417	49.429	174	29.481	183	32.507	212	216
2	2:37.868	1:12.446	91	39.168	115	46.254	147	110	7	1:52.345	48.857	176	30.486	176	33.002	214	223
3	2:30.714	1:06.058	100	38.780	152	45.876	140	145	8	1:50.838	49.329	174	29.156	184	32.353	213	225
4	12:49.273	1:11.010	98	39.398	112	10:58.865	67	127	9	1:51.764	49.021	174	29.289	186	33.454	202	226
5	2:39.854	1:17.847	91	42.889	85	39.118	211	77									

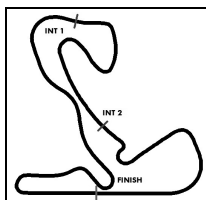
8 Lautenschlager, DEU									theoretical besttime: 1:51.499								
1	2:27.695	1:06.618	115	41.183	105	39.894	121	177	6	1:51.853	49.402	175	29.280	187	33.171	217	218
2	2:37.251	1:10.030	87	39.594	135	47.627	168	125	7	1:52.766	49.882	176	29.764	186	33.120	215	218
3	2:30.038	1:04.325	123	39.263	116	46.450	172	160	8	1:52.035	49.410	178	29.643	188	32.982	214	220
4	12:51.158	1:10.104	108	41.510	102	10:59.544	65	120	9	1:52.702	50.423	171	29.462	187	32.817	209	226
5	2:34.406	1:16.375	94	39.995	114	38.036	215	74									

10 Buri, FIN									theoretical besttime: 1:50.460								
1	2:15.857	57.969	157	37.206	131	40.682	121	163	6	1:51.022	49.172	175	29.014	188	32.836	217	217
2	2:38.106	1:12.619	109	39.597	108	45.890	160	110	7	1:50.896	49.087	178	29.325	187	32.484	217	215
3	2:31.107	1:06.742	103	37.979	123	46.386	137	136	8	1:51.490	49.421	174	29.341	186	32.728	217	215
4	12:48.364	1:11.017	101	39.543	119	10:57.804	67	121	9	1:51.498	49.468	172	29.671	186	32.359	216	224
5	2:41.405	1:18.220	97	43.655	80	39.530	217	77									

13 Leuchter, DEU									theoretical besttime: 1:50.537								
1	2:26.017	1:04.995	123	41.237	112	39.785	140	174	6	1:52.411	49.812	173	29.539	186	33.060	216	226
2	2:37.205	1:09.740	100	40.411	114	47.054	169	130	7	1:51.783	49.606	176	29.429	187	32.748	214	227
3	2:29.949	1:04.318	111	39.380	117	46.251	154	173	8	1:51.304	49.369	176	29.390	188	32.545	213	225
4	12:51.374	1:09.889	128	40.107	97	11:01.378	71	121	9	1:50.559	48.859	175	29.133	187	32.567	212	225
5	2:35.115	1:16.288	101	40.635	95	38.192	213	86									

18 Jordan, DEU									theoretical besttime: 1:52.329								
1	2:27.017	1:06.018	123	41.252	106	39.747	131	179	6	1:54.322	50.281	173	30.144	183	33.897	215	215
2	2:37.534	1:09.835	92	39.882	134	47.817	158	126	7	1:53.313	49.919	172	29.683	180	33.711	212	222
3	2:29.771	1:03.960	107	39.084	110	46.727	175	185	8	1:52.910	50.050	175	29.828	184	33.032	213	222
4	12:51.054	1:09.779	118	41.315	97	10:59.960	69	125	9	1:52.432	49.988	173	29.378	182	33.066	200	216
5	2:34.924	1:16.596	95	40.060	100	38.268	213	82									

22 Proczyk, AUT									theoretical besttime: 1:50.212								
1	2:20.440	1:01.355	146	38.457	134	40.628	122	167	6	1:50.720	49.182	176	29.082	185	32.456	214	222
2	2:37.618	1:11.734	93	39.610	132	46.274	156	131	7	1:50.467	48.805	176	29.337	183	32.325	214	225
3	2:30.527	1:05.660	104	39.697	139	45.170	121	155	8	1:50.552	48.893	174	29.226	185	32.433	215	226
4	12:49.657	1:10.992	96	39.584	122	10:59.081	57	140	9	1:52.155	49.472	175	29.449	188	33.234	214	226
5	2:39.051	1:17.395	94	43.112	83	38.544	213	101									



ADAC TCR Germany



Sector List Race 1

Provisional

Reg. Nr.: KNAF 0301.16.184

Circuit Zandvoort, Length: 4307m

Air temperature: 21.48°C

Track temperature: 26.02°C

Weather condition: Dry

Saturday, August 20, 2016 16:55:00

Lap	Time	SE1	SP1	SE2	SP2	SE3	SP3	TSP	Lap	Time	SE1	SP1	SE2	SP2	SE3	SP3	TSP
28	Eberle, CHE								theoretical besttime: 1:50.861								
1	2:28.261	1:07.453	118	41.251	111	39.557	119	165	6	1:51.848	49.711	170	29.424	186	32.713	215	219
2	2:38.010	1:10.290	85	39.784	129	47.936	165	134	7	1:52.901	49.637	169	30.359	178	32.905	213	221
3	2:29.710	1:03.942	107	38.975	121	46.793	166	175	8	1:51.686	48.977	175	29.703	187	33.006	212	224
4	12:51.118	1:09.930	114	41.349	99	10:59.839	67	123	9	1:51.103	49.219	172	29.241	187	32.643	213	225
5	2:33.954	1:16.229	92	40.354	110	37.371	212	78									

41	Kirsch, DEU								theoretical besttime: 1:50.266								
1	2:16.975	59.206	138	37.685	120	40.084	122	161	6	1:51.852	49.452	172	29.989	188	32.411	218	212
2	2:37.977	1:12.561	101	39.133	110	46.283	156	113	7	1:50.272	48.974	174	29.030	186	32.268	217	219
3	2:31.018	1:06.606	102	37.926	137	46.486	145	145	8	1:50.907	48.968	176	29.318	183	32.621	217	223
4	12:48.894	1:10.706	103	39.627	109	10:58.561	67	108	9	1:53.174	49.461	174	29.648	183	34.065	215	217
5	2:40.697	1:17.916	96	43.241	84	39.540	216	78									

45	Larsson, SWE								theoretical besttime: 1:52.207								
1	2:29.112	1:11.589	167	38.011	105	39.512	119	139	6	1:53.733	50.535	176	29.760	180	33.438	214	216
2	2:38.058	1:10.183	86	39.655	127	48.220	159	140	7	1:53.386	50.898	175	29.630	179	32.858	216	224
3	2:30.079	1:03.585	113	38.880	129	47.614	162	183	8	1:52.375	49.719	175	29.685	183	32.971	216	221
4	12:51.263	1:09.338	107	42.037	97	10:59.888	74	150	9	1:52.441	49.922	174	29.643	178	32.876	215	214
5	2:33.159	1:15.891	93	40.297	109	36.971	215	91									

66	Jost, CHE								theoretical besttime: 1:51.448								
1	2:24.712	1:03.728	144	40.862	127	40.122	114	168	6	1:52.617	50.079	170	29.647	171	32.891	219	217
2	2:37.181	1:10.218	96	40.121	129	46.842	162	129	7	1:52.514	49.662	172	30.128	174	32.724	217	221
3	2:29.592	1:04.543	113	39.330	117	45.719	155	174	8	1:52.472	49.780	174	29.370	185	33.322	212	218
4	12:51.576	1:10.492	98	40.037	112	11:01.047	64	123	9	1:51.575	49.405	176	29.319	186	32.851	215	220
5	2:35.869	1:16.615	100	40.925	91	38.329	217	92									

68	Kankkunen, FIN								theoretical besttime: 1:51.895								
1	2:23.910	1:02.643	136	40.182	113	41.085	108	170	6	1:52.589	49.748	170	29.723	183	33.118		226
2	2:36.459	1:10.046	102	40.227	131	46.186		157	7	1:53.348	50.622	176	29.844	186	32.882		222
3	2:30.033	1:05.443	108	39.402	116	45.188		161	8	1:52.035	49.595	175	29.418	186	33.022	212	225
4	12:51.578	1:11.069	96	40.072	118	11:00.437		132	9	1:52.355	49.697	175	29.621	188	33.037	215	225
5	2:36.846	1:16.518	99	41.736	86	38.592	213	92									

80	Crocker, SCO								theoretical besttime: 1:50.855								
1	2:22.410	1:02.267	136	39.529	114	40.614	123	175	6	1:52.070	50.070	170	29.381	188	32.619	215	219
2	2:36.947	1:10.756	100	40.012	128	46.179	150	139	7	1:51.480	49.507	174	29.236	188	32.737	213	226
3	2:30.135	1:05.644	102	39.583	116	44.908	124	151	8	1:50.995	49.115	174	29.176	190	32.704	213	223
4	12:51.128	1:11.185	100	39.996	110	10:59.947	68	132	9	1:51.345	49.060	173	29.461	187	32.824	216	222
5	2:37.620	1:16.415	99	42.652	83	38.553	214	97									

88	Fugel, DEU								theoretical besttime: 1:51.930								
1	2:19.089	1:00.792	147	37.993	109	40.304	127	144	6	1:54.075	51.076	163	29.918	182	33.081	217	212
2	2:37.693	1:12.091	90	39.477	121	46.125	150	113	7	1:52.334	49.543	175	30.204	165	32.587	215	220
3	2:30.871	1:06.058	99	39.270	151	45.543	125	147	8	1:55.011	50.099	170	29.865	184	35.047	193	221
4	12:49.628	1:10.597	95	40.229	117	10:58.802	54	137	9	1:52.778	50.179	176	29.800	181	32.799	200	211
5	2:39.601	1:17.207	91	43.342	88	39.052	215	88									

99	Files, GBR								theoretical besttime: 1:50.984								
1	2:14.431	57.468	160	36.531	138	40.432	114	158	6	1:51.339	49.187	176	29.220	184	32.932	214	211
2	2:38.061	1:12.985	107	39.648	106	45.428	146	115	7	1:51.001	49.093	177	29.237	187	32.671	216	217
3	2:31.633	1:07.287	107	38.034	129	46.312	127	120	8	1:51.463	49.441	172	29.346	185	32.676	214	218
4	12:47.320	1:11.075	106	39.224	120	10:57.021	57	123	9	1:52.824	49.539	176	30.174	187	33.111	209	213
5	2:42.763	1:19.333	99	44.187	82	39.243	215	99									