

ADAC TCR Germany

Result List Race 2

Official



Circuit Zandvoort, Length: 4307m

Air temperature: 15.92°C

Track temperature: 15.42°C

Weather condition: Wet

Reg. Nr.: KNAF 0301.16.184

Sunday, August 21, 2016 9:30:00

started : 16 classified : 13 not classified : 3

Nr.	Drivers	Sponsor	Laps	Total Time	Gap	Kph	Lap	Time	Kph
Cl.	Car	Competitor							
1	22 H.Proczyk(AUT) SEAT Leon TCR V2	HP Racing	7	18:40.072		95.3	7	2:04.441	124.5
2	10 A.Buri(FIN) SEAT Leon TCR V2	LMS Racing	7	18:41.533	1.461	95.4	7	2:05.124	123.9
3	7 M.Halder(DEU) SEAT Leon TCR V1	Liqui Moly Team Engstler	7	18:42.888	2.816	95.1	7	2:06.463	122.6
4	6 T.Zimmermann(DEU) VW Golf GTI TCR	Liqui Moly Team Engstler	7	18:42.935	2.863	95.4	7	2:06.142	122.9
5	99 J.Files(GBR) Honda Civic TCR	Target SRL	7	18:44.707	4.635	95.5	7	2:06.491	122.5
6	4 N.Mackschin(DEU) VW Golf GTI TCR	Liqui Moly Team Engstler	7	18:45.490	5.418	95.3	7	2:07.951	121.1
7	13 B.Leuchter(DEU) VW Golf GTI TCR	racing one	7	18:47.469	7.397	96.0	7	2:07.629	121.4
8	68 N.Kankkunen(FIN) J SEAT Leon TCR V2	LMS Racing	7	18:48.505	8.433	95.6	7	2:09.082	120.1
9	8 T.Lautenschlager(DEU) J VW Golf GTI TCR	Liqui Moly Team Engstler	7	18:49.218	9.146	95.9	7	2:08.535	120.6
10	18 K.Jordan(DEU) VW Golf GTI TCR	H&R Spezialfedern	7	18:50.007	9.935	96.0	7	2:08.810	120.3
11	66 R.Jost(CHE) SEAT Leon TCR V2	TOPCAR Sport	7	18:52.607	12.535	95.8	7	2:10.341	118.9
12	80 F.Crocker(SCO) Honda Civic TCR	VFR Racing	7	18:54.313	14.241	95.2	7	2:11.614	117.8
13	28 P.Eberle(CHE) SEAT Leon TCR V2	STEIBEL MOTORSPORT	7	19:16.831	36.759	95.7	7	2:07.750	121.3

Not classified

41	S.Kirsch(DEU) Honda Civic TCR	ADAC Sachsen e.V.	4	11:13.743	3 LAP	89.4	4	2:42.089	95.6
45	S.Larsson(SWE) J SEAT Leon TCR V2	Target SRL							
88	D.Fugel(DEU) J Honda Civic TCR	ADAC Sachsen e.V.							

Fastest lap of the race. Car 22 driver Harald Proczyk on lap 7. Time 2:04.441, average speed 124.5 km/h.

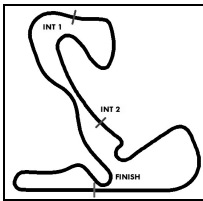
Following stewards decision no. 50 exclusion from the event for car no. 34

Following race director decision no. 53 drive trough penalty in exchange a time penalty of 30 seconds for car no. 28

Steward:

Steward:

Steward:



ADAC TCR Germany

Lap Chart Race 2

Provisional

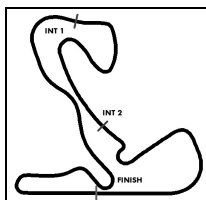


Circuit Zandvoort, Length: 4307 m

Sunday 21.August 2016 9:30

LapCha	1	2	3	4	5	6	7	8	9	10	11	12	13	14	15	16	17	18	19	20	21	22	23	24	25	26	27	28	29	30	31	32	33	34	35	36	37	38	39	40	41	42	43	44	45					
LAP 1	22	7	10	6	4	99	41	28	68	80	13	8	18	66																																				
LAP 2	22	7	10	6	4	99	41	28	68	80	13	8	18	66																																				
LAP 3	22	7	10	6	4	99	41	28	68	80	13	8	18	66																																				
LAP 4	22	7	10	6	4	99	41	28	68	13	8	18	66	80																																				
LAP 5	22	7	10	6	4	99	28	68	13	8	18	66	80																																					
LAP 6	22	10	7	6	4	99	28	68	13	8	18	66	80																																					
LAP 7	22	10	7	6	99	4	28	13	68	8	18	66	80																																					

. - PIT STOP ' - LAP BEHIND



ADAC TCR Germany

Sector List Race 2



Provisional

Reg. Nr.: KNAF 0301.16.184

Circuit Zandvoort, Length: 4307m

Air temperature: 15.92°C

Track temperature: 15.42°C

Weather condition: Wet

Sunday, August 21, 2016 9:30:00

Lap	Time	SE1	SP1	SE2	SP2	SE3	SP3	TSP	Lap	Time	SE1	SP1	SE2	SP2	SE3	SP3	TSP
4	Mackschin, DEU								theoretical besttime: 2:07.951								
1	2:30.100	1:10.615	124	35.585	119	43.900	135	139	5	2:25.543	1:00.248	112	40.675	106	44.620	139	164
2	3:02.887	1:19.050	78	49.318	116	54.519	118	134	6	3:00.034	1:24.013	75	46.166	60	49.855	201	116
3	2:55.779	1:16.700	81	47.750	93	51.329	113	133	7	2:07.951	56.649	135	33.341	134	37.961	201	160
4	2:43.196	1:12.372	89	46.284	72	44.540	202	128									

6	Zimmermann, DEU								theoretical besttime: 2:06.142								
1	2:28.062	1:10.185	136	34.024	133	43.853	138	144	5	2:25.447	1:00.050	114	40.618	110	44.779	133	176
2	3:03.887	1:20.349	81	48.338	106	55.200	113	111	6	3:00.017	1:23.901	71	46.483	56	49.633	204	114
3	2:55.883	1:16.671	94	47.954	97	51.258	122	129	7	2:06.142	55.967	134	32.911	144	37.264	202	172
4	2:43.497	1:12.259	96	46.644	67	44.594	204	130									

7	Halder, DEU								theoretical besttime: 2:06.463								
1	2:25.473	1:06.618	135	34.833	139	44.022	124	146	5	2:24.238	58.583	109	41.493	98	44.162	133	183
2	3:03.796	1:21.257	84	47.251	113	55.288	142	118	6	3:01.351	1:24.208	74	46.707	57	50.436	197	117
3	2:56.302	1:17.920	89	47.134	88	51.248	118	114	7	2:06.463	56.170	143	32.848	155	37.445	198	174
4	2:45.265	1:12.905	101	47.111	71	45.249	200	113									

8	Lautenschlager, DEU								theoretical besttime: 2:08.535								
1	2:39.358	1:17.301	124	36.792	127	45.265	155	115	5	2:24.696	59.859	110	40.499	110	44.338	150	179
2	3:01.896	1:15.780	90	51.291	78	54.825	126	115	6	2:58.750	1:23.892	68	45.457	84	49.401	201	114
3	2:56.545	1:15.884	85	47.611	88	53.050	136	114	7	2:08.535	57.414	143	33.298	158	37.823	202	168
4	2:39.438	1:08.351	84	46.198	63	44.889	201	144									

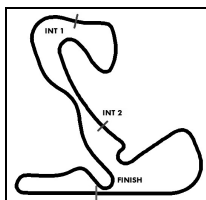
10	Buri, FIN								theoretical besttime: 2:05.124								
1	2:27.309	1:07.683	139	34.561	147	45.065	127	146	5	2:25.089	59.722	116	40.722	110	44.645	139	174
2	3:03.824	1:20.425	86	47.977	119	55.422	125	121	6	3:00.229	1:23.923	71	46.414	58	49.892	207	113
3	2:55.931	1:16.941	94	47.451	97	51.539	118	120	7	2:05.124	55.310	144	32.629	151	37.185	205	173
4	2:44.027	1:12.327	99	46.861	69	44.839	205	124									

13	Leuchter, DEU								theoretical besttime: 2:07.629								
1	2:38.518	1:17.611	122	36.153	131	44.754	148	109	5	2:25.465	1:00.238	111	40.810	106	44.417	159	167
2	3:01.888	1:15.588	79	51.505	80	54.795	116	112	6	2:58.642	1:23.942	71	45.464	79	49.236	202	103
3	2:55.845	1:15.912	83	47.655	77	52.278	130	113	7	2:07.629	57.034	137	33.350	150	37.245	202	169
4	2:39.482	1:09.229	74	46.129	59	44.124	192	134									

18	Jordan, DEU								theoretical besttime: 2:08.810								
1	2:41.420	1:18.487	122	36.535	126	46.398	112	112	5	2:26.003	1:01.959	117	39.039	106	45.005	149	174
2	3:01.471	1:15.167	83	51.001	76	55.303	122	113	6	2:57.394	1:23.982	70	44.986	90	48.426	199	115
3	2:56.840	1:15.226	83	47.799	98	53.815	117	112	7	2:08.810	58.044	130	33.009	141	37.757	199	168
4	2:38.069	1:07.465	84	46.313	62	44.291	197	135									

22	Proczyk, AUT								theoretical besttime: 2:04.441								
1	2:23.945	1:05.277	139	33.302	140	45.366	121	148	5	2:23.700	58.719	102	41.026	102	43.955	134	178
2	3:03.136	1:21.402	105	47.044	103	54.690	147	117	6	3:02.065	1:24.724	73	47.075	61	50.266	200	131
3	2:57.379	1:19.019	90	46.737	75	51.623	112	101	7	2:04.441	55.189	149	32.227	158	37.025	200	179
4	2:45.406	1:12.950	120	47.694	69	44.762	201	109									

28	Eberle, CHE								theoretical besttime: 2:07.750								
1	2:35.141	1:15.185	113	36.065	148	43.891	124	126	5	2:24.725	59.973	120	40.220	108	44.532	132	186
2	3:01.908	1:16.524	90	50.598	80	54.786	112	127	6	3:00.090	1:24.074	74	46.134	59	49.882	199	102
3	2:55.503	1:16.664	89	47.334	84	51.505	133	126	7	2:07.750	57.096	142	33.010	160	37.644	199	178
4	2:41.714	1:10.820	76	46.073	71	44.821	197	121									



ADAC TCR Germany



Sector List Race 2

Provisional

Reg. Nr.: KNAF 0301.16.184

Sunday, August 21, 2016 9:30:00

Circuit Zandvoort, Length: 4307m

Air temperature: 15.92°C

Track temperature: 15.42°C

Weather condition: Wet

Lap	Time	SE1	SP1	SE2	SP2	SE3	SP3	TSP	Lap	Time	SE1	SP1	SE2	SP2	SE3	SP3	TSP
41 Kirsch, DEU									theoretical besttime:								
1	2:33.695	1:13.256	131	35.411	126	45.028	124	129	4	2:42.089	1:11.066	79	46.150	67	44.873	198	122
2	3:01.991	1:17.293	83	50.381	83	54.317	118	119	5								176
3	2:55.968	1:17.221	84	46.890	89	51.857	141	119									
45 Larsson, SWE									theoretical besttime:								
1		1:09.594	146					143									
66 Jost, CHE									theoretical besttime: 2:10.341								
1	2:42.392	1:16.951	120	39.516	124	45.925	108	125	5	2:26.392	1:01.881	117	40.195	110	44.316	128	171
2	3:01.675	1:15.076	85	51.118	85	55.481	129	111	6	2:57.132	1:23.351	75	45.295	102	48.486	201	127
3	2:56.871	1:15.355	79	47.752	110	53.764	108	110	7	2:10.341	58.798	133	33.781	141	37.762	204	170
4	2:37.804	1:07.370	82	45.779	63	44.655	201	124									
68 Kankkunen, FIN									theoretical besttime: 2:09.082								
1	2:35.512	1:14.712	118	36.191	143	44.609		138	5	2:24.999	1:00.225	123	40.545	110	44.229		175
2	3:02.231	1:17.008	91	50.460	79	54.763		127	6	2:59.702	1:24.204	76	46.173	57	49.325		105
3	2:55.591	1:16.595	88	47.588	85	51.408		128	7	2:09.082	57.910	142	33.306	149	37.866		180
4	2:41.388	1:10.682	72	46.045	68	44.661		126									
80 Crocker, SCO									theoretical besttime: 2:11.614								
1	2:37.341	1:15.460	116	36.475	127	45.406	135	115	5	2:21.005	1:04.257	125	35.408	127	41.340	175	123
2	3:01.461	1:16.121	82	50.927	75	54.413	113	119	6	2:25.298	1:03.776	123	36.030	113	45.492	198	132
3	2:56.397	1:16.452	90	47.722	81	52.223	134	116	7	2:11.614	58.882	138	34.712	133	38.020	200	164
4	3:21.197	1:09.567	72	45.991	63	1:25.639	182	125									
88 Fugel, DEU									theoretical besttime:								
1		1:14.368	125					134									
99 Files, GBR									theoretical besttime: 2:06.491								
1	2:31.371	1:11.578	119	35.883	118	43.910	128	136	5	2:25.783	1:00.866	121	40.278	113	44.639	139	163
2	3:02.708	1:18.554	79	49.522	97	54.632	106	131	6	2:59.984	1:23.917	67	46.168	61	49.899	199	112
3	2:55.354	1:17.440	98	46.561	94	51.353	115	129	7	2:06.491	56.838	135	32.442	147	37.211	203	164
4	2:43.016	1:12.406	79	45.851	75	44.759	200	115									