



ADAC TCR Germany

Result List Qualifying 1 Group A



Provisional

DMSB Reg. Nr.: 908/17

Friday, August 04, 2017 15:35:00

Nürburgring, Length: 3629m
 Air temperature: 20.2°C
 Track temperature: 26.76°C
 Weather condition: Dry

started : 19 classified : 19 not classified : 0

Nr.	Drivers	Team	Lap	Best Time	Gap	Diff	Kph	Day Time
Cl.	Car	Competitor						
1	36 D.Calcum(DEU) Opel Astra TCR	Schlaepi Race-Tec(CHE) Schlaepi Race-Tec	3	1:35.561			136.7	15:40:07
2	88 M.Oestreich(DEU) Honda Civic TCR	Honda Team ADAC Sachsen ADAC Sachsen e.V.	3	1:35.704	0.143	0.143	136.5	15:42:29
3	22 H.Proczyk(AUT) SEAT Leon TCR	HP Racing HP Racing	5	1:35.746	0.185	0.042	136.4	15:45:35
4	10 A.Buri(FIN) Audi RS 3 LMS	LMS Racing(FIN) LMS Racing	5	1:35.767	0.206	0.021	136.4	15:43:34
5	19 M.Hofer(AUT) Audi RS 3 LMS	AC 1927 Mayen e.V. im ADAC AC 1927 Mayen e.V. im ADAC	6	1:35.819	0.258	0.052	136.3	15:47:47
6	11 J.Schmarl(AUT) Honda Civic TCR	Target Competition AUT-POR Target srl.	6	1:35.828	0.267	0.009	136.3	15:45:17
7	8 L.Engstler(DEU) R VW Golf GTI TCR	JUNIOR TEAM ENGSTLER(DEU) LIQUI MOLY Team Engstler	4	1:35.868	0.307	0.040	136.2	15:43:54
8	78 F.Danz(CHE) SEAT Leon TCR	Schlaepi Race-Tec(CHE) Schlaepi Race-Tec	6	1:35.988	0.427	0.120	136.1	15:45:03
9	28 P.Eberle(CHE) SEAT Leon TCR	Steibel Motorsport(CZE) Pascal Eberle	5	1:36.040	0.479	0.052	136.0	15:45:26
10	38 J.Wolfe(USA) VW Golf GTI TCR	TEAM ENGSTLER USA LIQUI MOLY Team Engstler	4	1:36.144	0.583	0.104	135.8	15:44:01
11	35 R.Rhyn(CHE) R SEAT Leon TCR	TOPCAR Sport TOPCAR Sport	6	1:36.159	0.598	0.015	135.8	15:45:16
12	20 N.Kankkunen(FIN) Audi RS 3 LMS	LMS Racing(FIN) LMS Racing	9	1:36.198	0.637	0.039	135.8	15:54:06
13	66 R.Jost(CHE) SEAT Leon TCR	TOPCAR Sport TOPCAR Sport	11	1:36.208	0.647	0.010	135.7	15:54:29
14	27 J.Rodrigues(PRT) Honda Civic TCR	Target Competition AUT-POR Target srl.	10	1:36.251	0.690	0.043	135.7	15:53:37
15	26 T.Wolf(DEU) R Audi RS 3 LMS	Aust Motorsport(DEU) Aust Motorsport	8	1:36.543	0.982	0.292	135.3	15:50:46
16	3 G.Rdest(POL) Audi RS 3 LMS	Target Competition SWE-POL Target srl.	9	1:36.741	1.180	0.198	135.0	15:53:16
17	64 S.Markert(DEU) Audi RS 3 LMS	GermanFLAVOURS Racing ADAC Berlin-Brandenburg e.V.	4	1:36.928	1.367	0.187	134.7	15:42:39
18	82 T.Kramwinkel(DEU) Audi RS 3 LMS	GermanFLAVOURS Racing GermanFLAVOURS Racing	4	1:37.040	1.479	0.112	134.6	15:42:21
19	32 G.Xavier(CHE) R SEAT Leon TCR	Young Driver Challenge(DEU) Young Driver Challenge	7	1:38.054	2.493	1.014	133.2	15:47:40

Classification limit: 110% Time: 1:45.117

Following race director decision cancellation of the relevant lap time for car no. 27

Subject to final scrutineering!

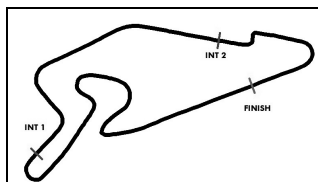
Publication time:	Clerk of the Course: Michael Bork	Timekeeper: Steffen Ruhl
-------------------	-----------------------------------	--------------------------

ver: 1.0

www.adac.de/motorsport

Page 1/ 1 printed: 4.8.2017 15:58

CERTINA
S W I S S W A T C H E S



ADAC TCR Germany

Sector List Qualifying 1 Group A



Provisional

DMSB Reg. Nr.: 908/17

Nürburgring, Length: 3629m

Air temperature: 20.2°C

Track temperature: 26.76°C

Weather condition: Dry

Friday, August 04, 2017 15:35:00

Lap	Time	SE1	SP1	SE2	SP2	SE3	SP3	TSP	Lap	Time	SE1	SP1	SE2	SP2	SE3	SP3	TSP
3	Rdest, POL								theoretical besttime: 1:36.563								
1	2:18.712	1:20.918	115	30.134	133	27.660	158	133	7	3:45.407	2:43.435	104	27.729	173	34.243	57	173
2	1:40.814	51.223	120	24.550	216	25.041	169	216	8	2:12.729	1:24.116	117	24.828	215	23.785	169	215
3	1:37.048	49.126	120	24.435	217	23.487	169	217	9	1:36.741	49.004	120	24.206	216	23.531	169	216
4	1:37.977	49.335	108	24.997	216	23.645	169	216	10	1:37.030	49.282	118	24.395	217	23.353	170	217
5	1:37.153	49.146	118	24.262	217	23.745	170	217	11	1:37.166	49.138	119	24.348	216	23.680	164	216
6	1:48.941	49.490	116	25.663	184	33.788	45	184									

Lap	Time	SE1	SP1	SE2	SP2	SE3	SP3	TSP	Lap	Time	SE1	SP1	SE2	SP2	SE3	SP3	TSP
8	Engstler, DEU								theoretical besttime: 1:35.860								
1	2:17.068	1:19.597	116	28.122	183	29.349	59	183	6	1:41.789	48.990	120	24.256	215	28.543	57	215
2	3:24.075	2:30.533	95	28.694	206	24.848	168	206	7	4:54.424	4:05.906	115	24.855	213	23.663	168	213
3	1:36.324	49.086	119	24.045	215	23.193	171	215	8	1:36.546	49.154	120	24.143	214	23.249	170	214
4	1:35.868	48.650	120	24.017	217	23.201	171	217	9	1:36.142	48.823	121	24.038	216	23.281	170	216
5	1:35.914	48.666	118	24.017	216	23.231	169	216									

Lap	Time	SE1	SP1	SE2	SP2	SE3	SP3	TSP	Lap	Time	SE1	SP1	SE2	SP2	SE3	SP3	TSP
10	Buri, FIN								theoretical besttime: 1:35.629								
1	2:04.042	1:11.785	110	26.786	195	25.471	169	195	5	1:35.767	48.721	120	23.938	220	23.108	172	220
2	1:40.504	52.388	116	24.360	220	23.756	172	220	6	1:43.067	49.162	116	24.479	219	29.426	52	219
3	1:37.016	49.595	119	24.105	220	23.316	172	220	7	7:56.383	7:06.138	113	25.552	218	24.693	170	218
4	1:36.307	48.583	121	24.226	217	23.498	171	217	8	1:49.072	51.441	91	26.870	206	30.761	55	206

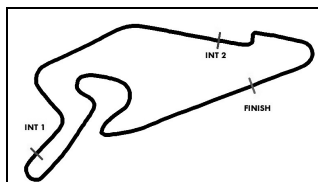
Lap	Time	SE1	SP1	SE2	SP2	SE3	SP3	TSP	Lap	Time	SE1	SP1	SE2	SP2	SE3	SP3	TSP
11	Schmarl, AUT								theoretical besttime: 1:35.685								
1	2:11.542	1:16.356	103	30.832	182	24.354	170	182	7	1:45.360	49.602	122	24.229	218	31.529	59	218
2	1:39.979	51.258	123	25.098	216	23.623	172	216	8	3:09.143	2:19.341	109	25.681	211	24.121	170	211
3	1:36.396	49.176	122	24.064	217	23.156	172	217	9	1:36.901	49.140	121	24.336	216	23.425	170	216
4	1:36.231	48.740	122	24.120	217	23.371	171	217	10	1:36.280	49.019	120	24.062	217	23.199	171	217
5	1:36.370	48.915	122	24.088	217	23.367	171	217	11	1:36.033	48.731	123	24.079	216	23.223	171	216
6	1:35.828	48.525	122	24.004	218	23.299	170	218	12	1:36.458	48.866	120	24.072	217	23.520	170	217

Lap	Time	SE1	SP1	SE2	SP2	SE3	SP3	TSP	Lap	Time	SE1	SP1	SE2	SP2	SE3	SP3	TSP
19	Hofer, AUT								theoretical besttime: 1:35.729								
1	2:08.103	1:17.556	117	26.243	196	24.304	167	196	5	1:35.954	48.831	120	23.921	218	23.202	170	218
2	1:47.584	50.637	118	25.980	161	30.967	59	161	6	1:35.819	48.709	119	23.885	219	23.225	169	219
3	3:53.783	3:03.504	109	25.517	211	24.762	167	211	7	1:35.892	48.642	119	23.962	219	23.288	170	219
4	1:46.025	52.787	113	29.577	175	23.661	168	175	8	1:53.855	52.845	112	28.012	166	32.998	56	166

Lap	Time	SE1	SP1	SE2	SP2	SE3	SP3	TSP	Lap	Time	SE1	SP1	SE2	SP2	SE3	SP3	TSP
20	Kankkunen, FIN								theoretical besttime: 1:36.044								
1	2:02.515	1:10.266	106	26.982	150	25.267	170	150	6	1:43.674	48.890	120	24.033	220	30.751	55	220
2	1:38.855	50.734	120	24.412	219	23.709	170	219	7	5:27.856	4:38.267	117	25.423	213	24.166	170	213
3	1:36.613	49.003	118	24.140	217	23.470	171	217	8	1:36.571	49.019	119	23.994	219	23.558	170	219
4	1:47.437	48.979	120	32.188	143	26.270	173	143	9	1:36.198	48.580	119	24.094	218	23.524	170	218
5	1:36.581	48.894	119	24.131	219	23.556	171	219	10	1:36.868	49.020	122	24.139	219	23.709	169	219

Lap	Time	SE1	SP1	SE2	SP2	SE3	SP3	TSP	Lap	Time	SE1	SP1	SE2	SP2	SE3	SP3	TSP
22	Proczyk, AUT								theoretical besttime: 1:35.524								
1	1:53.201	1:02.898	118	25.865	213	24.438	168	213	5	1:35.746	48.605	121	24.015	218	23.126	171	218
2	1:45.372	50.203	117	25.391	217	29.778	52	217	6	1:35.766	48.721	121	23.862	219	23.183	170	219
3	3:34.947	2:42.264	116	26.686	207	25.997	151	207	7	1:35.917	48.582	123	24.255	217	23.080	169	217
4	1:45.712	55.265	120	26.592	198	23.855	168	198	8	1:52.410	53.010	108	25.806	216	33.594	48	216

Lap	Time	SE1	SP1	SE2	SP2	SE3	SP3	TSP	Lap	Time	SE1	SP1	SE2	SP2	SE3	SP3	TSP
26	Wolf, DEU								theoretical besttime: 1:36.387								
1	1:59.822	1:07.381	115	27.127	170	25.314	167	170	7	1:37.371	49.736	121	24.125	216	23.510	170	216
2	1:39.680	51.520	118	24.447	219	23.713	169	219	8	1:36.543	49.010	120	24.129	219	23.404	170	219
3	1:37.830	50.054	121	24.259	217	23.517	170	217	9	1:36.578	49.201	120	24.046	216	23.331	169	216
4	1:43.874	50.591	119	25.110	216	28.173	58	216	10	1:36.582	49.083	120	24.120	216	23.379	170	216
5	3:53.306	3:02.449	116	26.818	214	24.039	169	214	11	1:37.106	49.439	116	24.215	216	23.452	168	216
6	1:37.258	49.691	120	24.229	217	23.338	168	217									



ADAC TCR Germany

Sector List Qualifying 1 Group A



Provisional

DMSB Reg. Nr.: 908/17

Nürburgring, Length: 3629m
 Air temperature: 20.2°C
 Track temperature: 26.76°C
 Weather condition: Dry

Friday, August 04, 2017 15:35:00

Lap	Time	SE1	SP1	SE2	SP2	SE3	SP3	TSP	Lap	Time	SE1	SP1	SE2	SP2	SE3	SP3	TSP
27	Rodrigues, PRT								theoretical besttime: 1:35.846								
1	2:14.195	1:17.443	97	30.945	144	25.807	165	144	7	1:36.510	48.953	122	23.971	216	23.586	168	216
2	1:39.949	50.514	123	25.359	208	24.076	171	208	8	1:43.004	49.733	118	24.381	215	28.890	56	215
3	1:39.021	51.068	122	24.245	215	23.708	171	215	9	3:17.381	2:24.660	119	26.175	171	26.546	171	171
4	1:37.528	48.994	121	24.009	215	24.525	171	215	10	1:36.251	49.136	121	23.943	216	23.172	169	216
5	1:36.343	48.731	123	24.123	216	23.489	170	216	11	1:35.024	49.102	119	23.985	216	21.937	170	216
6	1:36.564	49.050	122	24.093	216	23.421	169	216	11	2:18.899	56.891	88	34.361	122	47.647	35	122

28	Eberle, CHE								theoretical besttime: 1:35.807								
1	2:06.507	1:13.878	106	27.700	160	24.929	165	160	6	1:36.252	48.653	120	24.299	216	23.300	169	216
2	1:45.793	50.949	115	24.666	217	30.178	60	217	7	1:42.904	48.774	119	24.451	214	29.679	58	214
3	3:20.927	2:31.312	107	25.699	204	23.916	169	204	8	3:09.080	2:20.030	114	25.120	213	23.930	168	213
4	1:36.104	48.931	120	24.126	216	23.047	170	216	9	1:36.367	48.904	118	24.238	213	23.225	168	213
5	1:36.040	48.696	118	24.145	215	23.199	169	215	10	1:37.183	49.977	118	24.107	215	23.099	169	215

32	Xavier, CHE								theoretical besttime: 1:37.668								
1	2:32.254	1:33.889	109	30.067	148	28.298	162	148	7	1:38.054	49.973	116	24.484	214	23.597	167	214
2	1:47.103	56.034	111	26.083	212	24.986	165	212	8	1:40.676	49.653	117	24.786	215	26.237	167	215
3	1:43.660	51.637	118	25.462	214	26.561	166	214	9	1:38.132	49.970	119	24.631	216	23.531	167	216
4	1:40.727	50.951	116	25.379	213	24.397	165	213	10	1:38.837	49.985	118	24.681	214	24.171	166	214
5	1:39.043	50.134	114	24.919	213	23.990	167	213	11	1:43.261	52.291	112	25.773	213	25.197	166	213
6	1:38.526	50.208	116	24.565	214	23.753	167	214	12	1:48.407	50.643	114	27.217	165	30.547	162	165

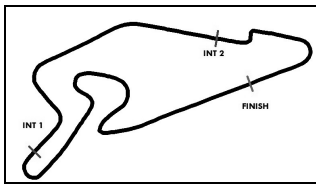
35	Rhyn, CHE								theoretical besttime: 1:36.103								
1	1:57.915	1:02.240	113	29.622	165	26.053	160	165	7	1:41.404	48.954	120	24.169	216	28.281	61	216
2	1:50.546	1:00.170	113	25.920	172	24.456	169	172	8	3:46.869	2:56.938	116	25.506	214	24.425	168	214
3	1:37.152	49.524	122	24.327	215	23.301	169	215	9	1:39.768	51.929	119	24.437	215	23.402	169	215
4	1:36.886	49.355	120	24.136	215	23.395	170	215	10	1:36.531	49.205	121	24.123	217	23.203	170	217
5	1:36.714	49.244	120	24.106	216	23.364	171	216	11	1:36.469	49.094	121	24.031	216	23.344	170	216
6	1:36.159	48.929	121	24.087	216	23.143	169	216									

36	Calcum, DEU								theoretical besttime: 1:35.510								
1	1:54.311	1:04.727	119	24.878	220	24.706	174	220	4	1:35.692	48.577	125	23.804	222	23.311	174	222
2	1:36.673	49.325	123	23.998	222	23.350	173	222	5	1:55.525	55.448	103	28.336	162	31.741	57	162
3	1:35.561	48.628	123	23.784	223	23.149	174	223									

38	Wolfe, USA								theoretical besttime: 1:36.000								
1	2:25.690	1:22.381	112	29.176	161	34.133	51	161	6	1:45.647	49.042	114	24.476	210	32.129	49	210
2	3:22.297	2:30.884	94	26.615	198	24.798	167	198	7	3:06.006	2:15.318	116	26.332	170	24.356	168	170
3	1:36.681	49.102	118	24.211	213	23.368	169	213	8	1:36.540	49.147	120	24.048	213	23.345	169	213
4	1:36.144	48.607	120	24.126	213	23.411	168	213	9	1:36.316	48.611	119	24.339	212	23.366	168	212
5	1:41.888	52.616	111	25.294	206	23.978	169	206	10	1:36.528	48.964	117	24.147	212	23.417	169	212

64	Markert, DEU								theoretical besttime: 1:36.761								
1	2:39.762	1:42.762	93	29.876	175	27.124	161	175	6	1:45.256	49.495	117	24.501	217	31.260	60	217
2	1:43.795	54.310	108	25.439	215	24.046	170	215	7	3:16.310	2:26.069	101	26.129	216	24.112	169	216
3	1:38.196	49.573	118	24.290	219	24.333	169	219	8	1:38.058	49.559	117	24.343	219	24.156	170	219
4	1:36.928	49.095	116	24.388	217	23.445	171	217	9	1:46.246	49.625	117	24.423	205	32.198	60	205
5	1:37.088	49.382	118	24.221	217	23.485	169	217									

66	Jost, CHE								theoretical besttime: 1:36.021								
1	1:50.551	59.852	113	26.094	199	24.605	169	199	7	1:41.515	49.016	119	24.253	216	28.246	60	216
2	1:36.748	49.368	119	24.134	214	23.246	169	214	8	3:03.115	2:14.105	117	25.197	214	23.813	169	214
3	1:36.947	49.057	118	24.279	215	23.611	170	215	9	1:36.989	49.263	118	24.170	216	23.556	169	216
4	1:37.249	48.901	120	24.104	216	24.244	171	216	10	1:36.885	49.163	117	24.284	217	23.438	170	217
5	1:36.307	48.951	120	24.193	217	23.163	168	217	11	1:36.208	48.823	120	24.047	216	23.338	169	216
6	1:36.645	49.196	119	24.035	218	23.414	169	218	12	1:36.796	49.020	121	24.109	216	23.667	168	216



ADAC TCR Germany

Sector List Qualifying 1 Group A



Provisional

Nürburgring, Length: 3629m
 Air temperature: 20.2°C
 Track temperature: 26.76°C
 Weather condition: Dry

DMSB Reg. Nr.: 908/17

Friday, August 04, 2017 15:35:00

Lap	Time	SE1	SP1	SE2	SP2	SE3	SP3	TSP	Lap	Time	SE1	SP1	SE2	SP2	SE3	SP3	TSP
78 Danz, CHE									theoretical besttime: 1:35.677								
1	1:58.069	1:05.527	107	26.876	188	25.666	167	188	7	1:44.125	49.563	119	24.601	205	29.961	59	205
2	1:38.836	50.881	120	24.460	216	23.495	169	216	8	3:18.086	2:29.150	115	25.132	213	23.804	169	213
3	1:36.728	49.199	120	24.188	217	23.341	170	217	9	1:36.446	49.070	121	24.129	217	23.247	170	217
4	1:36.660	49.076	121	24.277	216	23.307	169	216	10	1:36.017	48.886	120	24.051	217	23.080	171	217
5	1:36.463	49.010	120	24.180	216	23.273	171	216	11	1:36.417	48.735	120	24.400	216	23.282	171	216
6	1:35.988	48.812	119	24.055	217	23.121	170	217	12	1:36.093	48.546	120	24.116	218	23.431	169	218
82 Kramwinkel, DEU									theoretical besttime: 1:36.971								
1	2:27.418	1:31.529	112	29.780	131	26.109	165	131	5	1:47.856	50.717	119	26.542	215	30.597	62	215
2	1:39.071	50.813	120	24.462	215	23.796	167	215	6	3:16.454	2:28.440	117	24.262	216	23.752	167	216
3	1:37.763	49.571	119	24.357	216	23.835	166	216	7	1:37.863	49.828	119	24.307	215	23.728	168	215
4	1:37.040	49.290	119	24.331	215	23.419	168	215	8	1:53.318	52.046	112	28.530	185	32.742	59	185
88 Oestreich, DEU									theoretical besttime: 1:35.373								
1	2:19.178	1:18.940	119	29.958	131	30.280	57	131	5	8:50.475	7:58.261	120	27.577	137	24.637	170	137
2	3:34.340	2:41.548	110	27.924	111	24.868	171	111	6	1:35.743	48.551	123	23.995	216	23.197	171	216
3	1:35.704	48.660	123	23.950	216	23.094	171	216	7	1:36.208	48.701	122	24.087	215	23.420	170	215
4	1:45.257	48.329	123	24.259	217	32.669	56	217									