



# ADAC TCR Germany

## Result List Qualifying 1 Group B



Provisional

**DMSB** Reg. Nr.: 908/17

Friday, August 04, 2017 16:00:00

Nürburgring, Length: 3629m

Air temperature: 21.16°C

Track temperature: 35.03°C

Weather condition: Dry

started : 19      classified : 19      not classified : 0

Nr.	Drivers	Team	Lap	Best Time	Gap	Diff	Kph	Day Time
Cl.	Car	Competitor						
1	1 J.Files(GBR) Honda Civic TCR	Target Competition UK-SUI(GBR) Target srl.	3	1:35.273			137.1	16:05:23
2	41 S.Kirsch(DEU) Honda Civic TCR	Honda Team ADAC Sachsen ADAC Sachsen e.V.	8	1:35.280	0.007	0.007	137.1	16:18:32
3	7 M.Halder(DEU) SEAT Leon TCR	Wolf-Power Racing 2 Wolf-Power Racing	4	1:35.577	0.304	0.297	136.6	16:07:01
4	44 S.Kaibach(DEU) Audi RS 3 LMS	Aust Motorsport(DEU) Aust Motorsport	7	1:35.665	0.392	0.088	136.5	16:14:51
5	14 N.Langeveld(NLD) Audi RS 3 LMS	Racing One Racing One GmbH	4	1:35.679	0.406	0.014	136.5	16:08:57
6	18 S.van der Linde(ZAF) Audi RS 3 LMS	AC 1927 Mayen e.V. im ADAC AC 1927 Mayen e.V. im ADAC	6	1:35.686	0.413	0.007	136.5	16:12:39
7	17 J.Preisig(CHE) Opel Astra TCR	Lubner Motorsport(DEU) Lubner Motorsport	5	1:35.693	0.420	0.007	136.5	16:10:52
8	42 L.Niedertscheider(AUT) SEAT Leon TCR	Niedertscheider Motorsport(AUT) Niedertscheider Motorsport	3	1:35.930	0.657	0.237	136.1	16:05:14
9	98 T.Lautenschlager(DEU) Audi RS 3 LMS	Target Competition GER Target srl.	10	1:36.050	0.777	0.120	136.0	16:18:30
10	99 T.Zimmermann(DEU) Audi RS 3 LMS	Target Competition GER Target srl.	10	1:36.177	0.904	0.127	135.8	16:18:43
11	94 K.Richard(CHE) Honda Civic TCR	Target Competition UK-SUI(GBR) Target srl.	9	1:36.205	0.932	0.028	135.7	16:16:46
12	13 K.Jordan(DEU) VW Golf GTI TCR	Racing One Racing One GmbH	9	1:36.475	1.202	0.270	135.4	16:17:39
13	39 F.Thoma(CHE) VW Golf GTI TCR	JUNIOR TEAM ENGSTLER(DEU) LIQUI MOLY Team Engstler	4	1:36.476	1.203	0.001	135.4	16:09:08
14	2 A.Morgan(GBR) SEAT Leon TCR	Wolf-Power Racing 2 Wolf-Power Racing	5	1:36.479	1.206	0.003	135.4	16:08:45
15	12 S.Larsson(SWE) Audi RS 3 LMS	Target Competition SWE-POL Target srl.	11	1:36.971	1.698	0.492	134.7	16:20:27
16	54 S.Reicher(AUT) R Audi RS 3 LMS	Certainty Racing Team(NLD) Certainty Racing Team BV	8	1:37.171	1.898	0.200	134.4	16:15:56
17	9 S.Goede(DEU) VW Golf GTI TCR	TEAM ENGSTLER USA LIQUI MOLY Team Engstler	7	1:37.364	2.091	0.193	134.1	16:14:04
18	40 D.Koster(NLD) Audi RS 3 LMS	Certainty Racing Team(NLD) Dillon Koster	6	1:37.464	2.191	0.100	134.0	16:10:46
19	84 M.Sandberg(NLD) Audi RS 3 LMS	Racing One 2 Racing One GmbH	7	1:37.500	2.227	0.036	133.9	16:15:07

### Did not start

23 S.Steibel(DEU) VW Golf GTI TCR	Steibel Motorsport(CZE) AMC-Burgau e.V.
--------------------------------------	--

Classification limit: 110%      Time: 1:44.800

Subject to final scrutineering!

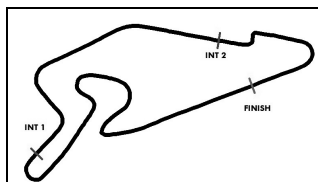
Publication time:	Clerk of the Course: Michael Bork	Timekeeper: Steffen Ruhl
-------------------	-----------------------------------	--------------------------

ver: 1.0

www.adac.de/motorsport

Page 1/ 1 printed: 4.8.2017 16:22

**CERTINA**  
S W I S S W A T C H E S



# ADAC TCR Germany

## Sector List Qualifying 1 Group B



Provisional

**DMSB** Reg. Nr.: 908/17

Nürburgring, Length: 3629m

Air temperature: 21.16°C

Track temperature: 35.03°C

Weather condition: Dry

Friday, August 04, 2017 16:00:00

Lap	Time	SE1	SP1	SE2	SP2	SE3	SP3	TSP	Lap	Time	SE1	SP1	SE2	SP2	SE3	SP3	TSP
<b>1</b>	<b>Files, GBR</b>								<b>theoretical besttime: 1:35.273</b>								
1	2:06.865	1:11.379	100	29.348	129	26.138	171	129	3	<b>1:35.273</b>	<b>48.152</b>	<b>122</b>	<b>23.889</b>	<b>219</b>	<b>23.232</b>	<b>172</b>	<b>219</b>
2	1:41.000	52.452		24.650	216	23.898	<b>175</b>	216	4	1:48.904	48.943	118	25.520	151	34.441	57	151

<b>2</b>	<b>Morgan, GBR</b>								<b>theoretical besttime: 1:36.372</b>								
1	2:08.492	1:08.944	105	30.891	152	28.657	161	152	7	3:55.534	3:01.627	101	28.467	182	25.440	165	182
2	1:46.082	54.001	104	27.371	200	24.710	168	200	8	1:40.809	51.716	114	24.845	210	24.248	168	210
3	1:37.465	49.648	119	24.377	213	23.440	166	213	9	1:36.815	49.276	121	<b>24.209</b>	<b>213</b>	23.330	168	213
4	1:36.689	49.094	119	24.357	213	23.238	168	213	10	1:36.867	49.170	119	24.324	213	23.373	168	213
5	<b>1:36.479</b>	<b>48.980</b>	120	24.257	<b>214</b>	23.242	167	<b>214</b>	11	1:36.887	49.443	117	24.261	213	<b>23.183</b>	<b>167</b>	213
6	1:48.505	49.188	118	25.307	175	34.010	60	175									

<b>7</b>	<b>Halder, DEU</b>								<b>theoretical besttime: 1:35.577</b>								
1	2:05.958	1:10.183	106	30.034	145	25.741	166	145	4	<b>1:35.577</b>	<b>48.723</b>	<b>122</b>	<b>23.922</b>	<b>219</b>	<b>22.932</b>	<b>171</b>	<b>219</b>
2	1:40.963	52.341	118	24.656	216	23.966	<b>172</b>	216	5	1:47.777	50.660	104	26.737	204	30.380	60	204
3	1:38.102	50.100	119	24.518	218	23.484	172	218									

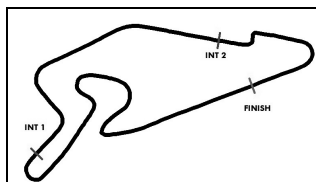
<b>9</b>	<b>Goede, DEU</b>								<b>theoretical besttime: 1:37.258</b>								
1	2:21.737	1:28.169	115	27.506	171	26.062	167	171	7	<b>1:37.364</b>	49.451	120	24.441	214	<b>23.472</b>	<b>169</b>	214
2	1:52.104	51.679	116	26.442	191	33.983	57	191	8	1:38.019	49.771	116	24.451	214	23.797	168	214
3	3:03.634	2:13.281	115	26.052	182	24.301	168	182	9	1:37.671	49.529	120	<b>24.413</b>	<b>214</b>	23.729	167	214
4	1:37.981	49.972	116	24.519	<b>214</b>	23.490	<b>169</b>	<b>214</b>	10	1:38.365	49.903	120	24.510	212	23.952	169	212
5	1:38.380	<b>49.373</b>	117	25.054	203	23.953	169	203	11	1:52.756	50.734	121	25.422	183	36.600	54	183
6	1:53.184	1:02.703	105	25.389	204	25.092	168	204									

<b>12</b>	<b>Larsson, SWE</b>								<b>theoretical besttime: 1:36.824</b>								
1	2:18.699	1:21.947	112	30.163	165	26.589	167	165	7	1:43.637	49.517	118	24.442	216	29.678	58	216
2	1:48.330	58.356	116	25.042	201	24.932	168	201	8	3:11.782	2:22.212	108	25.560	215	24.010	167	215
3	1:38.313	50.002	118	24.391	216	23.920	168	216	9	1:37.299	49.421	119	<b>24.308</b>	<b>216</b>	23.570	169	216
4	1:40.384	50.244	110	26.362	207	23.778	168	207	10	1:37.328	49.232	100	24.731	217	<b>23.365</b>	<b>169</b>	217
5	1:37.482	49.463	<b>120</b>	24.373	216	23.646	168	216	11	<b>1:36.971</b>	<b>49.151</b>	<b>119</b>	24.327	216	23.493	170	216
6	1:37.231	49.302	119	24.427	<b>217</b>	23.502	168	<b>217</b>									

<b>13</b>	<b>Jordan, DEU</b>								<b>theoretical besttime: 1:36.296</b>								
1	2:19.699	1:23.459	115	29.979	171	26.261	168	171	7	3:38.152	2:48.878	111	25.168	211	24.106	170	211
2	1:43.268	51.956	120	26.677	201	24.635	170	201	8	1:37.246	49.532	120	24.197	215	23.517	170	215
3	1:37.590	49.638	120	24.558	213	23.394	170	213	9	<b>1:36.475</b>	49.021	115	24.169	213	<b>23.285</b>	<b>170</b>	213
4	1:37.225	49.318	<b>121</b>	24.367	213	23.540	<b>171</b>	213	10	1:36.526	48.980	120	24.243	213	23.303	169	213
5	1:36.517	<b>48.934</b>	119	<b>24.077</b>	<b>216</b>	23.506	169	<b>216</b>	11	1:36.531	49.087	121	24.135	214	23.309	169	214
6	1:52.369	49.045	116	26.360	144	36.964	39	144									

<b>14</b>	<b>Langeveld, NLD</b>								<b>theoretical besttime: 1:35.584</b>								
1	2:12.099	1:20.880	118	26.194	211	25.025	169	211	6	1:58.840	1:02.887	107	29.936	117	26.017	172	117
2	1:44.373	50.622	116	24.441	217	29.310	55	217	7	1:36.399	48.771	120	24.281	216	23.347	171	216
3	3:24.597	2:35.101	120	25.773	204	23.723	171	204	8	1:36.293	48.831	121	24.008	220	23.454	170	<b>220</b>
4	<b>1:35.679</b>	48.656	120	<b>23.987</b>	219	<b>23.036</b>	171	219	9	1:50.598	53.016	118	24.483	202	33.099	49	202
5	1:36.074	<b>48.561</b>	120	24.412	216	23.101	170	216									

<b>17</b>	<b>Preisig, CHE</b>								<b>theoretical besttime: 1:35.619</b>								
1	2:32.773	1:35.022	102	31.776	148	25.975	156	148	7	1:45.828	51.831	100	30.016	174	23.981	173	174
2	1:52.748	54.499	115	26.820	188	31.429	49	188	8	1:36.278	48.955	122	<b>23.941</b>	<b>223</b>	23.382	175	223
3	3:13.476	2:21.780	109	26.616	169	25.080	173	169	9	1:37.690	49.307	121	24.735	222	23.648	175	222
4	1:37.385	49.431	<b>124</b>	24.558	<b>224</b>	23.396	175	<b>224</b>	10	1:35.850	48.473	123	24.002	223	23.375	174	223
5	<b>1:35.693</b>	<b>48.389</b>	123	24.015	224	<b>23.289</b>	173	224	11	1:38.763	49.138	119	25.477	194	24.148	173	194
6	1:35.783	48.475	123	23.965	224	23.343	<b>175</b>	224									



# ADAC TCR Germany

## Sector List Qualifying 1 Group B



Provisional

**DMSB** Reg. Nr.: 908/17

Nürburgring, Length: 3629m

Air temperature: 21.16°C

Track temperature: 35.03°C

Weather condition: Dry

Friday, August 04, 2017 16:00:00

Lap	Time	SE1	SP1	SE2	SP2	SE3	SP3	TSP	Lap	Time	SE1	SP1	SE2	SP2	SE3	SP3	TSP
<b>18</b>	van der Linde, ZAF								<b>theoretical besttime: 1:35.620</b>								
1	2:19.217	1:23.010	118	29.960	178	26.247	163	178	6	<b>1:35.686</b>	<b>48.537</b>	<b>120</b>	<b>23.971</b>	<b>218</b>	23.178	170	<b>218</b>
2	1:53.265	51.825	116	28.317	196	33.123	58	196	7	1:37.792	49.966	120	24.049	218	23.777	171	218
3	3:39.302	2:51.122	119	24.556	215	23.624	169	215	8	1:36.314	48.826	119	24.110	218	23.378	170	218
4	1:36.054	48.923	<b>121</b>	24.019	217	<b>23.112</b>	170	217	9	1:44.844	49.694	118	24.917	198	30.233	55	198
5	1:35.950	48.621	119	24.060	216	23.269	169	216									

<b>39</b>	Thoma, CHE								<b>theoretical besttime: 1:36.088</b>								
1	2:27.465	1:25.109	115	29.302	145	33.054	54	145	6	3:06.008	2:14.814	113	25.471	161	25.723	168	161
2	3:26.770	2:32.473	110	27.193	103	27.104	168	103	7	1:36.605	48.948	120	<b>24.104</b>	<b>215</b>	23.553	171	215
3	1:37.173	49.547	119	24.354	214	<b>23.272</b>	170	214	8	1:37.158	48.754	119	24.119	216	24.285	169	<b>216</b>
4	<b>1:36.476</b>	<b>48.712</b>	117	24.172	214	23.592	168	214	9	1:36.720	48.992	120	24.251	214	23.477	169	214
5	1:41.584	48.789	119	24.188	215	28.607	58	215	10	1:36.726	49.043	118	24.201	215	23.482	169	215

<b>40</b>	Koster, NLD								<b>theoretical besttime: 1:37.362</b>								
1	2:30.147	1:35.743	113	28.007	180	26.397	159	180	6	<b>1:37.464</b>	<b>49.379</b>	<b>115</b>	24.259	219	<b>23.826</b>	<b>168</b>	219
2	1:42.838	54.010	118	24.961	217	23.867	168	217	7	1:39.162	49.757	116	24.983	217	24.422	167	217
3	1:38.486	50.257	117	<b>24.157</b>	<b>219</b>	24.072	168	<b>219</b>	8	1:38.304	49.447	118	24.523	217	24.334	168	217
4	1:38.624	49.602	<b>121</b>	24.374	218	24.648	169	218	9	2:06.580	1:05.674	96	25.640	218	35.266	51	218
5	1:38.621	50.047	115	24.700	218	23.874	<b>170</b>	218									

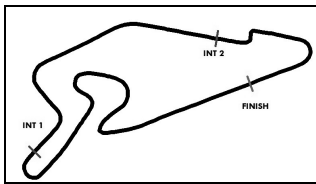
<b>41</b>	Kirsch, DEU								<b>theoretical besttime: 1:35.280</b>								
1	2:26.924	1:24.433	110	29.594	151	32.897	52	151	6	4:25.078	3:31.051	114	27.701	123	26.326	171	123
2	3:30.592	2:28.099	88	31.596	113	30.897	170	113	7	1:35.876	48.599	121	24.033	217	23.244	171	217
3	1:36.290	48.862	<b>123</b>	24.012	217	23.416	171	217	8	<b>1:35.280</b>	<b>48.353</b>	<b>122</b>	<b>23.883</b>	<b>218</b>	<b>23.044</b>	<b>172</b>	218
4	1:35.723	48.520	121	24.137	<b>218</b>	23.066	171	<b>218</b>	9	1:54.850	53.308	112	27.000	174	34.542	52	174
5	1:46.673	50.880	117	24.570	212	31.223	55	212									

<b>42</b>	Niedertscheider, AUT								<b>theoretical besttime: 1:35.520</b>								
1	1:57.595	1:04.477	104	27.891	203	25.227	161	203	7	1:37.138	48.796	121	24.067	215	24.275	171	215
2	1:40.049	51.969	120	24.573	214	23.507	170	214	8	1:42.773	49.432	117	24.283	217	29.058	58	<b>217</b>
3	<b>1:35.930</b>	48.758	121	<b>23.953</b>	216	23.219	170	216	9	3:04.504	2:15.429	111	25.359	211	23.716	170	211
4	1:37.793	49.535	120	24.480	216	23.778	170	216	10	1:36.253	49.054	121	24.091	216	<b>23.108</b>	<b>169</b>	216
5	1:37.216	48.840	122	24.814	215	23.562	<b>171</b>	215	11	1:36.871	49.132	120	24.202	216	23.537	170	216
6	1:35.949	48.582	121	24.142	216	23.225	169	216	12	1:36.002	<b>48.459</b>	<b>122</b>	24.428	215	23.115	170	215

<b>44</b>	Kaibach, DEU								<b>theoretical besttime: 1:35.582</b>								
1	2:14.699	1:18.661	82	30.459	195	25.579	163	195	7	<b>1:35.665</b>	<b>48.471</b>	<b>120</b>	24.103	217	<b>23.091</b>	<b>170</b>	217
2	1:54.345	55.820	102	27.666	163	30.859	171	163	8	1:41.844	51.284	113	26.479	204	24.081	171	204
3	1:37.403	49.543	120	24.464	216	23.396	170	216	9	1:40.326	50.785	114	25.617	214	23.924	171	214
4	1:42.964	49.280	115	24.856	216	28.828	57	216	10	1:36.088	48.861	118	<b>24.020</b>	<b>217</b>	23.207	168	217
5	4:07.362	3:15.446	109	26.422	158	25.494	169	158	11	1:45.313	49.312	118	24.645	208	31.356	54	208
6	1:38.689	50.314	119	25.088	<b>217</b>	23.287	169	<b>217</b>									

<b>54</b>	Reicher, AUT								<b>theoretical besttime: 1:37.101</b>								
1	2:22.514	1:26.145	103	30.264	132	26.105	<b>170</b>	132	6	1:42.338	<b>49.314</b>	<b>120</b>	28.017	130	25.007	170	130
2	1:42.811	51.707	114	25.792	197	25.312	169	197	7	1:37.559	49.620	120	24.317	218	23.622	169	218
3	1:44.736	50.297	117	24.583	217	29.856	58	217	8	<b>1:37.171</b>	49.361	121	24.279	218	23.531	170	218
4	3:31.245	2:42.171	117	24.909	216	24.165	168	216	9	1:44.165	49.361	116	24.371	219	30.433	56	<b>219</b>
5	1:37.565	49.778	120	<b>24.264</b>	217	<b>23.523</b>	168	217	10	2:24.405	1:34.786	117	24.522	199	25.097	168	199

<b>84</b>	Sandberg, NLD								<b>theoretical besttime: 1:37.406</b>								
1	2:42.788	1:42.894	107	31.092	142	28.802	161	142	6	1:37.588	<b>49.539</b>	<b>121</b>	24.477	216	23.572	170	216
2	1:56.400	57.020	112	26.898	201	32.482	57	201	7	<b>1:37.500</b>	49.633	120	<b>24.340</b>	<b>216</b>	<b>23.527</b>	<b>168</b>	216
3	3:51.809	3:00.000	111	27.135	191	24.674	169	191	8	1:38.334	49.856	112	24.494	216	23.984	166	216
4	1:42.532	51.607	117	26.194	166	24.731	<b>170</b>	166	9	1:38.732	50.588	118	24.428	217	23.716	169	<b>217</b>
5	1:38.014	49.812	<b>122</b>	24.503	217	23.699	169	217	10	1:38.211	50.028	120	24.642	216	23.541	169	216



# ADAC TCR Germany

## Sector List Qualifying 1 Group B



Provisional

Nürburgring, Length: 3629m  
 Air temperature: 21.16°C  
 Track temperature: 35.03°C  
 Weather condition: Dry

**DMSB** Reg. Nr.: 908/17

Friday, August 04, 2017 16:00:00

Lap	Time	SE1	SP1	SE2	SP2	SE3	SP3	TSP	Lap	Time	SE1	SP1	SE2	SP2	SE3	SP3	TSP
<b>94</b>	Richard, CHE								<b>theoretical besttime: 1:36.189</b>								
1	2:03.888	1:10.725	111	28.219	184	24.944	165	184	7	3:09.615	2:16.123	109	27.980	138	25.512	167	138
2	1:40.770	50.862	117	24.747	211	25.161	170	211	8	1:38.540	50.219	119	24.710	211	23.611	170	211
3	1:37.327	49.337	119	24.484	211	23.506	170	211	9	<b>1:36.205</b>	<b>48.731</b>	<b>121</b>	<b>24.241</b>	<b>215</b>	23.233	171	215
4	1:36.680	49.045	119	24.415	214	23.220	171	214	10	1:36.521	49.057	119	24.247	217	<b>23.217</b>	<b>170</b>	<b>217</b>
5	1:36.556	48.937	118	24.325	214	23.294	170	214	11	1:36.816	49.193	122	24.293	218	23.330	170	<b>218</b>
6	1:46.482	49.108	120	24.417	215	32.957	51	215	12	2:16.140	1:04.813	96	28.923	170	42.404	35	170

<b>98</b>	Lautenschlager, DEU								<b>theoretical besttime: 1:35.984</b>								
1	2:07.970	1:12.873	116	28.694	150	26.403	167	150	7	3:14.928	2:25.369	118	25.015	216	24.544	170	216
2	1:41.123	52.171	118	24.725	219	24.227	<b>171</b>	219	8	1:36.622	49.176	121	23.987	219	23.459	171	219
3	1:36.975	49.188	121	24.198	<b>219</b>	23.589	170	<b>219</b>	9	1:36.263	<b>48.807</b>	<b>121</b>	24.014	218	23.442	168	218
4	1:36.758	49.112	<b>122</b>	24.199	219	23.447	170	219	10	<b>1:36.050</b>	48.870	121	23.988	218	<b>23.192</b>	<b>170</b>	218
5	1:36.948	49.365	121	24.047	219	23.536	169	219	11	1:37.298	49.214	121	<b>23.985</b>	<b>219</b>	24.099	165	219
6	1:46.162	50.006	121	24.590	218	31.566	59	218									

<b>99</b>	Zimmermann, DEU								<b>theoretical besttime: 1:36.129</b>								
1	2:11.731	1:17.483	108	28.396	169	25.852	168	169	7	3:15.169	2:25.520	111	24.997	215	24.652	169	215
2	1:48.929	54.074	106	29.673	161	25.182	170	161	8	1:38.852	50.384	120	24.813	210	23.655	171	210
3	1:38.967	49.136	120	25.584	181	24.247	169	181	9	1:36.222	<b>48.927</b>	<b>119</b>	24.027	218	23.268	170	<b>218</b>
4	1:37.146	49.258	<b>120</b>	24.091	216	23.797	169	216	10	<b>1:36.177</b>	48.975	120	<b>23.982</b>	<b>217</b>	<b>23.220</b>	<b>169</b>	217
5	1:36.698	49.085	120	24.025	217	23.588	169	217	11	1:48.917	49.296	118	24.394	201	35.227	47	201
6	1:43.340	49.251	119	24.169	217	29.920	58	217									