



ADAC TCR Germany



Result List Race 2

Provisional

DMSB Reg. Nr.: 281/17

Sunday, September 24, 2017 15:15:00

Hockenheimring, Length: 4574m

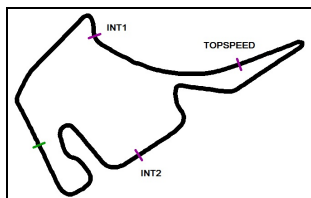
Air temperature: 21.75°C

Track temperature: 24.85°C

Weather condition: Dry

started : 35 classified : 31 not classified : 4

Nr.	Drivers	Team	Laps	Total Time	Gap	Kph	Lap	Time	Kph
Cl.	Car	Competitor							
1	1 J.Files(GBR) Honda Civic TCR	Target Competition UK-SUI(GBR) Target srl.	12	23:09.698		142.3	6	1:50.109	149.5
2	19 M.Hofer(AUT) Audi RS 3 LMS	AC 1927 Mayen e.V. im ADAC AC 1927 Mayen e.V. im ADAC	12	23:10.228	0.530	142.6	6	1:49.735	150.0
3	14 N.Langeveld(NLD) Audi RS 3 LMS	Racing One Racing One GmbH	12	23:11.234	1.536	142.3	7	1:49.951	149.7
4	7 M.Halder(DEU) SEAT Leon TCR	Wolf-Power Racing 2 Wolf-Power Racing	12	23:11.768	2.070	142.3	4	1:49.709	150.0
5	18 S.van der Linde(ZAF) Audi RS 3 LMS	AC 1927 Mayen e.V. im ADAC AC 1927 Mayen e.V. im ADAC	12	23:13.062	3.364	142.2	7	1:49.978	149.7
6	28 P.Eberle(CHE) SEAT Leon TCR	Steibel Motorsport(CZE) Pascal Eberle	12	23:13.453	3.755	142.6	5	1:50.110	149.5
7	16 L.Ferrara(ITA) Alfa Romeo	V-Action Racing Team Luigi Ferrara	12	23:14.367	4.669	142.7	9	1:50.032	149.6
8	20 N.Kankkunen(FIN) Audi RS 3 LMS	LMS Racing(FIN) LMS Racing	12	23:15.073	5.375	142.5	7	1:50.289	149.3
9	2 A.Morgan(GBR) SEAT Leon TCR	Wolf-Power Racing 2 Wolf-Power Racing	12	23:15.490	5.792	142.8	3	1:49.587	150.2
10	39 F.Thoma(CHE) VW Golf GTI TCR	JUNIOR TEAM ENGSTLER(DEU) LIQUI MOLY Team Engstler	12	23:15.732	6.034	142.2	7	1:50.475	149.0
11	22 H.Proczyk(AUT) Opel Astra TCR	HP Racing HP Racing	12	23:16.396	6.698	142.1	4	1:49.993	149.7
12	88 M.Oestreich(DEU) Honda Civic TCR	Honda Team ADAC Sachsen ADAC Sachsen e.V.	12	23:16.986	7.288	141.5	4	1:49.811	149.9
13	56 J.van Lagen(NLD) Audi RS 3 LMS	Certainty Racing Team(NLD) Certainty Racing Team BV	12	23:19.045	9.347	141.8	3	1:50.585	148.9
14	73 F.Barth(CHE) SEAT Leon TCR	TOPCAR Sport TOPCAR Sport	12	23:19.551	9.853	142.2	4	1:50.294	149.2
15	38 J.Wolfe(USA) VW Golf GTI TCR	TEAM ENGSTLER USA LIQUI MOLY Team Engstler	12	23:19.874	10.176	142.1	3	1:50.390	149.1
16	98 T.Lautenschlager(DEU) Audi RS 3 LMS	Target Competition GER Target srl.	12	23:20.332	10.634	142.0	4	1:50.446	149.0
17	35 R.Rhyn(CHE) R Honda Civic TCR	Rikli Motorsport(CHE) Rikli Motorsport	12	23:20.955	11.257	141.9	4	1:50.901	148.4
18	42 L.Niedertscheider(AUT) SEAT Leon TCR	Niedertscheider Motorsport(AUT) Niedertscheider Motorsport	12	23:21.387	11.689	142.2	5	1:50.741	148.6
19	78 F.Danz(CHE) SEAT Leon TCR	Schlaeppli Race-Tec(CHE) Schlaeppli Race-Tec	12	23:21.593	11.895	142.2	5	1:50.558	148.9
20	8 L.Engstler(DEU) R VW Golf GTI TCR	JUNIOR TEAM ENGSTLER(DEU) LIQUI MOLY Team Engstler	12	23:21.990	12.292	141.4	7	1:49.966	149.7
21	15 C.Barberini(ITA) Alfa Romeo	V-Action Racing Team Cosimo Barberini	12	23:22.494	12.796	143.5	3	1:49.933	149.7
22	11 J.Schmarl(AUT) Honda Civic TCR	Target Competition AUT-POR Target srl.	12	23:22.787	13.089	141.9	8	1:51.158	148.1
23	23 S.Steibel(DEU) VW Golf GTI TCR	Steibel Motorsport(CZE) Steibel Motorsport	12	23:23.072	13.374	142.1	3	1:50.614	148.8
24	41 S.Kirsch(DEU) Honda Civic TCR	Honda Team ADAC Sachsen ADAC Sachsen e.V.	12	23:23.324	13.626	144.3	3	1:49.333	150.6
25	29 M.Hesse(DEU) R Audi RS 3 LMS	Aust Motorsport(DEU) Aust Motorsport	12	23:24.209	14.511	141.9	5	1:51.548	147.6
26	34 O.Vouilloz(CHE) SEAT Leon TCR	Young Driver Challenge(DEU) Young Driver Challenge	12	23:26.761	17.063	142.5	3	1:51.120	148.1



ADAC TCR Germany

Result List Race 2

Provisional



Hockenheimring, Length: 4574m

Air temperature: 21.75°C

Track temperature: 24.85°C

Weather condition: Dry

DMSB Reg. Nr.: 281/17

Sunday, September 24, 2017 15:15:00

started : 35 classified : 31 not classified : 4

Nr.	Drivers	Team	Laps	Total Time	Gap	Kph	Lap	Time	Kph
Cl.	Car	Competitor							
27	9 S.Goede (DEU) VW Golf GTI TCR	TEAM ENGSTLER USA LIQUI MOLY Team Engstler	12	23:27.011	17.313	142.5	4	1:50.674	148.7
28	84 M.Sandberg (NLD) Audi RS 3 LMS	Racing One 2 Racing One GmbH	12	23:27.853	18.155	146.0	4	1:51.302	147.9
29	54 S.Reicher (AUT) R Audi RS 3 LMS	Certainty Racing Team(NLD) Certainty Racing Team BV	12	23:32.237	22.539	141.2	3	1:51.886	147.1
30	10 A.Buri (FIN) Audi RS 3 LMS	LMS Racing(FIN) LMS Racing	12	23:44.524	34.826	142.2	9	1:49.594	150.2
31	99 T.Zimmermann (DEU) Audi RS 3 LMS	Target Competition GER Target srl.	9	17:27.542	3LAPS	142.5	5	1:50.808	148.6
Not classified									
12	S.Larsson (SWE) Audi RS 3 LMS	Target Competition SWE-POL Target srl.	8	15:09.617	4LAPS	147.3	5	1:50.427	149.1
44	S.Kaibach (DEU) Audi RS 3 LMS	Aust Motorsport(DEU) Aust Motorsport	6	12:05.559	6LAPS	143.1	4	1:49.870	149.8
66	R.Jost (CHE) SEAT Leon TCR	TOPCAR Sport TOPCAR Sport	5	9:54.664	7LAPS	140.6	4	1:51.005	148.3
94	K.Richard (CHE) Honda Civic TCR	Target Competition UK-SUI(GBR) Target srl.	4	7:52.307	8LAPS	147.4	4	1:51.593	147.5

Fastest lap of the race. Car 41 driver Steve Kirsch on lap 3. Time 1:49.333, average speed 150.6 km/h.

Following race director decision drive through penalty converted into a time penalty of 30 seconds for car no. 44, 10

Subject to final scrutineering!		
Publication time:	Clerk of the Course: Hans Erdel	Timekeeper: Steffen Ruhl



ADAC TCR Germany



Sector List Race 2

Provisional

DMSB Reg. Nr.: 281/17

Hockenheimring, Length: 4574m

Air temperature: 21.75°C

Track temperature: 24.85°C

Weather condition: Dry

Sunday, September 24, 2017 15:15:00

Lap	Time	SE1	SP1	SE2	SP2	SE3	SP3	TSP	Lap	Time	SE1	SP1	SE2	SP2	SE3	SP3	TSP
1 Files, GBR									theoretical besttime: 1:49.860								
1	1:57.436	30.486	141	51.786	172	35.164	181	218	7	1:50.187	23.917	143	51.289	172	34.981	177	225
2	1:52.371	24.342	141	52.610	165	35.419	181	225	8	1:50.569	24.181	142	51.447	171	34.941	177	223
3	1:50.159	23.989	141	51.281	173	34.889	182	225	9	1:50.252	24.029	143	51.374	172	34.849	182	223
4	1:50.600	23.919	142	51.897	171	34.784	180	225	10	1:57.825	23.968	142	51.387	171	42.470	131	223
5	1:50.557	23.895	141	51.663	171	34.999	182	225	11	2:39.082	32.709	107	1:12.830	87	53.543	177	171
6	1:50.109	23.975	141	51.181	173	34.953	178	225	12	1:50.551	23.990	141	51.473	171	35.088	178	223

2 Morgan, GBR									theoretical besttime: 1:49.587								
1	2:07.090	37.018	140	54.031	171	36.041	181	232	7	1:50.266	24.309	141	51.015	176	34.942	183	234
2	1:52.002	24.883	140	52.009	172	35.110	183	235	8	1:51.123	24.047	143	52.109	173	34.967	181	235
3	1:49.587	23.987	144	50.712	176	34.888	183	235	9	1:50.420	24.142	143	51.115	174	35.163	182	235
4	1:50.510	24.072	142	51.249	176	35.189	183	238	10	1:54.135	24.042	141	51.291	171	38.802	171	233
5	1:51.099	24.187	144	51.516	175	35.396	183	236	11	2:35.652	31.048	120	1:11.471	112	53.133	183	147
6	1:52.072	24.590	141	52.308	170	35.174	181	237	12	1:51.534	24.440	141	51.676	175	35.418	182	238

7 Halder, DEU									theoretical besttime: 1:49.604								
1	1:59.207	32.361	138	51.638	173	35.208	182	236	7	1:50.049	23.990	141	51.107	174	34.952	183	236
2	1:51.347	24.033	141	51.352	171	35.962	183	233	8	1:50.215	24.126	140	51.145	172	34.944	182	236
3	1:52.630	24.238	132	53.507	173	34.885	183	227	9	1:50.401	23.918	140	51.358	172	35.125	183	237
4	1:49.709	23.804	140	51.126	175	34.779	183	234	10	1:56.657	23.954	139	51.677	155	41.026	130	236
5	1:51.279	23.950	142	51.737	170	35.592	182	238	11	2:39.061	32.688	115	1:12.772	98	53.601	183	166
6	1:50.074	24.238	139	51.021	174	34.815	182	237	12	1:51.139	24.181	140	51.831	174	35.127	182	236

8 Engstler, DEU									theoretical besttime: 1:49.653								
1	2:01.015	33.236	131	52.684	174	35.095	181	231	7	1:49.966	23.886	141	51.220	174	34.860	182	235
2	1:50.688	24.069	140	51.639	173	34.980	182	232	8	1:50.439	24.090	141	51.344	174	35.005	181	232
3	1:50.252	24.130	142	51.459	175	34.663	183	231	9	1:51.738	25.002	133	51.906	173	34.830	181	226
4	1:50.051	23.812	141	51.194	175	35.045	180	232	10	1:55.564	23.964	141	52.188	148	39.412	144	232
5	1:52.401	24.072	142	52.700	171	35.629	181	233	11	2:38.929	33.011	117	1:12.594	99	53.324	181	161
6	1:50.332	24.321	139	51.178	174	34.833	181	234	12	2:00.615	24.039	140	51.763	173	44.813	182	234

9 Goede, DEU									theoretical besttime: 1:50.674								
1	2:16.366	48.253	141	52.060	171	36.053	176	225	7	1:52.272	24.207	142	52.618	173	35.447	179	227
2	1:51.927	24.603	133	52.227	172	35.097	179	225	8	1:52.356	24.996	139	52.005	172	35.355	178	229
3	1:51.539	24.283	140	51.963	173	35.293	179	228	9	1:52.444	24.690	141	52.143	171	35.611	177	228
4	1:50.674	24.145	141	51.503	173	35.026	179	229	10	1:57.153	24.561	141	53.621	166	38.971	175	225
5	1:53.457	24.566	138	53.035	171	35.856	179	229	11	2:21.366	26.435	139	1:04.180	132	50.751	178	125
6	1:54.457	25.028	114	54.173	173	35.256	177	218	12	1:53.000	24.551	141	52.607	171	35.842	180	233

10 Buri, FIN									theoretical besttime: 1:49.264								
1	2:01.272	33.195	132	52.883	174	35.194	180	232	7	1:50.188	23.869	141	51.209	174	35.110	182	238
2	1:52.793	24.115	141	52.307	170	36.371	179	238	8	1:50.635	24.007	141	51.452	175	35.176	182	238
3	1:50.613	24.582	140	51.280	174	34.751	183	236	9	1:49.594	23.818	140	50.992	175	34.784	182	234
4	1:50.632	23.834	143	51.970	172	34.828	182	237	10	1:55.646	23.873	142	51.067	161	40.706	138	237
5	1:50.020	23.697	142	50.816	174	35.507	182	236	11	2:39.011	32.984	117	1:12.638	96	53.389	183	171
6	1:50.445	24.501	140	50.912	175	35.032	183	238	12	1:53.675	24.196	139	51.946	173	37.533	181	238

11 Schmarl, AUT									theoretical besttime: 1:50.665								
1	2:06.919	35.918	132	54.439	167	36.562	179	231	7	1:51.446	24.814	147	51.544	173	35.088	180	234
2	1:54.688	25.217	140	52.923	170	36.548	180	235	8	1:51.158	24.535	145	51.397	171	35.226	180	228
3	1:51.784	24.525	146	51.910	171	35.349	181	234	9	1:51.258	24.462	145	51.476	170	35.320	181	227
4	1:54.677	26.445	145	52.615	171	35.617	181	231	10	1:56.263	24.324	144	53.180	157	38.759	163	229
5	1:51.798	24.180	147	51.901	169	35.717	181	234	11	2:26.999	26.530	146	1:09.721	98	50.748	183	112
6	1:52.370	24.250	147	52.859	172	35.261	181	231	12	1:53.427	25.164	147	52.311	171	35.952	181	235



ADAC TCR Germany



Sector List Race 2

Provisional

DMSB Reg. Nr.: 281/17

Hockenheimring, Length: 4574m

Air temperature: 21.75°C

Track temperature: 24.85°C

Weather condition: Dry

Sunday, September 24, 2017 15:15:00

Lap	Time	SE1	SP1	SE2	SP2	SE3	SP3	TSP	Lap	Time	SE1	SP1	SE2	SP2	SE3	SP3	TSP
12	Larsson, SWE								theoretical besttime: 1:50.427								
1	2:07.470	36.731	133	54.455	169	36.284	182	234	6	1:51.443	24.004	143	51.732	171	35.707	183	236
2	1:53.794	24.987	142	52.272	172	36.535	181	236	7	1:51.569	24.552	138	51.562	175	35.455	183	237
3	1:51.587	24.394	140	52.013	175	35.180	184	240	8	1:52.352	24.664	139	52.380	174	35.308	183	237
4	1:50.975	23.947	142	51.861	175	35.167	184	240	9		24.417	140					241
5	1:50.427	23.891	142	51.519	175	35.017	182	239									

14	Langeveld, NLD								theoretical besttime: 1:49.570								
1	1:58.517	31.900	140	51.719	173	34.898	181	232	7	1:49.951	23.846	143	51.195	173	34.910	182	235
2	1:51.698	24.070	144	51.795	169	35.833	181	234	8	1:50.200	24.010	143	51.190	173	35.000	182	234
3	1:50.153	24.372	143	50.894	174	34.887	181	235	9	1:50.495	23.922	143	51.417	173	35.156	181	235
4	1:50.575	23.876	144	51.750	174	34.949	181	232	10	1:56.533	24.022	143	51.424	172	41.087	130	235
5	1:52.961	24.119	140	52.621	168	36.221	182	237	11	2:39.171	32.703	106	1:12.565	87	53.903	181	198
6	1:50.054	23.971	143	51.253	174	34.830	182	235	12	1:50.926	24.164	142	51.620	171	35.142	182	234

15	Barberini, ITA								theoretical besttime: 1:49.712								
1	2:20.310	51.005	134	53.128	176	36.177	183	227	7	1:51.266	24.553	143	51.243	174	35.470	179	229
2	1:50.901	24.322	144	51.572	176	35.007	184	232	8	1:51.297	24.450	145	51.240	176	35.607	181	233
3	1:49.933	24.023	144	50.721	178	35.189	182	232	9	1:51.084	24.322		51.056	174	35.706	182	234
4	1:50.493	24.432	140	50.909	173	35.152	182	232	10	1:56.860	24.124	144	54.088	149	38.648	173	238
5	1:50.976	23.984	145	51.836	174	35.156	182	227	11	2:25.790	26.601	140	1:08.391	98	50.798	183	105
6	1:51.192	24.140	145	51.617	175	35.435	182	229	12	1:52.392	24.319	144	52.182	172	35.891	182	238

16	Ferrara, ITA								theoretical besttime: 1:49.631								
1	2:05.249	35.697	137	53.641	172	35.911	183	230	7	1:50.053	24.246	146	50.764	175	35.043	183	231
2	1:50.875	24.509	146	51.462	175	34.904	180	237	8	1:50.111	24.104	146	50.825	174	35.182	183	231
3	1:51.165	23.980	147	51.741	177	35.444	183	237	9	1:50.032	24.160	147	50.747	175	35.125	182	233
4	1:50.224	24.108	147	50.755	176	35.361	184	238	10	1:55.547	24.049	147	50.878	150	40.620	182	233
5	1:51.109	24.351	146	51.625	175	35.133	183	238	11	2:37.788	32.277	120	1:11.801	113	53.710	183	173
6	1:51.012	24.580	141	51.444	174	34.988	181	232	12	1:51.202	24.459	145	51.250	175	35.493	183	231

18	van der Linde, ZAF								theoretical besttime: 1:49.450								
1	1:59.926	32.834	135	52.146	173	34.946	181	229	7	1:49.978	23.739	143	51.370	173	34.869	181	237
2	1:50.829	23.836	142	51.228	173	35.765	181	235	8	1:51.467	23.870	139	51.940	174	35.657	181	235
3	1:50.045	24.127	142	51.128	173	34.790	182	236	9	1:50.848	24.011	142	51.655	170	35.182	180	235
4	1:50.367	23.871	142	51.764	174	34.732	182	234	10	1:55.360	23.921	142	51.675	144	39.764	151	236
5	1:53.996	24.068	143	52.403	168	37.525	179	238	11	2:38.871	33.229	114	1:12.076	105	53.566	182	161
6	1:50.337	24.378	142	50.979	174	34.980	180	237	12	1:51.038	24.038	140	51.838	172	35.162	179	233

19	Hofer, AUT								theoretical besttime: 1:49.635								
1	2:00.551	33.562	137	51.973	175	35.016	183	235	7	1:49.871	23.989	144	51.092	175	34.790	182	237
2	1:50.944	23.928	143	52.032	173	34.984	183	236	8	1:50.316	24.208	143	51.260	174	34.848	182	235
3	1:49.971	23.922	143	51.263	175	34.786	182	235	9	1:50.210	24.102	143	51.181	173	34.927	181	236
4	1:50.165	23.811	143	51.323	175	35.031	183	239	10	1:57.342	23.973	143	51.214	173	42.155	129	236
5	1:51.397	24.036	143	51.971	172	35.390	183	240	11	2:39.135	32.685	106	1:12.684	87	53.766	182	180
6	1:49.735	23.911	144	51.062	174	34.762	183	236	12	1:50.591	24.154	140	51.323	174	35.114	181	236

20	Kankkunen, FIN								theoretical besttime: 1:50.218								
1	2:04.692	35.032	139	53.868	170	35.792	179	236	7	1:50.289	24.075	144	51.025	175	35.189	180	237
2	1:50.450	24.128	143	51.090	175	35.232	179	234	8	1:50.518	24.160	143	51.123	174	35.235	180	237
3	1:51.885	24.404	145	52.064	173	35.417	181	242	9	1:50.514	24.030	144	51.319	175	35.165	180	237
4	1:50.765	24.028	142	51.449	174	35.288	182	238	10	1:55.003	24.319	143	51.312	161	39.372	175	235
5	1:51.602	24.304	143	51.634	173	35.664	179	240	11	2:36.761	31.285	117	1:12.072	101	53.404	181	165
6	1:51.100	24.184	142	51.578	174	35.338	180	238	12	1:51.494	24.248	140	51.715	172	35.531	180	236



ADAC TCR Germany



Sector List Race 2

Provisional

DMSB Reg. Nr.: 281/17

Hockenheimring, Length: 4574m

Air temperature: 21.75°C

Track temperature: 24.85°C

Weather condition: Dry

Sunday, September 24, 2017 15:15:00

Lap	Time	SE1	SP1	SE2	SP2	SE3	SP3	TSP	Lap	Time	SE1	SP1	SE2	SP2	SE3	SP3	TSP
22	Proczyk, AUT								theoretical besttime: 1:49.911								
1	2:01.825	33.782	139	52.583	173	35.460	183	234	7	1:51.408	24.385	141	51.846	173	35.177	183	235
2	1:51.034	24.161	143	51.500	173	35.373	184	236	8	1:51.004	24.625	143	51.319	173	35.060	182	233
3	1:50.808	23.890	143	51.702	174	35.216	183	237	9	1:50.228	24.040	143	51.067	172	35.121	183	234
4	1:49.993	23.893	141	51.146	173	34.954	183	236	10	1:54.914	24.098	144	51.852	145	38.964	178	236
5	1:51.116	24.040	142	51.239	173	35.837	182	234	11	2:34.148	30.353	120	1:11.450	122	52.345	183	142
6	1:58.851	29.343	121	53.550	173	35.958	182	233	12	1:51.067	24.258	140	51.383	173	35.426	184	237

23	Steibel, DEU								theoretical besttime: 1:50.543								
1	2:09.255	38.711	122	54.284	169	36.260	183	226	7	1:52.429	24.971	140	52.353	171	35.105	182	229
2	1:55.305	24.422	142	54.928	164	35.955	180	233	8	1:51.292	24.649	140	51.368	172	35.275	180	229
3	1:50.614	24.192	138	51.439	171	34.983	182	232	9	1:51.315	24.362	141	51.530	171	35.423	182	232
4	1:52.271	24.434	140	52.345	169	35.492	182	229	10	1:57.894	24.256	140	54.940	143	38.698	175	232
5	1:52.810	24.254	138	52.435	167	36.121	181	231	11	2:25.785	26.891	137	1:08.148	97	50.746	182	108
6	1:51.486	24.220	139	52.095	172	35.171	180	231	12	1:52.616	24.620	140	51.946	171	36.050	180	233

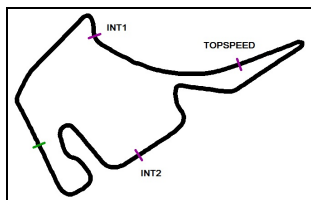
28	Eberle, CHE								theoretical besttime: 1:50.071								
1	2:03.376	34.595	138	53.316	174	35.465	180	222	7	1:50.243	24.115	142	51.050	173	35.078	181	234
2	1:50.851	24.226	141	51.037	174	35.588	181	233	8	1:50.408	24.095	142	50.997	174	35.316	182	233
3	1:51.642	24.868	141	51.647	168	35.127	181	237	9	1:50.705	24.228	143	51.253	174	35.224	181	235
4	1:50.609	24.070	142	51.164	172	35.375	181	235	10	1:56.426	24.204	139	51.906	140	40.316	172	233
5	1:50.110	24.019	142	51.022	174	35.069	182	232	11	2:37.715	32.282	112	1:11.999	111	53.434	182	166
6	1:50.247	24.182	141	50.983	173	35.082	181	233	12	1:51.121	24.228	141	51.643	174	35.250	181	232

29	Hesse, DEU								theoretical besttime: 1:51.213								
1	2:08.162	37.497	134	54.263	169	36.402	178	231	7	1:52.880	24.562	138	52.904	168	35.414	172	222
2	1:53.850	24.761	140	52.675	171	36.414	177	231	8	1:52.542	24.548	138	52.549	167	35.445	173	223
3	1:52.319	24.893	139	52.239	172	35.187	177	225	9	1:52.631	24.432	138	52.677	167	35.522	170	221
4	1:52.820	24.818	138	52.846	166	35.156	179	225	10	1:55.973	24.627	138	54.180	162	37.166	166	220
5	1:51.548	23.928	141	52.129	169	35.491	172	228	11	2:24.014	26.097	135	1:07.196	99	50.721	174	122
6	1:54.337	24.571	138	54.043	167	35.723	172	221	12	1:53.133	24.742	138	52.740	167	35.651	174	224

34	Vouilloz, CHE								theoretical besttime: 1:51.120								
1	2:15.859	46.537	139	53.165	166	36.157	176	225	7	1:51.894	24.480	138	51.933	170	35.481	178	229
2	1:51.805	24.679	138	51.865	170	35.261	178	227	8	1:52.401	24.712	138	52.140	169	35.549	178	230
3	1:51.120	24.292	137	51.746	170	35.082	178	225	9	1:53.409	25.152	133	52.406	170	35.851	174	230
4	1:51.237	24.329	138	51.755	170	35.153	177	228	10	1:58.310	24.640	136	54.853	152	38.817	174	228
5	1:53.705	25.218	140	52.632	170	35.855	178	229	11	2:22.092	26.954	137	1:04.317	130	50.821	176	130
6	1:51.701	24.444	133	51.882	171	35.375	177	228	12	1:53.228	24.610	139	52.644	169	35.974	177	231

35	Rhyn, CHE								theoretical besttime: 1:50.554								
1	2:04.966	35.225	133	53.836	171	35.905	182	235	7	1:51.529	24.387	145	51.596	172	35.546	183	236
2	1:51.450	24.394	145	52.182	173	34.874	182	234	8	1:53.942	24.749	145	53.523	172	35.670	181	237
3	1:51.155	24.193	147	51.499	172	35.463	180	232	9	1:52.493	24.492	144	52.170	166	35.831	181	235
4	1:50.901	24.269	146	51.487	173	35.145	183	232	10	1:54.992	24.507	145	52.362	167	38.123	165	232
5	1:52.779	24.643	140	51.697	171	36.439	180	237	11	2:29.640	28.461	143	1:09.943	100	51.236	182	133
6	1:54.146	25.055	142	53.557	171	35.534	181	229	12	1:52.962	24.605	146	52.539	172	35.818	182	236

38	Wolfe, USA								theoretical besttime: 1:50.145								
1	2:05.438	36.084	138	53.435	170	35.919	179	231	7	1:51.389	24.318	143	51.994	173	35.077	181	233
2	1:52.192	24.996	139	52.015	173	35.181	181	230	8	1:52.576	24.751	140	52.656	170	35.169	179	225
3	1:50.390	24.032	143	51.535	173	34.823	181	231	9	1:50.604	24.186	143	51.303	173	35.115	179	233
4	1:50.671	24.233	142	51.383	173	35.055	179	229	10	1:54.493	24.019	143	51.657	155	38.817	169	229
5	1:51.208	24.200	143	51.571	173	35.437	179	233	11	2:33.485	30.374	128	1:10.801	123	52.310	180	139
6	1:53.361	24.340	142	52.847	166	36.174	179	230	12	1:54.067	25.752	131	53.012	171	35.303	179	227



ADAC TCR Germany

Sector List Race 2

Provisional



Hockenheimring, Length: 4574m

Air temperature: 21.75°C

Track temperature: 24.85°C

Weather condition: Dry

DMSB Reg. Nr.: 281/17

Sunday, September 24, 2017 15:15:00

Lap	Time	SE1	SP1	SE2	SP2	SE3	SP3	TSP	Lap	Time	SE1	SP1	SE2	SP2	SE3	SP3	TSP
39	Thoma, CHE								theoretical besttime: 1:49.825								
1	2:02.577	34.519	138	52.821	174	35.237	180	230	7	1:50.475	24.432	140	51.171	174	34.872	181	234
2	1:51.486	24.224	141	51.144	174	36.118	176	232	8	1:51.034	24.031	142	51.755	172	35.248	179	234
3	1:51.551	24.346	140	52.094	171	35.111	180	229	9	1:50.559	24.296	143	51.193	174	35.070	180	235
4	1:53.829	23.809	141	51.504	169	38.516	181	231	10	1:53.960	24.271	142	52.004	170	37.685	168	234
5	1:51.241	24.285	141	51.419	172	35.537	181	234	11	2:35.476	31.036	123	1:11.396	114	53.044	182	143
6	1:52.011	24.366	143	52.349	168	35.296	180	234	12	1:51.533	24.368	141	51.717	171	35.448	180	235

41	Kirsch, DEU								theoretical besttime: 1:49.333								
1	2:28.751	32.858	137	51.643	171	1:04.250	180	232	7	1:50.954	24.698	142	51.294	175	34.962	183	233
2	1:50.274	24.307	144	51.173	175	34.794	180	229	8	1:50.879	25.316	145	50.863	174	34.700	183	232
3	1:49.333	24.020	144	50.691	175	34.622	183	230	9	1:51.878	24.389	141	51.735	171	35.754	180	234
4	1:49.720	24.172	143	50.761	175	34.787	182	230	10	1:56.119	24.343	142	54.489	165	37.287	174	233
5	1:49.903	24.192	144	50.910	174	34.801	183	231	11	2:23.154	26.335	138	1:05.923	105	50.896	183	111
6	1:50.841	24.917	144	50.851	175	35.073	180	231	12	1:51.518	24.330	143	51.345	174	35.843	182	233

42	Niedertscheider, AUT								theoretical besttime: 1:50.392								
1	2:07.760	36.491	136	55.038	170	36.231	182	236	7	1:50.989	24.303	141	51.251	173	35.435	181	234
2	1:54.134	24.891	143	52.536	171	36.707	178	234	8	1:52.514	24.709	140	52.367	172	35.438	182	236
3	1:51.816	24.722	140	51.616	174	35.478	182	233	9	1:53.699	24.397	141	53.040	167	36.262	181	236
4	1:51.295	24.985	138	51.191	172	35.119	180	232	10	1:55.079	24.334	139	53.259	170	37.486	173	233
5	1:50.741	24.082	141	51.458	172	35.201	182	233	11	2:29.628	28.367	137	1:09.950	102	51.311	182	130
6	1:50.878	24.090	142	51.230	174	35.558	182	233	12	1:52.854	24.605	140	52.188	172	36.061	182	236

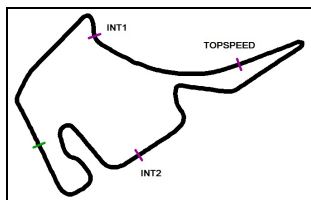
44	Kaibach, DEU								theoretical besttime: 1:49.834								
1	2:00.405	33.022	138	52.195	172	35.188	181	233	4	1:49.870	23.877	143	51.188	173	34.805	182	233
2	1:51.885	23.889	142	52.924	170	35.072	182	230	5	1:52.492	23.968	143	52.326	168	36.198	178	235
3	1:50.288	23.971	144	51.548	174	34.769	182	236	6	2:10.619	28.275	129	54.274	161	48.070	59	227

54	Reicher, AUT								theoretical besttime: 1:51.531								
1	2:09.603	37.729	133	55.478	167	36.396	180	233	7	1:52.310	24.714	140	52.008	169	35.588	178	230
2	1:54.663	24.508	142	54.370	164	35.785	177	233	8	1:52.638	24.633	139	52.381	169	35.624	180	232
3	1:51.886	24.250	140	52.363	171	35.273	180	232	9	1:52.716	25.162	141	52.155	169	35.399	180	230
4	1:52.163	24.277	140	52.337	172	35.549	181	229	10	1:57.752	24.628	140	55.437	161	37.687	175	228
5	1:52.515	24.548	140	52.114	171	35.853	180	229	11	2:22.759	26.382	138	1:05.396	114	50.981	180	110
6	1:53.457	24.787	140	52.667	167	36.003	178	230	12	1:59.775	25.025	140	52.886	169	41.864	59	229

56	van Lagen, NLD								theoretical besttime: 1:50.410								
1	2:02.173	33.738	125	53.095	174	35.340	180	233	7	1:50.952	24.248	142	51.471	174	35.233	180	233
2	1:51.362	24.261	143	51.357	170	35.744	182	234	8	1:50.712	24.077	142	51.488	173	35.147	182	233
3	1:50.585	24.028	143	51.267	174	35.290	180	234	9	1:50.932	24.353	142	51.235	173	35.344	180	236
4	1:52.808	24.250	142	52.643	169	35.915	183	237	10	1:55.691	24.704	137	52.833	157	38.154	179	233
5	1:52.740	24.153	142	52.628	171	35.959	183	235	11	2:35.138	30.888	127	1:11.838	114	52.412	180	134
6	1:51.607	24.264	142	51.801	171	35.542	179	239	12	1:54.345	24.460	143	54.382	170	35.503	181	234

66	Jost, CHE								theoretical besttime: 1:50.939								
1	2:06.413	36.274	132	53.676	170	36.463	179	228	4	1:51.005	24.397	142	51.425	174	35.183	181	234
2	1:54.560	24.809	140	53.119	170	36.632	178	235	5	2:11.579	24.340	141	53.846	113	53.393	58	233
3	1:51.107	24.331	140	51.541	175	35.235	183	234									

73	Barth, CHE								theoretical besttime: 1:50.147								
1	2:06.131	35.779	137	54.037	169	36.315	179	230	7	1:52.029	24.839	136	51.445	174	35.745	181	234
2	1:53.825	24.481	142	53.760	167	35.584	181	231	8	1:52.125	24.667	137	51.422	170	36.036	178	233
3	1:50.321	23.985	140	51.414	175	34.922	180	232	9	1:52.146	24.931	138	51.835	173	35.380	181	236
4	1:50.294	24.030	140	51.240	174	35.024	181	231	10	1:56.145	24.187	138	53.011	165	38.947	168	231
5	1:51.051	24.084	140	51.373	174	35.594	181	232	11	2:30.400	27.970	135	1:10.634	105	51.796	181	150
6	1:52.521	24.776	139	52.051	172	35.694	180	231	12	1:52.563	24.706	132	52.348	172	35.509	182	232



ADAC TCR Germany



Sector List Race 2

Provisional

DMSB Reg. Nr.: 281/17

Hockenheimring, Length: 4574m

Air temperature: 21.75°C

Track temperature: 24.85°C

Weather condition: Dry

Sunday, September 24, 2017 15:15:00

Lap	Time	SE1	SP1	SE2	SP2	SE3	SP3	TSP	Lap	Time	SE1	SP1	SE2	SP2	SE3	SP3	TSP
78	Danz, CHE								theoretical besttime: 1:50.192								
1	2:08.599	36.891	135	55.051	171	36.657	180	237	7	1:51.292	24.642	144	51.373	174	35.277	181	233
2	1:53.585	24.489	144	53.118	173	35.978	179	232	8	1:52.317	24.602	136	52.091	169	35.624	179	233
3	1:51.743	24.886	138	51.645	173	35.212	180	231	9	1:53.012	24.647	143	52.056	164	36.309	179	234
4	1:52.072	25.094	138	52.127	171	34.851	181	229	10	1:55.450	24.385	143	53.520	165	37.545	175	234
5	1:50.558	24.203	144	51.274	174	35.081	182	232	11	2:29.285	28.287	138	1:09.904	104	51.094	181	126
6	1:50.841	24.336	145	51.138	173	35.367	181	234	12	1:52.839	24.618	143	52.791	171	35.430	180	236

84	Sandberg, NLD								theoretical besttime: 1:50.985								
1	2:47.319	1:18.123	137	52.868	171	36.328	179	226	7	1:51.355	24.718	142	51.520	173	35.117	181	229
2	1:52.890	24.797	141	52.533	169	35.560	179	227	8	1:51.926	24.648	141	51.791	171	35.487	181	229
3	1:51.763	24.733	140	51.956	172	35.074	180	228	9	1:51.703	24.602	140	51.688	172	35.413	180	228
4	1:51.302	24.546	141	51.538	172	35.218	180	229	10	1:53.045	24.492	141	52.619	169	35.934	178	229
5	1:51.739	24.391	140	52.085	172	35.263	180	226	11	1:59.502	25.138	143	51.972	169	42.392	180	229
6	1:51.855	24.595	141	52.181	173	35.079	181	227	12	1:53.454	24.820	141	52.657	169	35.977	178	234

88	Oestreich, DEU								theoretical besttime: 1:49.697								
1	1:57.702	30.766	142	51.789	173	35.147	180	225	7	1:54.795	24.611	144	50.942	173	39.242	60	228
2	1:50.747	24.214	143	51.849	173	34.684	181	225	8	2:04.699	36.686	142	51.944	168	36.069	177	231
3	1:49.923	24.217	144	50.973	173	34.733	181	228	9	1:50.606	24.615	142	51.018	173	34.973	181	233
4	1:49.811	24.204	143	50.866	174	34.741	180	228	10	1:55.205	24.147	141	51.998	156	39.060	178	233
5	1:49.961	24.206	144	50.875	172	34.880	181	228	11	2:32.282	29.085	140	1:11.311	114	51.886	183	141
6	1:50.644	24.597	144	50.991	173	35.056	180	229	12	1:50.611	24.341	142	51.064	172	35.206	180	231

94	Richard, CHE								theoretical besttime: 1:50.907								
1	2:17.179	32.127	141	52.221	171	52.831	179	232	4	1:51.593	25.060	146	51.304	172	35.229	181	233
2	1:51.773	25.184	140	51.381	172	35.208	184	233	5								
3	1:51.762	24.395	143	51.727	173	35.640	184	233									

98	Lautenschlager, DEU								theoretical besttime: 1:50.237								
1	2:05.527	35.517	136	54.342	168	35.668	184	225	7	1:51.878	24.746	138	51.867	175	35.265	183	231
2	1:55.281	25.082	132	54.112	168	36.087	181	235	8	1:52.156	24.893	141	51.621	173	35.642	181	232
3	1:50.577	24.179	140	51.449	173	34.949	181	232	9	1:52.382	25.021	140	52.034	173	35.327	182	237
4	1:50.446	24.211	144	51.137	174	35.098	182	231	10	1:56.439	24.263	142	53.089	165	39.087	170	234
5	1:50.488	24.280	143	51.287	174	34.921	183	232	11	2:30.239	28.047	139	1:10.735	111	51.457	182	141
6	1:52.083	24.674	142	52.028	174	35.381	181	234	12	1:52.836	24.515	142	52.856	170	35.465	182	233

99	Zimmermann, DEU								theoretical besttime: 1:50.485								
1	2:03.665	34.288	140	53.383	173	35.994	182	238	6	1:52.816	24.557	141	52.566	170	35.693	181	234
2	1:50.828	24.324	141	51.315	173	35.189	182	238	7	1:54.961	26.505	130	52.808	172	35.648	178	235
3	1:51.843	24.738	144	51.838	173	35.267	183	237	8	1:53.431	25.202	135	52.793	172	35.436	181	232
4	1:50.846	24.170	140	51.274	173	35.402	183	235	9	2:18.344	24.584	142	1:02.154	115	51.606	46	241
5	1:50.808	24.117	140	51.597	174	35.094	180	238	10								



ADAC TCR Germany

Top speed list Race 2

Provisional



Hockenheimring, Length: 4574m

Air temperature: 21.75°C

Track temperature: 24.85°C

Weather condition: Dry

DMSB Reg. Nr.: 281/17

Sunday, September 24, 2017 15:15:00

#	Name (NAT)	Team	Car name	Speed	Lap	Race time
20	Niko Kankkunen (FIN)	LMS Racing (FIN)	Audi RS 3 LMS	242.15	3	4:33.620
99	Tim Zimmermann (DEU)	Target Competition GER	Audi RS 3 LMS	241.07	9	15:47.852
12	Simon Larsson (SWE)	Target Competition SWE-POL	Audi RS 3 LMS	241.07	9	15:48.163
19	Max Hofer (AUT)	AC 1927 Mayen e.V. im ADAC	Audi RS 3 LMS	240.53	5	8:09.807
56	Jaap van Lagen (NLD)	Certainty Racing Team (NLD)	Audi RS 3 LMS	239.46	6	10:08.119
7	Mike Halder (DEU)	Wolf-Power Racing 2	SEAT Leon TCR	238.93	5	8:11.015
10	Antti Buri (FIN)	LMS Racing (FIN)	Audi RS 3 LMS	238.93	6	10:04.050
15	Cosimo Barberini (ITA)	V-Action Racing Team	Alfa Romeo	238.93	10	17:45.595
2	Alex Morgan (GBR)	Wolf-Power Racing 2	SEAT Leon TCR	238.93	12	22:02.579
16	Luigi Ferrara (ITA)	V-Action Racing Team	Alfa Romeo	238.41	4	6:25.371
18	Sheldon van der Linde (ZAF)	AC 1927 Mayen e.V. im ADAC	Audi RS 3 LMS	238.41	5	8:09.485
22	Harald Proczyk (AUT)	HP Racing	Opel Astra TCR	237.88	3	4:30.829
14	Niels Langeveld (NLD)	Racing One	Audi RS 3 LMS	237.88	5	8:09.347
35	Rudolf Rhyn (CHE)	Rikli Motorsport (CHE)	Honda Civic TCR	237.88	5	8:17.350
78	Fabian Danz (CHE)	Schlaeppli Race-Tec (CHE)	SEAT Leon TCR	237.36	1	51.273
28	Pascal Eberle (CHE)	Steibel Motorsport (CZE)	SEAT Leon TCR	237.36	3	4:33.300
98	Tom Lautenschlager (DEU)	Target Competition GER	Audi RS 3 LMS	237.36	9	15:47.819
44	Sandro Kaibach (DEU)	Aust Motorsport (DEU)	Audi RS 3 LMS	236.84	3	4:30.515
42	Lukas Niedertscheider (AUT)	Niedertscheider Motorsport (AUT)	SEAT Leon TCR	236.84	8	13:56.578
73	Fredy Barth (CHE)	TOPCAR Sport	SEAT Leon TCR	236.32	9	15:47.724
66	Ronny Jost (CHE)	TOPCAR Sport	SEAT Leon TCR	235.80	2	2:45.601
11	Jürgen Schmarl (AUT)	Target Competition AUT-POR	Honda Civic TCR	235.80	2	2:46.683
8	Luca Engstler (DEU)	JUNIOR TEAM ENGSTLER (DEU)	VW Golf GTI TCR	235.29	7	11:52.926
39	Florian Thoma (CHE)	JUNIOR TEAM ENGSTLER (DEU)	VW Golf GTI TCR	235.29	9	15:42.761
41	Steve Kirsch (DEU)	Honda Team ADAC Sachsen	Honda Civic TCR	234.27	9	15:59.440
84	Maurits Sandberg (NLD)	Racing One 2	Audi RS 3 LMS	234.27	12	22:13.601
23	Sebastian Steibel (DEU)	Steibel Motorsport (CZE)	VW Golf GTI TCR	233.76	2	2:47.962
54	Simon Reicher (AUT)	Certainty Racing Team (NLD)	Audi RS 3 LMS	233.76	2	2:48.576
94	Kris Richard (CHE)	Target Competition UK-SUI (GBR)	Honda Civic TCR	233.76	4	6:40.057
38	Jason Wolfe (USA)	TEAM ENGSTLER USA	VW Golf GTI TCR	233.26	5	8:17.237
88	Moritz Oestreich (DEU)	Honda Team ADAC Sachsen	Honda Civic TCR	233.26	9	15:47.208
9	Stefan Goede (DEU)	TEAM ENGSTLER USA	VW Golf GTI TCR	233.26	12	22:12.908
29	Max Hesse (DEU)	Aust Motorsport (DEU)	Audi RS 3 LMS	231.75	2	2:47.475
34	Orhan Vouilloz (CHE)	Young Driver Challenge (DEU)	SEAT Leon TCR	231.26	12	22:12.608
1	Josh Files (GBR)	Target Competition UK-SUI (GBR)	Honda Civic TCR	225.94	2	2:36.553