



ADAC TCR Germany

Result List Free Practice 2



Provisional

DMSB Reg. Nr.: 281/17

Friday, September 22, 2017 11:40:00

Hockenheimring, Length: 4574m

Air temperature: 19.31°C

Track temperature: 15.11°C

Weather condition: Dry

started : 37 classified : 37 not classified : 0

Nr.	Drivers	Team	Lap	Best Time	Gap	Diff	Kph	Day Time
Cl.	Car	Competitor						
1	19 M.Hofer(AUT) Audi RS 3 LMS	AC 1927 Mayen e.V. im ADAC AC 1927 Mayen e.V. im ADAC	4	1:48.253			152.1	11:51:47
2	18 S.van der Linde(ZAF) Audi RS 3 LMS	AC 1927 Mayen e.V. im ADAC AC 1927 Mayen e.V. im ADAC	8	1:48.690	0.437	0.437	151.4	12:06:53
3	1 J.Files(GBR) Honda Civic TCR	Target Competition UK-SUI(GBR) Target srl.	6	1:48.768	0.515	0.078	151.3	11:53:04
4	14 N.Langeveld(NLD) Audi RS 3 LMS	Racing One Racing One GmbH	8	1:48.819	0.566	0.051	151.3	12:05:42
5	42 L.Niedertscheider(AUT) SEAT Leon TCR	Niedertscheider Motorsport(AUT) Niedertscheider Motorsport	4	1:48.852	0.599	0.033	151.2	11:48:35
6	41 S.Kirsch(DEU) Honda Civic TCR	Honda Team ADAC Sachsen ADAC Sachsen e.V.	4	1:49.091	0.838	0.239	150.9	11:48:44
7	88 M.Oestreich(DEU) Honda Civic TCR	Honda Team ADAC Sachsen ADAC Sachsen e.V.	4	1:49.227	0.974	0.136	150.7	11:48:46
8	16 L.Ferrara(ITA) Alfa Romeo	V-Action Racing Team Luigi Ferrara	9	1:49.254	1.001	0.027	150.7	12:06:05
9	94 K.Richard(CHE) Honda Civic TCR	Target Competition UK-SUI(GBR) Target srl.	9	1:49.268	1.015	0.014	150.6	12:05:32
10	8 L.Engstler(DEU) R VW Golf GTI TCR	JUNIOR TEAM ENGSTLER(DEU) LIQUI MOLY Team Engstler	5	1:49.379	1.126	0.111	150.5	11:51:27
11	10 A.Buri(FIN) Audi RS 3 LMS	LMS Racing(FIN) LMS Racing	7	1:49.541	1.288	0.162	150.3	12:05:54
12	99 T.Zimmermann(DEU) Audi RS 3 LMS	Target Competition GER Target srl.	4	1:49.646	1.393	0.105	150.1	11:50:05
13	11 J.Schmarl(AUT) Honda Civic TCR	Target Competition AUT-POR Target srl.	8	1:49.674	1.421	0.028	150.1	12:05:36
14	7 M.Halder(DEU) SEAT Leon TCR	Wolf-Power Racing 2 Wolf-Power Racing	7	1:49.674	1.421		150.1	12:06:51
15	44 S.Kaibach(DEU) Audi RS 3 LMS	Aust Motorsport(DEU) Aust Motorsport	3	1:49.675	1.422	0.001	150.1	11:47:11
16	39 F.Thoma(CHE) VW Golf GTI TCR	JUNIOR TEAM ENGSTLER(DEU) LIQUI MOLY Team Engstler	5	1:49.788	1.535	0.113	149.9	11:49:45
17	56 J.van Lagen(NLD) Audi RS 3 LMS	Certainty Racing Team(NLD) Certainty Racing Team BV	3	1:49.926	1.673	0.138	149.7	12:05:50
18	36 D.Calcum(DEU) Opel Astra TCR	Schlaeppli Race-Tec(CHE) Schlaeppli Race-Tec	6	1:50.012	1.759	0.086	149.6	12:06:08
19	2 A.Morgan(GBR) SEAT Leon TCR	Wolf-Power Racing 2 Wolf-Power Racing	8	1:50.085	1.832	0.073	149.5	12:05:39
20	20 N.Kankkunen(FIN) Audi RS 3 LMS	LMS Racing(FIN) LMS Racing	8	1:50.093	1.840	0.008	149.5	12:05:41
21	22 H.Proczyk(AUT) Opel Astra TCR	HP Racing HP Racing	6	1:50.137	1.884	0.044	149.5	11:53:03
22	38 J.Wolfe(USA) VW Golf GTI TCR	TEAM ENGSTLER USA LIQUI MOLY Team Engstler	5	1:50.201	1.948	0.064	149.4	11:49:40
23	78 F.Danz(CHE) SEAT Leon TCR	Schlaeppli Race-Tec(CHE) Schlaeppli Race-Tec	5	1:50.472	2.219	0.271	149.0	11:50:19
24	29 M.Hesse(DEU) R Audi RS 3 LMS	Aust Motorsport(DEU) Aust Motorsport	8	1:50.635	2.382	0.163	148.8	12:05:57
25	35 R.Rhyn(CHE) R Honda Civic TCR	Rikli Motorsport(CHE) Rikli Motorsport	5	1:50.680	2.427	0.045	148.7	11:53:36
26	23 S.Steibel(DEU) VW Golf GTI TCR	Steibel Motorsport(CZE) Steibel Motorsport	6	1:50.745	2.492	0.065	148.6	11:51:47



ADAC TCR Germany

Result List Free Practice 2



Provisional

DMSB Reg. Nr.: 281/17

Friday, September 22, 2017 11:40:00

Hockenheimring, Length: 4574m

Air temperature: 19.31°C

Track temperature: 15.11°C

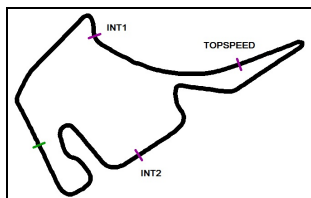
Weather condition: Dry

started : 37 classified : 37 not classified : 0

Nr.	Drivers	Team	Lap	Best Time	Gap	Diff	Kph	Day Time
Cl.	Car	Competitor						
27	9 S.Goede (DEU) VW Golf GTI TCR	TEAM ENGSTLER USA LIQUI MOLY Team Engstler	6	1:50.759	2.506	0.014	148.6	11:52:02
28	15 C.Barberini (ITA) Alfa Romeo	V-Action Racing Team Cosimo Barberini	4	1:50.791	2.538	0.032	148.6	11:48:24
29	98 T.Lautenschlager (DEU) Audi RS 3 LMS	Target Competition GER Target srl.	4	1:50.835	2.582	0.044	148.5	11:47:43
30	17 J.Preisig (CHE) Opel Astra TCR	Lubner Motorsport (DEU) Lubner Motorsport	6	1:50.889	2.636	0.054	148.4	11:52:56
31	66 R.Jost (CHE) SEAT Leon TCR	TOPCAR Sport TOPCAR Sport	8	1:51.108	2.855	0.219	148.2	12:05:59
32	12 S.Larsson (SWE) Audi RS 3 LMS	Target Competition SWE-POL Target srl.	4	1:51.396	3.143	0.288	147.8	11:48:22
33	54 S.Reicher (AUT) R Audi RS 3 LMS	Certainty Racing Team (NLD) Certainty Racing Team BV	9	1:51.617	3.364	0.221	147.5	12:06:17
34	73 F.Barth (CHE) SEAT Leon TCR	TOPCAR Sport TOPCAR Sport	4	1:51.803	3.550	0.186	147.2	11:48:03
35	34 O.Vouilloz (CHE) SEAT Leon TCR	Young Driver Challenge (DEU) Young Driver Challenge	6	1:52.745	4.492	0.942	146.0	11:52:05
36	28 P.Eberle (CHE) SEAT Leon TCR	Steibel Motorsport (CZE) Pascal Eberle	7	1:52.948	4.695	0.203	145.7	12:06:31
37	84 M.Sandberg (NLD) Audi RS 3 LMS	Racing One 2 Racing One GmbH	6	1:54.215	5.962	1.267	144.1	12:06:38

Subject to final scrutineering!

Publication time:	Clerk of the Course: Hans Erdel	Timekeeper: Steffen Ruhl
-------------------	---------------------------------	--------------------------



ADAC TCR Germany

Sector List Free Practice 2



Provisional

DMSB Reg. Nr.: 281/17

Hockenheimring, Length: 4574m

Air temperature: 19.31°C

Track temperature: 15.11°C

Weather condition: Dry

Friday, September 22, 2017 11:40:00

Lap	Time	SE1	SP1	SE2	SP2	SE3	SP3	TSP	Lap	Time	SE1	SP1	SE2	SP2	SE3	SP3	TSP
1	Files, GBR								theoretical besttime: 1:48.768								
1	1:58.647				1:58.647	182	225		6	1:48.768	23.721		50.689	173	34.358	182	230
2	1:51.163					183	226		7	2:17.704	23.785		59.366	143	54.553	38	176
3	1:59.745					54	226		8	9:24.032			138	39.030	184	179	
4	3:36.610				169	35.214	184	223	9	2:00.204			119	39.041	183	230	
5	1:48.871				174	34.373	185	229	10	2:41.186			128	1:06.303	17	208	

2	Morgan, GBR								theoretical besttime: 1:49.868								
1	2:20.009				2:20.009	51	222		6	2:01.303	24.235	144	50.807	176	46.261	42	235
2	3:55.417					171	213		7	9:47.583	8:18.501	141	52.136	174	36.946	181	233
3	1:59.155				174	37.239	182	209	8	1:50.085	24.205	143	51.024	175	34.856	181	235
4	1:50.158				175	34.906	177	233	9	2:12.761			162	57.486	45	235	
5	1:54.957	28.034	140	51.576	175	35.347	183	233									

7	Halder, DEU								theoretical besttime:								
1	3:11.860				3:11.860	183	221		5	2:06.665			166	45.198	42	206	
2	1:50.604					183	234		6	14:12.560			158	39.175	184	171	
3	1:49.724				175	34.793	183	234	7	1:49.674			174	34.704	184	235	
4	1:49.712				174	34.995	183	234	8	2:42.896			122	1:00.549	27	156	

8	Engstler, DEU								theoretical besttime: 1:49.347								
1	2:16.854				2:16.854	59	222		6	1:49.437	23.828	140	51.053	175	34.556	177	229
2	3:38.901					180	222		7	2:29.310	24.295	124	1:08.458	136	56.557	43	152
3	1:51.627				173	34.877	180	229	8	9:22.915	7:46.623	129	58.633	165	37.659	179	183
4	1:49.631				172	34.581	180	228	9	1:59.094	24.891	138	51.540	174	42.663	57	226
5	1:49.379	23.788	140	51.003	174	34.588	180	229									

9	Goede, DEU								theoretical besttime: 1:50.510								
1	2:28.020				2:28.020	171	189		6	1:50.759	24.227	142	51.467	173	35.065	180	228
2	2:05.558					180	140		7	2:04.597	24.054	141	53.250	155	47.293	42	229
3	1:54.676				171	35.610	179	226	8	9:48.310	8:16.628	124	55.648	166	36.034	182	225
4	1:51.592				172	35.256	177	228	9	1:51.166	24.315	141	51.862	171	34.989	180	229
5	1:51.330				173	35.164	180	233	10	2:15.953			160	59.610	32	229	

10	Buri, FIN								theoretical besttime: 1:49.541								
1	2:27.529				2:27.529	59	195		5	1:58.088	24.256	144	51.365	174	42.467	45	236
2	4:09.948				171	36.390	183	235	6	11:43.050	10:09.256	137	53.751	171	40.043	184	208
3	1:55.422				173	35.398	182	236	7	1:49.541	24.022	142	50.863	175	34.656	183	237
4	1:50.450				174	34.954	183	236	8	2:17.946			130	1:02.088	25	237	

11	Schmarl, AUT								theoretical besttime:								
1	2:03.869				2:03.869	181	217		6	5:31.285	3:27.352		1:04.209	106	59.724	51	210
2	1:51.260					182	225		7	8:36.716			166	35.708	183	221	
3	1:50.998					181	230		8	1:49.674			175	34.734	181	230	
4	1:51.223				172	35.389	180	230	9	2:10.015			172	55.076	41	231	
5	2:00.824				171	44.568	46	230	10								

12	Larsson, SWE								theoretical besttime: 1:57.642								
1	2:35.057				1:51.306	124	43.751	174	149	5	1:58.834			174	42.629	52	236
2	2:04.082					182	153		6	13:52.408	12:01.285	115	1:06.484	135	44.639	180	162
3	1:51.792				173	35.382	182	236	7	1:59.911	25.031	142	57.229	143	37.651	184	236
4	1:51.396				173	35.423	183	236	8	2:36.914			145	1:14.332	13	218	

14	Langeveld, NLD								theoretical besttime: 1:48.684								
1	2:13.159				2:13.159	180	152		6	2:11.347	23.773	143	51.064	173	56.510	34	234
2	1:55.823					182	231		7	9:10.575	7:39.067	134	55.522	160	35.986	182	228
3	2:07.568					53	234		8	1:48.819	23.908	144	50.563	175	34.348	183	238
4	4:25.020				174	34.799	183	230	9	2:14.164			176	1:00.220	37	240	



ADAC TCR Germany

Sector List Free Practice 2



Provisional

DMSB Reg. Nr.: 281/17

Hockenheimring, Length: 4574m

Air temperature: 19.31°C

Track temperature: 15.11°C

Weather condition: Dry

Friday, September 22, 2017 11:40:00

Lap	Time	SE1	SP1	SE2	SP2	SE3	SP3	TSP	Lap	Time	SE1	SP1	SE2	SP2	SE3	SP3	TSP
5	1:49.374	24.020	143	50.864	175	34.490	184	236									

15 Barberini, ITA

theoretical besttime:

1	2:48.708				2:48.708	182	181		6	5:20.172			140	56.646	43	158	
2	1:52.527					183	232		7	8:46.910			119	42.056	182	194	
3	1:52.177				177	35.213	184	230	8	1:53.037			175	35.495	184	232	
4	1:50.791				176	35.320	183	236	9	2:41.663			132	1:07.931	26	144	
5	2:00.456				170	44.892	48	233									

16 Ferrara, ITA

theoretical besttime: 1:51.312

1	2:30.816				2:30.816	179	228		6	1:50.088			175	35.138	183	231	
2	1:51.594					180	228		7	2:05.834	25.407		51.310	175	49.117	34	231
3	1:51.163					182	230		8	10:24.708			171	37.338	184	229	
4	1:50.599				173	35.149	185	234	9	1:49.254			177	34.595	186	233	
5	1:51.008				175	35.103	183	235	10	2:41.022			140	1:14.472	16	184	

17 Preisig, CHE

theoretical besttime: 1:50.839

1	3:39.320				3:39.320	166	153		6	1:50.889	24.550	145	51.275	172	35.064	180	230
2	1:53.006					181	228		7	2:17.855	24.959	145	57.409	132	55.487	40	218
3	1:50.957				173	35.074	182	230	8	11:13.346			157	39.916	174	151	
4	1:50.928				173	35.014	182	229	9	2:42.079			127	1:10.153	23	141	
5	1:51.003				173	35.117	180	230									

18 van der Linde, ZAF

theoretical besttime: 1:48.690

1	2:27.312				2:27.312	135	160		6	4:57.520	2:54.864	140	1:09.863	116	52.793	60	135
2	2:07.206					127	129		7	9:28.933	7:51.698	141	1:00.299	151	36.936	183	183
3	2:06.980				131	38.702	151	167	8	1:48.690	23.777	142	50.729	175	34.184	182	236
4	1:56.706				173	35.593	173	220	9				105				142
5	2:00.013				173	42.218	46	235									

19 Hofer, AUT

theoretical besttime: 1:48.253

1	3:32.197				3:32.197	58	213		4	1:48.253	23.613	143	50.355	176	34.285	184	240
2	4:37.337				155	38.660	181	187	5	2:15.968	28.125	128	58.376	169	49.467	39	191
3	1:48.995				174	34.355	183	237									

20 Kankkunen, FIN

theoretical besttime: 1:50.093

1	3:18.944				3:18.944	177	226		6	2:04.284	25.291	141	53.320	171	45.673	35	237
2	1:51.826					181	235		7	10:59.725	9:21.511	133	1:00.758	169	37.456	180	212
3	1:51.784				173	35.528	181	236	8	1:50.093	24.175	145	50.858	175	35.060	182	240
4	1:53.218				172	35.637	180	232	9	2:18.528			175	1:04.030	36	237	
5	1:50.800				174	35.211	180	236									

22 Proczyk, AUT

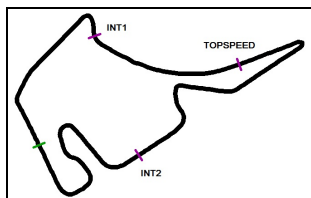
theoretical besttime: 1:50.137

1	2:42.502				2:42.502	46	210		6	1:50.137	24.198		50.939	172	35.000	181	230
2	2:29.287					50	230		7	2:15.805			156	53.229	44	198	
3	2:19.664				169	35.812	178	227	8	9:18.195			159	39.908	180	168	
4	1:50.948				172	35.285	181	229	9	1:53.304			173	36.915	185	234	
5	1:50.281				173	35.154	181	231	10	2:43.717			146	1:12.468	24	140	

23 Steibel, DEU

theoretical besttime: 1:50.702

1	2:26.292				2:26.292	178	187		6	1:50.745	24.283	141	51.318	172	35.144	180	231
2	1:51.976					180	230		7	2:05.994	24.478	140	51.574	172	49.942	33	234
3	1:53.688					181	230		8	10:18.323	8:41.379	129	58.156	167	38.788	180	180
4	1:51.668				171	35.101	181	229	9	1:52.700	24.596	143	52.020	172	36.084	182	234
5	1:52.274				171	35.347	182	230	10	2:29.664			114	1:08.279	11	233	



ADAC TCR Germany



Sector List Free Practice 2

Provisional

Hockenheimring, Length: 4574m

Air temperature: 19.31°C

Track temperature: 15.11°C

Weather condition: Dry

DMSB Reg. Nr.: 281/17

Friday, September 22, 2017 11:40:00

Lap	Time	SE1	SP1	SE2	SP2	SE3	SP3	TSP	Lap	Time	SE1	SP1	SE2	SP2	SE3	SP3	TSP
28	Eberle, CHE								theoretical besttime: 1:52.948								
1	3:53.918					3:53.918	129	107	5	3:49.915	2:07.005	139	52.453	170	50.457	25	230
2	2:13.077						174	156	6	10:20.301	8:39.014	114	1:01.062	149	40.225	179	167
3	2:06.335				166	41.947	175	160	7	1:52.948	25.531	135	51.773	172	35.644	181	233
4	2:14.143				170	47.379	51	198	8	2:47.430				151	1:15.902	19	140

29	Hesse, DEU								theoretical besttime: 1:50.635								
1	2:36.164					2:36.164	177	230	6	4:43.985	2:46.259	126	1:06.207	112	51.519	50	177
2	1:58.314						181	196	7	9:06.435	7:32.735	138	54.159	169	39.541	181	213
3	1:52.395				170	35.553	178	230	8	1:50.635	24.235	142	51.378	172	35.022	180	235
4	1:51.915				171	35.779	179	233	9	2:19.813				155	1:01.345	20	235
5	1:56.966				170	40.409	56	233									

34	Vouilloz, CHE								theoretical besttime: 1:52.136								
1	2:32.416			1:52.031	162	40.385	175	185	6	1:52.745	25.300	141	51.950	171	35.495	180	231
2	1:57.422						178	228	7	2:05.914	24.691	140	52.019	171	49.204	28	229
3	1:55.008				171	36.901	180	227	8	9:58.181	8:24.125	140	54.554	165	39.502	177	229
4	1:53.360				171	36.236	177	229	9	1:55.202	25.427	139	53.441	168	36.334	180	230
5	1:54.170				171	35.513	181	229	10	2:33.838	24.788	142	57.236	111	1:11.814	12	233

35	Rhyn, CHE								theoretical besttime: 1:50.680								
1	3:08.440					3:08.440	61	171	6	2:18.647	28.056	126	1:02.297	149	48.294	46	163
2	4:45.649				170	36.851	180	174	7	8:31.747	6:56.390	123	59.023	165	36.334	183	194
3	1:59.144				166	36.416	182	228	8	1:52.357	24.465	147	52.204	170	35.688	182	226
4	1:51.611	24.860	146	51.391	174	35.360	183	232	9	2:43.113				136	1:18.420	26	172
5	1:50.680	24.249	145	51.237	173	35.194	183	232									

36	Calcum, DEU								theoretical besttime: 1:50.012								
1	2:43.475					2:43.475	48	213	5	13:48.761	12:11.125	144	58.217	172	39.419	183	236
2	3:45.876				170	35.253	184	231	6	1:50.012	24.300	147	50.696	173	35.016	182	236
3	1:58.752				174	35.760	184	236	7	2:34.016				130	1:13.433	12	235
4	2:01.292				175	46.223	43	236									

38	Wolfe, USA								theoretical besttime: 1:50.281								
1	2:13.892					2:13.892	180	229	6	1:50.390	24.103	141	51.249	172	35.038	179	231
2	1:53.833						182	228	7	2:04.077	26.065	140	52.103	172	45.909	50	229
3	1:51.100						182	228	8	10:06.717	8:36.045	126	54.886	169	35.786	179	217
4	1:50.438				173	34.950	180	230	9	1:54.024	24.381	142	54.404	173	35.239	181	215
5	1:50.201				173	34.929	180	230	10	2:09.540				173	54.392	39	230

39	Thoma, CHE								theoretical besttime: 1:50.675								
1	2:17.865					2:17.865	180	151	6	1:51.116	24.978	138	51.167	173	34.971	181	230
2	1:57.131						181	161	7	2:18.366	26.332	136	57.545	135	54.489	31	190
3	1:50.388						181	229	8	10:13.857	8:32.513	104	1:01.995	166	39.349	177	200
4	1:50.130				175	34.789	182	231	9	1:50.939	24.808	142	51.431	172	34.700	180	231
5	1:49.788				174	34.801	181	229	10	2:20.483				110	1:01.467	19	233

41	Kirsch, DEU								theoretical besttime: 1:49.549								
1	3:08.840					3:08.840	182	223	6	2:02.013	24.237	142	50.708	174	47.068	39	233
2	1:50.006						184	232	7	11:18.769	9:46.898	140	52.779	173	39.092	181	229
3	1:56.308				175	34.797	184	223	8	2:14.172	25.556	136	58.859	86	49.757	183	232
4	1:49.091				175	34.604	183	233	9	2:41.024	24.286	142	1:00.990	140	1:15.748	17	178
5	1:55.504				175	35.067	184	204	10								



ADAC TCR Germany

Sector List Free Practice 2



Provisional

DMSB Reg. Nr.: 281/17

Hockenheimring, Length: 4574m

Air temperature: 19.31°C

Track temperature: 15.11°C

Weather condition: Dry

Friday, September 22, 2017 11:40:00

Lap	Time	SE1	SP1	SE2	SP2	SE3	SP3	TSP	Lap	Time	SE1	SP1	SE2	SP2	SE3	SP3	TSP
42	Niedertscheider, AUT								theoretical besttime: 1:50.162								
1	3:04.497					3:04.497	182	229	6	2:13.720	25.273	138	1:00.707	160	47.740	40	200
2	1:52.268						183	227	7	11:21.458	9:48.139	139	54.638	162	38.681	182	235
3	1:49.286				176	34.576	184	233	8	1:51.951	24.419	140	51.167	173	36.365	182	234
4	1:48.852				175	34.688	182	237	9	2:26.595			140	1:06.100	12	236	
5	2:00.434				159	36.544	183	236									

44	Kaibach, DEU								theoretical besttime: 1:52.050								
1	3:23.894					3:23.894	176	152	6	2:25.039	26.933	115	1:05.661	115	52.445	49	189
2	1:57.007						181	224	7	8:10.497	6:36.454	140	53.705	173	40.338	182	229
3	1:49.675				174	34.513	179	230	8	1:52.147	24.268	140	53.269	172	34.610	183	220
4	1:59.650				173	44.637	54	232	9	2:19.008			167	1:03.973	23	237	
5	4:17.675	2:38.826	121	59.031	94	39.818	181	215									

54	Reicher, AUT								theoretical besttime: 1:51.106								
1	2:46.692					2:46.692	177	189	6	1:51.825	24.731	141	51.782	171	35.312	179	231
2	1:53.716						179	230	7	2:04.222	24.417	141	51.694	171	48.111	25	231
3	1:52.352				171	35.190	180	233	8	10:11.591	8:35.941	116	59.352	163	36.298	180	215
4	1:52.262				171	35.420	180	226	9	1:51.617	24.857	142	51.765	172	34.995	179	232
5	1:52.391				172	36.234	177	234	10	2:42.484			140	1:17.466	20	171	

56	van Lagen, NLD								theoretical besttime: 1:49.926								
1	15:30.518	13:24.669	125	1:13.659	96	52.190	40	135	3	1:49.926	24.116	145	51.210	174	34.600	182	234
2	8:29.035	6:55.483	136	55.215	169	38.337	180	196	4	2:19.029			153	1:04.222	27	236	

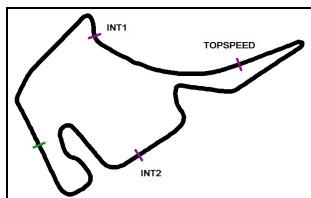
66	Jost, CHE								theoretical besttime: 1:51.108								
1	2:30.729					2:30.729	175	196	6	3:56.952	2:10.307	132	53.863	170	52.782	34	228
2	1:54.294						182	229	7	9:45.146	8:11.009	139	55.140	161	38.997	183	200
3	2:03.843				174	48.813	163	230	8	1:51.108	23.994	142	52.023	172	35.091	183	236
4	1:57.787				90	38.695	183	233	9	2:25.010			113	1:03.597	15	235	
5	1:58.651				175	43.601	53	234									

73	Barth, CHE								theoretical besttime:							
1	2:25.178					2:25.178	180	226	4	1:51.803			170	35.299	178	230
2	1:52.615						179	228	5	2:01.527			170	42.591	56	204
3	1:53.216						181	231	6	1:54.046	133					226

78	Danz, CHE								theoretical besttime: 1:51.224								
1	2:55.117					2:55.117	181	228	5	1:50.472			175	35.006	181	236	
2	1:51.734						180	227	6	1:59.773	24.532	144	52.521	171	42.720	52	235
3	1:50.939				174	35.070	182	230	7	12:55.376	11:22.483	130	56.955	171	35.938	180	211
4	1:50.795				173	34.965	181	233	8	2:03.085	24.582	144	51.727	172	46.776	47	232

84	Sandberg, NLD								theoretical besttime: 1:54.215								
1	3:40.026					3:40.026	127	144	5	14:40.674	13:04.113	127	57.785	142	38.776	181	187
2	2:18.805						170	138	6	1:54.215	25.564	143	52.794	171	35.857	182	233
3	1:57.973				168	37.289	183	222	7	2:46.161			144	1:08.441	18	134	
4	2:06.321				169	47.545	55	235									

88	Oestreich, DEU								theoretical besttime: 1:49.466								
1	3:16.264					3:16.264	182	219	6	5:03.064	2:56.678	120	1:08.372	134	58.014	43	144
2	1:50.471						183	230	7	8:54.203	7:11.807	120	1:01.260	112	41.136	183	141
3	1:50.180				173	34.775	183	231	8	1:49.466	24.350	144	50.586	173	34.530	183	232
4	1:49.227				173	34.754	180	232	9	2:49.989			147	1:15.650	18	143	
5	1:58.205				173	42.972	58	231									



ADAC TCR Germany



Sector List Free Practice 2

Provisional

DMSB Reg. Nr.: 281/17

Hockenheimring, Length: 4574m

Air temperature: 19.31°C

Track temperature: 15.11°C

Weather condition: Dry

Friday, September 22, 2017 11:40:00

Lap	Time	SE1	SP1	SE2	SP2	SE3	SP3	TSP	Lap	Time	SE1	SP1	SE2	SP2	SE3	SP3	TSP
94	Richard, CHE								theoretical besttime:								
1	2:01.878					2:01.878			7	2:30.042							
2	1:51.741								8	7:59.522			171	34.769	186	228	
3	1:50.537						180	225	9	1:49.268			173	34.620	183	228	
4	2:08.773							228	10	2:11.410			175	56.633	37	234	
5	3:29.355							214	11								
6	1:50.283																
98	Lautenschlager, DEU								theoretical besttime: 1:53.058								
1	2:09.342					2:09.342	182	225	5	1:59.073			173	43.462	36	235	
2	1:51.218						183	232	6	14:13.505	12:35.769	131	58.831	145	38.905	141	197
3	1:51.048						183	234	7	1:53.058	25.820	132	52.300	174	34.938	182	226
4	1:50.835				174	35.215	182	235	8	2:17.517			136	1:01.731	29	235	
99	Zimmermann, DEU								theoretical besttime: 1:49.408								
1	2:04.197					2:04.197	181	229	6	1:51.235	23.895	142	50.901	173	36.439	113	236
2	1:58.364						53	237	7	2:14.849	30.380	135	1:00.332	152	44.137	53	181
3	4:12.755				168	37.388	183	229	8	8:48.911	7:09.110	137	57.708	161	42.093	181	177
4	1:49.646				175	34.669	181	237	9		23.838	143	51.135	173			236
5	1:51.722	24.483	142	51.966	172	35.273	182	233									



ADAC TCR Germany

Top speed list Free Practice 2

Provisional



Hockenheimring, Length: 4574m

Air temperature: 19.31°C

Track temperature: 15.11°C

Weather condition: Dry

DMSB Reg. Nr.: 281/17

Friday, September 22, 2017 11:40:00

#	Name (NAT)	Team	Car name	Speed	Lap	Race time
14	Niels Langeveld (NLD)	Racing One	Audi RS 3 LMS	240.53	9	26:19.333
19	Max Hofer (AUT)	AC 1927 Mayen e.V. im ADAC	Audi RS 3 LMS	240.00	4	10:36.302
20	Niko Kankkunen (FIN)	LMS Racing (FIN)	Audi RS 3 LMS	240.00	8	24:28.878
99	Tim Zimmermann (DEU)	Target Competition GER	Audi RS 3 LMS	237.36	2	2:42.943
42	Lukas Niedertscheider (AUT)	Niedertscheider Motorsport (AUT)	SEAT Leon TCR	237.36	4	7:24.016
10	Antti Buri (FIN)	LMS Racing (FIN)	Audi RS 3 LMS	237.36	7	24:42.691
44	Sandro Kaibach (DEU)	Aust Motorsport (DEU)	Audi RS 3 LMS	237.36	9	26:33.796
36	Dino Calcum (DEU)	Schlaeppli Race-Tec (CHE)	Opel Astra TCR	236.84	3	7:08.425
12	Simon Larsson (SWE)	Target Competition SWE-POL	Audi RS 3 LMS	236.84	4	7:09.430
18	Sheldon van der Linde (ZAF)	AC 1927 Mayen e.V. im ADAC	Audi RS 3 LMS	236.84	8	25:42.704
15	Cosimo Barberini (ITA)	V-Action Racing Team	Alfa Romeo	236.32	4	7:11.864
78	Fabian Danz (CHE)	Schlaeppli Race-Tec (CHE)	SEAT Leon TCR	236.32	5	9:07.223
66	Ronny Jost (CHE)	TOPCAR Sport	SEAT Leon TCR	236.32	8	24:45.581
56	Jaap van Lagen (NLD)	Certainty Racing Team (NLD)	Audi RS 3 LMS	236.32	4	26:27.590
16	Luigi Ferrara (ITA)	V-Action Racing Team	Alfa Romeo	235.80	5	8:42.636
2	Alex Morgan (GBR)	Wolf-Power Racing 2	SEAT Leon TCR	235.80	8	24:26.959
98	Tom Lautenschlager (DEU)	Target Competition GER	Audi RS 3 LMS	235.80	8	26:26.366
84	Maurits Sandberg (NLD)	Racing One 2	Audi RS 3 LMS	235.29	4	8:35.664
29	Max Hesse (DEU)	Aust Motorsport (DEU)	Audi RS 3 LMS	235.29	8	24:44.758
7	Mike Halder (DEU)	Wolf-Power Racing 2	SEAT Leon TCR	235.29	7	25:39.487
23	Sebastian Steibel (DEU)	Steibel Motorsport (CZE)	VW Golf GTI TCR	234.78	9	24:49.771
22	Harald Proczyk (AUT)	HP Racing	Opel Astra TCR	234.78	9	25:15.666
54	Simon Reicher (AUT)	Certainty Racing Team (NLD)	Audi RS 3 LMS	234.27	5	9:03.970
94	Kris Richard (CHE)	Target Competition UK-SUI (GBR)	Honda Civic TCR	234.27	10	26:09.797
41	Steve Kirsch (DEU)	Honda Team ADAC Sachsen	Honda Civic TCR	233.76	4	7:33.409
28	Pascal Eberle (CHE)	Steibel Motorsport (CZE)	SEAT Leon TCR	233.76	7	25:17.630
9	Stefan Goede (DEU)	TEAM ENGSTLER USA	VW Golf GTI TCR	233.26	5	8:58.536
39	Florian Thoma (CHE)	JUNIOR TEAM ENGSTLER (DEU)	VW Golf GTI TCR	233.26	10	26:37.732
34	Orhan Vouilloz (CHE)	Young Driver Challenge (DEU)	SEAT Leon TCR	233.26	10	26:43.593
88	Moritz Oestreich (DEU)	Honda Team ADAC Sachsen	Honda Civic TCR	232.75	4	7:35.133
35	Rudolf Rhyn (CHE)	Rikli Motorsport (CHE)	Honda Civic TCR	232.75	4	10:32.343
73	Fredy Barth (CHE)	TOPCAR Sport	SEAT Leon TCR	231.75	3	4:56.750
38	Jason Wolfe (USA)	TEAM ENGSTLER USA	VW Golf GTI TCR	231.26	6	10:17.968
11	Jürgen Schmarl (AUT)	Target Competition AUT-POR	Honda Civic TCR	231.26	9	26:14.368
17	Jasmin Preisig (CHE)	Lubner Motorsport (DEU)	Opel Astra TCR	230.76	5	9:53.092
1	Josh Files (GBR)	Target Competition UK-SUI (GBR)	Honda Civic TCR	230.76	9	25:24.350
8	Luca Engstler (DEU)	JUNIOR TEAM ENGSTLER (DEU)	VW Golf GTI TCR	229.78	6	12:04.682