

# ADAC TCR Germany

## Result List Race 1



Provisional

Motorsportarena Oschersleben, Length: 3667m

Air temperature: 17.51°C

Track temperature: 19.17°C

Weather condition: Wet

**DMSB** Reg. Nr.: DMSB 802/18

Amended  
14.4.2018 - 13:48

Saturday, April 14, 2018 11:55:00

started : 28      classified : 26      not classified : 2

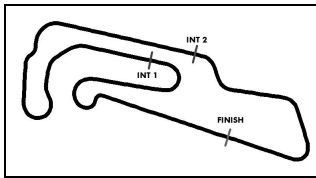
Nr.	Drivers	Team	Laps	Total Time	Gap	Kph	Lap	Time	Kph
Cl.	Car	Competitor							
1	22 H.Proczyk(AUT) Opel Astra TCR	HP Racing International HP Racing International	18	32:51.379		121.3	12	1:34.092	140.3
2	14 N.Langeveld(NLD) Audi RS 3 LMS TCR	Racing One Racing One	18	32:52.617	1.238	121.3	11	1:34.320	139.9
3	8 L.Engstler(DEU) VW Golf GTI TCR 2018	Liqui Moly Team Engstler LIQUI MOLY Team Engstler	18	32:53.881	2.502	121.4	10	1:34.186	140.1
4	54 S.Reicher(AUT) Audi RS 3 LMS TCR	YACO Racing YACO Racing	18	32:55.420	4.041	121.2	11	1:34.313	139.9
5	44 S.Kaibach(DEU) Audi RS 3 LMS TCR	PROsport Performance Prosport Performance GmbH	18	32:55.751	4.372	121.5	14	1:34.217	140.1
6	11 L.Wankmüller(DEU) R Opel Astra TCR	HP Racing International HP Racing International	18	32:56.077	4.698	121.4	12	1:34.558	139.6
7	2 P.Fulin(CZE) Cupra Leon TCR	Fullin Race Academy Fullin Race Academy	18	32:56.361	4.982	121.3	12	1:34.611	139.5
8	47 N.Kankkunen(FIN) VW Golf GTI TCR 2018	Team Engstler Europe LIQUI MOLY Team Engstler	18	32:56.458	5.079	121.7	10	1:33.985	140.4
9	10 B.Leuchter(DEU) VW Golf GTI TCR 2018	Max Kruse Racing Max Kruse Racing	18	32:57.317	5.938	121.8	10	1:34.103	140.2
10	3 K.Jordan(DEU) VW Golf GTI TCR 2018	Team Engstler Germany LIQUI MOLY Team Engstler	18	32:57.424	6.045	121.5	12	1:35.005	138.9
11	27 T.Coicaud(FRA) VW Golf GTI TCR 2018	Liqui Moly Team Engstler LIQUI MOLY Team Engstler	18	32:57.753	6.374	121.3	13	1:34.987	138.9
12	77 J.Häußermann(DEU) R VW Golf GTI TCR 2018	Team Engstler Germany LIQUI MOLY Team Engstler	18	32:58.077	6.698	121.5	9	1:34.634	139.4
13	53 M.Halder(DEU) R Cupra Leon TCR	Profi-Car Team Halder Profi-Car Team Halder	18	32:58.473	7.094	121.9	9	1:34.495	139.7
14	29 J.Kuusiniemi(FIN) VW Golf GTI TCR 2018	Positione Motorsport Positione Motorsport	18	32:58.953	7.574	122.0	9	1:35.009	138.9
15	6 O.Holdener(CHE) Cupra Leon TCR	Wolf-Power Racing Wolf-Power Racing	18	32:59.875	8.496	121.6	9	1:34.897	139.1
16	42 L.Niedertscheider(AUT) Peugeot 308 TCR	Niedertscheider Motorsport Team Niedertscheider Motorsport Team	18	33:00.066	8.687	122.1	12	1:34.742	139.3
17	17 J.Preisig(CHE) Opel Astra TCR	Steibel Motorsport AMC-Burgau e.V.	18	33:00.843	9.464	121.2	10	1:35.551	138.1
18	60 L.Prattes(DEU) R Cupra Leon TCR	TOPCAR Sport TOPCAR Sport	18	33:01.451	10.072	121.7	9	1:34.682	139.4
19	99 M.Sandberg(NLD) Audi RS 3 LMS TCR	Racing One Racing One	18	33:01.898	10.519	121.9	11	1:35.258	138.5
20	33 J.Reynolds(CHE) Cupra Leon TCR	TOPCAR Sport TOPCAR Sport	18	33:06.467	15.088	121.5	11	1:36.322	137.0
21	23 S.Steibel(DEU) VW Golf GTI TCR 2016	Steibel Motorsport AMC-Burgau e.V.	18	33:12.731	21.352	120.8	11	1:35.156	138.7
22	30 A.Buri(FIN) Audi RS 3 LMS TCR	LMS Racing LMS Racing	18	33:24.402	33.023	121.2	11	1:34.199	140.1
23	5 A.Morgan(GBR) Renault Megane TCR	Wolf-Power Racing Wolf-Power Racing	17	33:08.956	1 LAP	114.4	14	1:36.695	136.5
24	7 M.Halder(DEU) Honda Civic TCR 2018	Team Honda ADAC Sachsen ADAC Sachsen e.V.	16	29:33.452	2 LAPS	119.8	10	1:32.668	142.4
25	19 M.Hesse(DEU) R Audi RS 3 LMS TCR	PROsport Performance Prosport Performance GmbH	14	25:51.502	4 LAPS	121.3	10	1:34.014	140.4
26	55 M.Fugel(DEU) R Honda Civic TCR 2017	Profi-Car Team Halder Profi-Car Team Halder	14	26:20.325	4 LAPS	118.5	10	1:35.189	138.6

ver: 1.1

[www.adac.de/motorsport](http://www.adac.de/motorsport)

Page 1/ 2 printed: 14.4.2018 13:48





# ADAC TCR Germany



## Result List Race 1

Provisional

Motorsportarena Oschersleben, Length: 3667m  
Air temperature: 17.51°C  
Track temperature: 19.17°C  
Weather condition: Wet

**DMSB** Reg. Nr.: DMSB 802/18

Amended  
14.4.2018 - 13:48

Saturday, April 14, 2018 11:55:00

started : 28      classified : 26      not classified : 2

Nr. Drivers	Team	Laps	Total Time	Gap	Kph	Lap	Time	Kph
Cl. Car	Competitor							

### Not classified

88	D.Fugel(DEU) Honda Civic TCR 2018	Team Honda ADAC Sachsen ADAC Sachsen e.V.	2	4:35.020	16LAPS	87.4	2	2:30.892	87.4
39	F.Thoma(CHE) VW Golf GTI TCR 2018	Team Engstler Europe LIQUI MOLY Team Engstler							

Fastest lap of the race. Car 7 driver Mike Halder on lap 10. Time 1:32.668, average speed 142.4 km/h.

Following stewards decision no. 36 - 30s penalty for the car no. 30

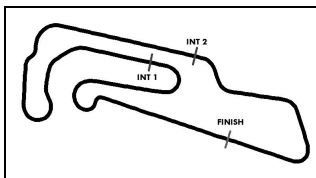
Subject to final scrutineering!		
Publication time:	Clerk of the Course: Ralph Bohnhorst	Timekeeper: Steffen Ruhl

ver: 1.1

[www.adac.de/motorsport](http://www.adac.de/motorsport)

Page 2/ 2 printed: 14.4.2018 13:48





# ADAC TCR Germany



## Sector List Race 1

Provisional

Motorsportarena Oschersleben, Length: 3667m

Air temperature: 17.51°C

Track temperature: 19.17°C

Weather condition: Wet

**DMSB** Reg. Nr.: DMSB 802/18

Saturday, April 14, 2018 11:55:00

Lap	Time	SE1	SP1	SE2	SP2	SE3	SP3	TSP	Lap	Time	SE1	SP1	SE2	SP2	SE3	SP3	TSP
<b>2 Fulin, CZE</b>									<b>theoretical besttime: 1:34.363</b>								
1	2:07.099	45.169	168	36.481	173	45.449	87	176	10	1:34.784	34.387	169	<b>32.738</b>	<b>201</b>	27.659	173	211
2	2:29.312	58.947	88	50.971	80	39.394	169	86	11	1:35.454	34.509	170	33.503	200	27.442	173	211
3	1:41.648	35.213	167	33.501	200	32.934	106	206	12	<b>1:34.611</b>	<b>34.231</b>	<b>169</b>	32.986	200	<b>27.394</b>	<b>173</b>	211
4	2:22.095	50.703	85	51.950	129	39.442	93	113	13	1:35.787	35.084	169	33.218	201	27.485	173	213
5	2:11.622	46.660	101	46.810	123	38.152	120	150	14	1:34.827	34.298	170	33.035	200	27.494	174	212
6	2:06.784	45.907	116	49.417	92	31.460	173	156	15	1:35.285	34.383	169	33.376	192	27.526	172	212
7	1:35.304	34.484	168	33.163	201	27.657	173	213	16	1:47.839	35.804	147	37.750	143	34.285	131	211
8	1:35.078	34.694	<b>171</b>	32.871	<b>203</b>	27.513	172	<b>215</b>	17	2:15.652	47.896	98	51.908	90	35.848	173	122
9	1:36.611	35.318	168	33.434	202	27.859	173	208	18	1:36.569	34.831	170	33.814	200	27.924	172	214

Lap	Time	SE1	SP1	SE2	SP2	SE3	SP3	TSP	Lap	Time	SE1	SP1	SE2	SP2	SE3	SP3	TSP
<b>3 Jordan, DEU</b>									<b>theoretical besttime: 1:34.580</b>								
1	2:11.069	46.887	167	37.573	146	46.609	83	171	10	1:35.329	34.964	167	33.059	201	<b>27.306</b>	<b>174</b>	208
2	2:28.569	58.559	93	50.864	92	39.146	171	83	11	1:35.663	34.506	170	33.522	198	27.635	172	211
3	1:43.259	36.551	162	33.998	198	32.710	140	204	12	<b>1:35.005</b>	<b>34.321</b>	<b>169</b>	33.067	200	27.617	173	210
4	2:20.167	48.913	79	52.208	121	39.046	66	125	13	1:36.149	34.423	170	33.197	199	28.529	169	211
5	2:11.803	46.515	103	48.023	139	37.265	114	120	14	1:35.447	34.566	169	33.351	199	27.530	173	207
6	2:05.090	45.901	103	48.172	94	31.017	<b>174</b>	144	15	1:36.550	34.705	166	34.178	199	27.667	166	210
7	1:35.198	34.747	<b>171</b>	33.048	198	27.403	173	212	16	1:46.712	37.586	163	36.026	175	33.100	136	164
8	1:35.235	34.671	171	<b>32.953</b>	<b>201</b>	27.611	174	208	17	2:14.030	47.249	86	51.571	90	35.210	172	132
9	1:35.780	34.747	168	33.608	201	27.425	174	<b>213</b>	18	1:36.369	34.704	169	33.585	198	28.080	172	208

Lap	Time	SE1	SP1	SE2	SP2	SE3	SP3	TSP	Lap	Time	SE1	SP1	SE2	SP2	SE3	SP3	TSP
<b>5 Morgan, GBR</b>									<b>theoretical besttime: 1:36.377</b>								
1	2:23.124	1:10.284	156	38.782	184	34.058	100		10	1:37.020	35.417	164	<b>33.565</b>	<b>195</b>	28.038	171	195
2	2:25.277	58.996	86	50.472	122	35.809	166	92	11	1:36.893	<b>34.946</b>	<b>165</b>	33.793	188	28.154	165	207
3	2:04.832	36.430	164	35.067	169	53.335	56	202	12	1:36.795	35.228	164	33.701	193	<b>27.866</b>	<b>168</b>	205
4	2:25.657	1:22.269	162	34.836	193	28.552	168		13	1:37.515	35.928	164	33.688	195	27.899	169	177
5	1:50.148	36.551	162	36.250	114	37.347	103	176	14	<b>1:36.695</b>	35.047	163	33.656	194	27.992	170	206
6	2:01.377	44.078	155	48.000	110	29.299	168	102	15	1:55.340	35.487	163	33.901	196	45.952	57	208
7	1:37.617	35.265	<b>165</b>	34.263	191	28.089	170	204	16	3:24.148	2:00.585	127	50.202	145	33.361	159	
8	1:37.049	35.256	161	33.821	194	27.972	170	208	17	1:42.592	40.519	164	33.925	195	28.148	169	154
9	1:36.877	35.188	162	33.691	<b>196</b>	27.998	170	<b>208</b>									

Lap	Time	SE1	SP1	SE2	SP2	SE3	SP3	TSP	Lap	Time	SE1	SP1	SE2	SP2	SE3	SP3	TSP
<b>6 Holdener, CHE</b>									<b>theoretical besttime: 1:34.897</b>								
1	2:14.749	48.777	163	37.567	123	48.405	87	176	10	1:37.109	34.559	171	34.093	181	28.457	175	<b>217</b>
2	2:27.104	58.294	86	51.562	91	37.248	173	78	11	1:35.250	34.479	172	33.190	201	27.581	175	215
3	1:46.237	35.820	168	35.453	198	34.964	132	205	12	1:35.184	34.272	171	33.294	203	27.618	175	215
4	2:18.777	47.326	78	53.184	101	38.267	78	144	13	1:35.901	34.463	171	33.600	200	27.838	175	216
5	2:12.180	46.900	91	48.811	102	36.469	123	106	14	1:35.832	34.739	170	33.455	203	27.638	176	216
6	2:03.923	46.129	124	47.324	100	30.470	175	155	15	1:37.152	34.934	167	34.247	201	27.971	161	216
7	1:36.754	34.742	170	33.815	190	28.197	175	214	16	1:44.368	38.258	152	35.488	170	30.622	134	169
8	1:36.505	34.489	<b>172</b>	34.472	203	27.544	175	214	17	2:11.086	46.611	103	50.574	108	33.901	173	151
9	<b>1:34.897</b>	<b>34.237</b>	172	<b>33.168</b>	202	<b>27.492</b>	175	216	18	1:36.867	35.656	169	33.462	203	27.749	174	212

Lap	Time	SE1	SP1	SE2	SP2	SE3	SP3	TSP	Lap	Time	SE1	SP1	SE2	SP2	SE3	SP3	TSP
<b>7 Halder, DEU</b>									<b>theoretical besttime: 1:32.487</b>								
1	2:00.750	43.715	162	36.393	176	40.642	86	164	9	1:53.047	54.023	167	32.417	198	<b>26.607</b>	<b>172</b>	
2	2:32.154	56.800	114	54.571	81	40.783	170	81	10	<b>1:32.668</b>	<b>33.668</b>	<b>169</b>	<b>32.212</b>	<b>198</b>	26.788	171	208
3	1:39.605	34.661	167	33.749	195	31.195	107	204	11	1:33.079	33.717	169	32.385	198	26.977	171	208
4	2:20.385	50.461	118	50.609	132	39.315	138	114	12	1:33.034	33.758	169	32.547	200	26.729	172	208
5	2:12.457	47.034	114	47.587	144	37.836	143	151	13	1:33.574	33.940	169	32.862	198	26.772	172	<b>210</b>
6	2:10.203	46.677	128	50.597	85	32.929	171	155	14	1:33.368	33.879	169	32.546	198	26.943	172	208
7	1:33.666	34.060	168	32.787	196	26.819	171	206	15	1:34.500	33.933	167	32.633	200	27.934	161	209
8	1:52.001	33.783	168	32.334	197	45.884	54	206	16	1:58.961	37.462	156	34.686	178	46.813	54	161

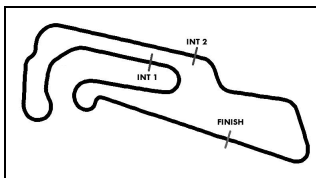
Lap	Time	SE1	SP1	SE2	SP2	SE3	SP3	TSP	Lap	Time	SE1	SP1	SE2	SP2	SE3	SP3	TSP
<b>8 Engstler, DEU</b>									<b>theoretical besttime: 1:34.160</b>								
1	2:05.657	44.792	167	36.729	173	44.136	87	177	10	<b>1:34.186</b>	34.217	169	32.777	200	<b>27.192</b>	<b>174</b>	211
2	2:30.019	58.517	123	51.803	86	39.699	172	76	11	1:34.413	34.285	170	32.851	200	27.277	174	<b>212</b>
3	1:40.848	35.726	166	33.431	201	31.691	105	203	12	1:34.462	34.199	169	32.815	200	27.448	173	211
4	2:21.411	50.699	103	51.007	118	39.705	118	105	13	1:34.604	<b>34.192</b>	<b>170</b>	33.008	201	27.404	173	211
5	2:12.433	46.374	113	48.662	123	37.397	128	176	14	1:34.731	34.360	169	32.955	200	27.416	173	211
6	2:07.687	46.487	127	48.969	79	32.231	173	168	15	1:34.815	34.217	168	33.055	199	27.543	173	211

ver: 1.0

[www.adac.de/motorsport](http://www.adac.de/motorsport)

Page 1/5 printed: 14.4.2018 12:32





# ADAC TCR Germany



## Sector List Race 1

Provisional

Motorsportarena Oschersleben, Length: 3667m

Air temperature: 17.51°C

Track temperature: 19.17°C

Weather condition: Wet

**DMSB** Reg. Nr.: DMSB 802/18

Saturday, April 14, 2018 11:55:00

Lap	Time	SE1	SP1	SE2	SP2	SE3	SP3	TSP	Lap	Time	SE1	SP1	SE2	SP2	SE3	SP3	TSP
7	1:35.433	34.801	168	33.104	<b>202</b>	27.528	<b>174</b>	210	16	1:51.294	36.237	131	39.981	128	35.076	129	211
8	1:35.073	34.746	170	32.890	201	27.437	171	210	17	2:16.462	46.684	108	52.943	94	36.835	172	142
9	1:34.511	34.480	169	<b>32.776</b>	201	27.255	173	206	18	1:35.842	35.284	168	33.023	200	27.535	168	211

### 10 Leuchter, DEU

theoretical besttime: 1:34.033

1	2:16.244	49.184	166	38.568	119	48.492	86	188	10	<b>1:34.103</b>	<b>33.985</b>	<b>169</b>	32.777	200	27.341	176	212
2	2:26.168	58.293	94	51.344	94	36.531	176	86	11	1:34.442	34.335	170	<b>32.723</b>	<b>200</b>	27.384	176	213
3	1:47.675	36.133	169	35.174	181	36.368	129	206	12	1:35.320	34.054	169	33.543	201	27.723	175	212
4	2:18.267	46.622	78	53.317	101	38.328	82	155	13	1:34.516	34.130	171	33.008	200	27.378	175	210
5	2:12.959	47.354	98	48.717	101	36.888	103	116	14	1:35.440	34.582	169	33.286	200	27.572	175	211
6	2:02.440	45.366	143	46.971	99	30.103	175	139	15	1:35.455	34.513	168	33.484	199	27.458	174	212
7	1:36.340	34.519	169	33.596	201	28.225	175	211	16	1:46.123	36.326	149	36.630	152	33.167	130	207
8	1:34.925	34.445	169	33.155	201	<b>27.325</b>	176	212	17	2:14.883	47.845	91	51.717	87	35.321	173	126
9	1:35.298	34.280	170	33.234	<b>201</b>	27.784	174	<b>213</b>	18	1:36.719	34.640	169	33.831	200	28.248	171	210

### 11 Wankmüller, DEU

theoretical besttime: 1:34.410

1	2:07.976	45.446	166	36.681	161	45.849	87	167	10	1:34.630	34.207	170	33.064	200	<b>27.359</b>	<b>173</b>	211
2	2:29.357	58.578	89	51.089	80	39.690	171	85	11	1:34.742	34.234	170	32.999	199	27.509	172	212
3	1:41.456	34.931	169	34.109	194	32.416	110	211	12	<b>1:34.558</b>	<b>34.108</b>	<b>169</b>	33.000	200	27.450	173	210
4	2:21.811	50.523	83	52.306	126	38.982	93	110	13	1:34.723	34.140	170	33.143	199	27.440	172	211
5	2:11.585	46.644	95	47.266	150	37.675	120	142	14	1:34.578	34.158	169	<b>32.943</b>	<b>200</b>	27.477	172	210
6	2:06.675	46.138	124	49.151	92	31.386	<b>174</b>	152	15	1:34.729	34.196	169	33.095	199	27.438	173	211
7	1:35.294	34.575	169	33.293	<b>201</b>	27.426	174	208	16	1:50.170	36.092	141	39.419	128	34.659	130	210
8	1:35.201	34.716	168	33.025	200	27.460	173	<b>212</b>	17	2:16.112	47.349	105	52.370	93	36.393	173	131
9	1:35.551	34.882	165	33.122	201	27.547	171	210	18	1:36.929	34.712	170	34.353	201	27.864	173	212

### 14 Langeveld, NLD

theoretical besttime: 1:34.097

1	2:02.754	44.034	164	36.387	167	42.333	80	178	10	1:34.333	<b>34.131</b>	<b>169</b>	32.915	201	27.287	175	213
2	2:31.212	56.882	141	53.706	92	40.624	174	83	11	<b>1:34.320</b>	34.172	170	32.797	201	27.351	174	213
3	1:40.353	34.917	169	34.265	191	31.171	117	206	12	1:34.403	34.162	170	<b>32.747</b>	<b>201</b>	27.494	173	213
4	2:20.581	50.757	94	50.279	144	39.545	148	115	13	1:34.651	34.186	170	33.138	201	27.327	174	212
5	2:12.158	46.361	112	48.207	170	37.590	155	152	14	1:34.497	34.197	170	32.977	200	27.323	174	212
6	2:10.082	47.043	143	49.980	79	33.059	174	133	15	1:34.815	34.360	170	32.935	201	27.520	174	213
7	1:34.872	34.729	<b>171</b>	32.916	<b>201</b>	27.227	174	207	16	1:52.761	36.826	120	40.880	127	35.055	131	212
8	1:34.696	34.251	170	33.010	201	27.435	173	<b>213</b>	17	2:16.489	46.851	122	52.875	98	36.763	172	147
9	1:34.402	34.316	170	32.867	201	<b>27.219</b>	174	212	18	1:35.238	34.646	170	33.078	201	27.514	174	211

### 17 Preisig, CHE

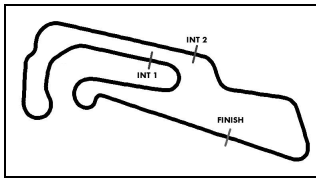
theoretical besttime: 1:35.245

1	2:10.358	45.925	169	37.766	165	46.667	77	179	10	<b>1:35.551</b>	34.565	169	<b>33.427</b>	<b>198</b>	27.559	173	<b>214</b>
2	2:28.994	58.360	94	50.999	93	39.635	173	92	11	1:35.802	34.517	169	33.718	199	27.567	173	212
3	1:44.006	35.917	169	34.794	199	33.295	146	197	12	1:35.572	<b>34.451</b>	<b>169</b>	33.633	197	27.488	172	209
4	2:20.230	48.980	77	52.378	113	38.872	67	130	13	1:35.646	34.601	169	33.678	198	<b>27.367</b>	<b>172</b>	211
5	2:12.090	46.680	106	48.024	134	37.386	108	132	14	1:35.675	34.489	170	33.622	197	27.564	173	210
6	2:04.839	45.684	115	48.032	95	31.123	<b>175</b>	145	15	1:35.897	34.453	170	33.690	198	27.754	171	209
7	1:43.494	34.664	<b>170</b>	33.448	201	35.382	170	213	16	1:40.686	35.382	170	35.562	171	29.742	138	202
8	1:38.084	35.334	168	34.559	196	28.191	172	211	17	2:11.035	46.789	104	50.423	115	33.823	171	150
9	1:36.607	34.628	169	34.257	200	27.722	173	209	18	1:36.277	34.826	170	33.803	201	27.648	173	213

### 19 Hesse, DEU

theoretical besttime: 1:33.936

1	2:16.963	49.450	164	38.864	112	48.649	84	170	9	1:37.478	36.926	169	33.410	202	27.142	174	179
2	2:26.268	58.366	95	51.499	100	36.403	173	78	10	<b>1:34.014</b>	34.037	170	<b>32.767</b>	<b>200</b>	27.210	173	213
3	1:47.685	35.820	170	34.940	185	36.925	127	196	11	1:34.252	34.171	167	32.940	200	<b>27.141</b>	<b>174</b>	213
4	2:17.976	46.555	79	53.589	122	37.832	81	163	12	1:34.565	<b>34.028</b>	<b>170</b>	33.152	200	27.385	173	214
5	2:13.261	47.274	106	48.840	106	37.147	95	111	13	1:35.165	34.123	170	33.226	201	27.816	173	214
6	2:02.220	45.048	151	47.328	109	29.844	172	147	14	1:35.863	34.713	168	33.516	201	27.634	174	214
7	1:36.142	34.430	169	33.249	200	28.463	173	208	15								<b>215</b>
8	1:39.650	34.392	169	33.814	182	31.444	99	213									



# ADAC TCR Germany



## Sector List Race 1

Provisional

Motorsportarena Oschersleben, Length: 3667m

Air temperature: 17.51°C

Track temperature: 19.17°C

Weather condition: Wet

**DMSB** Reg. Nr.: DMSB 802/18

Saturday, April 14, 2018 11:55:00

Lap	Time	SE1	SP1	SE2	SP2	SE3	SP3	TSP	Lap	Time	SE1	SP1	SE2	SP2	SE3	SP3	TSP
<b>22</b>	Proczyk, AUT								<b>theoretical besttime: 1:33.911</b>								
1	2:02.098	43.711	160	36.560	176	41.827	81	167	10	1:34.321	34.200	165	32.972	197	<b>27.149</b>	<b>171</b>	206
2	2:31.594	56.689	122	54.135	85	40.770	169	79	11	1:34.289	34.183	167	32.942	200	27.164	171	206
3	1:39.680	34.945	165	33.688	196	31.047	118	206	12	<b>1:34.092</b>	34.165	166	<b>32.668</b>	<b>198</b>	27.259	170	206
4	2:20.924	51.140	94	50.227	141	39.557	138	116	13	1:34.509	34.184	167	32.957	197	27.368	171	206
5	2:12.275	46.437	97	47.558	174	38.280	153	157	14	1:34.288	34.128	168	32.947	196	27.213	171	206
6	2:10.357	46.437	148	50.463	84	33.457	171	153	15	1:34.671	34.189	167	32.943	197	27.539	171	206
7	1:34.745	34.577	167	32.973	200	27.195	<b>172</b>	<b>210</b>	16	1:53.185	36.917	129	41.315	117	34.953	133	206
8	1:34.796	<b>34.094</b>	167	33.298	199	27.404	171	207	17	2:16.894	46.981	120	53.211	99	36.702	170	139
9	1:34.166	34.215	166	32.763	197	27.188	170	208	18	1:34.495	34.402	168	32.871	201	27.222	172	205

<b>23</b>	Steibel, DEU								<b>theoretical besttime: 1:34.987</b>								
1	2:15.260	49.073	161	37.620	118	48.567	91	171	10	1:35.210	34.500	168	<b>33.133</b>	<b>198</b>	27.577	171	209
2	2:26.925	58.261	91	51.478	99	37.186	172	80	11	<b>1:35.156</b>	<b>34.317</b>	<b>168</b>	33.302	198	<b>27.537</b>	<b>171</b>	209
3	1:46.209	35.903	168	35.269	185	35.037	133	204	12	1:35.883	34.481	168	33.734	197	27.668	171	210
4	2:18.840	47.469	75	53.240	95	38.131	81	139	13	1:37.090	34.769	166	34.465	188	27.856	171	209
5	2:12.509	46.952	92	48.839	101	36.718	120	114	14	1:35.949	34.774	166	33.548	198	27.627	172	209
6	2:03.577	45.950	134	47.163	98	30.464	<b>173</b>	149	15	1:37.085	35.237	164	34.090	196	27.758	170	208
7	1:35.718	34.604	<b>170</b>	33.466	198	27.648	173	<b>210</b>	16	1:43.555	36.543	166	36.106	144	30.906	139	177
8	1:35.598	34.784	170	33.195	197	27.619	173	210	17	2:12.136	46.911	96	50.989	109	34.236	171	145
9	1:36.192	34.388	168	33.215	<b>199</b>	28.589	169	210	18	1:49.839	46.178	83	35.902	197	27.759	171	209

<b>27</b>	Coicaud, FRA								<b>theoretical besttime: 1:34.580</b>								
1	2:08.787	46.163	165	36.303	177	46.321	82	188	10	1:35.098	34.857	166	32.984	200	<b>27.257</b>	<b>173</b>	211
2	2:28.694	58.329	90	50.903	81	39.462	173	84	11	1:35.174	34.404	169	33.355	200	27.415	173	210
3	1:41.876	35.190	168	33.821	196	32.865	108	204	12	1:38.092	34.822	169	35.204	199	28.066	173	210
4	2:22.069	50.491	94	52.328	116	39.250	78	116	13	<b>1:34.987</b>	34.457	168	33.104	200	27.426	172	209
5	2:11.788	46.251	98	47.313	145	38.224	108	119	14	1:35.167	<b>34.389</b>	<b>168</b>	33.216	200	27.562	173	210
6	2:05.931	45.587	132	49.076	94	31.268	<b>173</b>	169	15	1:36.551	34.504	169	34.353	198	27.694	173	212
7	1:35.336	34.773	170	33.104	201	27.459	173	211	16	1:46.505	37.843	158	36.518	155	32.144	138	168
8	1:35.180	34.851	<b>170</b>	<b>32.934</b>	<b>202</b>	27.395	173	212	17	2:13.968	47.031	88	51.521	96	35.416	171	144
9	1:36.369	34.799	169	33.597	201	27.973	173	<b>213</b>	18	1:36.181	34.708	168	33.507	201	27.966	172	210

<b>29</b>	Kuusiniemi, FIN								<b>theoretical besttime: 1:34.475</b>								
1	2:20.634	51.038	169	39.558	92	50.038	90	171	10	1:35.417	<b>34.385</b>	<b>169</b>	<b>32.725</b>	<b>196</b>	28.307	174	213
2	2:25.617	58.039	97	50.928	119	36.650	174	83	11	1:35.174	34.591	169	32.917	201	27.666	174	214
3	1:46.991	35.678	169	34.488	161	36.825	118	201	12	1:35.260	34.512	169	33.054	203	27.694	175	213
4	2:17.605	46.058	82	54.699	106	36.848	77	148	13	1:35.836	34.588	171	33.261	200	27.987	175	<b>215</b>
5	2:13.787	47.585	108	49.017	93	37.185	94	118	14	1:35.916	34.923	168	33.286	202	27.707	174	215
6	2:01.009	45.448	147	46.585	129	28.976	173	136	15	1:37.149	34.699	170	34.440	200	28.010	155	213
7	1:35.832	34.671	171	32.904	202	28.257	174	210	16	1:44.647	38.740	160	35.758	166	30.149	146	170
8	1:36.719	34.735	170	33.378	202	28.606	174	210	17	2:11.122	46.617	105	50.555	103	33.950	173	161
9	<b>1:35.009</b>	34.839	166	32.805	202	<b>27.365</b>	174	213	18	1:35.229	34.728	169	32.978	201	27.523	175	212

<b>30</b>	Buri, FIN								<b>theoretical besttime: 1:34.127</b>								
1	2:03.647	44.384	162	36.342	163	42.921	82	173	10	1:34.378	34.230	170	32.781	201	27.367	175	214
2	2:30.738	57.100	152	53.036	88	40.602	173	81	11	<b>1:34.199</b>	34.134	170	32.796	201	<b>27.269</b>	<b>174</b>	214
3	1:40.667	34.914	169	34.361	198	31.392	107	208	12	1:34.369	34.116	169	32.864	201	27.389	173	213
4	2:21.224	50.649	101	51.072	141	39.503	130	111	13	1:34.575	34.119	170	33.135	202	27.321	174	214
5	2:12.016	45.919	120	48.554	152	37.543	143	149	14	1:34.573	34.108	170	33.004	202	27.461	175	<b>214</b>
6	2:09.130	46.484	135	49.697	87	32.949	<b>175</b>	157	15	1:34.724	<b>34.098</b>	<b>169</b>	33.163	201	27.463	175	214
7	1:35.744	34.760	<b>171</b>	33.236	202	27.748	171	211	16	1:51.331	36.552	139	39.782	130	34.997	128	215
8	1:35.645	34.504	170	<b>32.760</b>	201	28.381	171	208	17	2:16.184	47.129	106	52.519	95	36.536	173	141
9	1:35.030	34.866	169	32.863	202	27.301	174	212	18	1:36.228	35.501	167	33.257	201	27.470	173	212

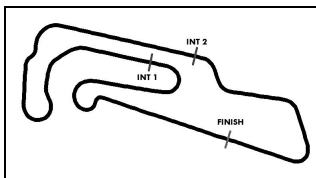
<b>33</b>	Reynolds, CHE								<b>theoretical besttime: 1:36.273</b>								
1	2:19.804	50.358	166	39.729	101	49.717	89	163	10	1:36.738	34.743	168	33.804	196	28.191	172	211
2	2:26.269	58.074	87	51.094	102	37.101	173	87	11	<b>1:36.322</b>	<b>34.624</b>	<b>169</b>	<b>33.792</b>	<b>194</b>	27.906	171	210
3	1:47.947	36.595	168	35.718	165	35.634	120	201	12	1:36.795	34.739	167	34.199	198	<b>27.857</b>	<b>172</b>	210
4	2:17.619	46.013	85	54.958	128	36.648	77	136	13	1:37.502	34.772	168	34.830	197	27.900	173	210
5	2:14.099	47.664	101	48.941	89	37.494	96	115	14	1:37.492	34.954	167	34.565	193	27.973	170	209

ver: 1.0

[www.adac.de/motorsport](http://www.adac.de/motorsport)

Page 3/ 5 printed: 14.4.2018 12:32





# ADAC TCR Germany



## Sector List Race 1

Provisional

Motorsportarena Oschersleben, Length: 3667m

Air temperature: 17.51°C

Track temperature: 19.17°C

Weather condition: Wet

**DMSB** Reg. Nr.: DMSB 802/18

Saturday, April 14, 2018 11:55:00

Lap	Time	SE1	SP1	SE2	SP2	SE3	SP3	TSP	Lap	Time	SE1	SP1	SE2	SP2	SE3	SP3	TSP
6	2:01.270	44.975	147	46.746	121	29.549	173	144	15	1:39.580	35.438	166	34.015	196	30.127	148	209
7	1:39.337	35.664	166	34.786	188	28.887	172	<b>213</b>	16	1:55.554	49.972	144	36.122	172	29.460	160	153
8	1:37.401	35.063	168	34.039	<b>200</b>	28.299	<b>173</b>	210	17	1:45.131	36.958	164	35.597	161	32.576	166	200
9	1:37.935	34.910	166	34.018	194	29.007	171	211	18	1:39.672	37.306	166	34.052	197	28.314	172	162

### 39 Thoma, CHE

theoretical besttime:

1	<b>169</b>
---	------------

### 42 Niederscheider, AUT

theoretical besttime: 1:34.668

1	2:22.422	53.428	169	38.999	94	49.995	101	181	10	1:35.763	<b>34.282</b>	<b>172</b>	33.842	187	27.639	175	214
2	2:24.768	58.314	99	50.634	116	35.820	173	95	11	1:34.867	34.429	169	33.106	200	27.332	175	214
3	1:47.382	35.912	170	35.720	169	35.750	126	208	12	<b>1:34.742</b>	34.334	171	33.082	203	<b>27.326</b>	<b>174</b>	214
4	2:17.634	46.128	89	55.331	129	36.175	82	153	13	1:35.892	34.640	171	33.313	203	27.939	173	<b>216</b>
5	2:14.481	47.856	104	48.751	94	37.874	101	120	14	1:35.936	34.835	167	33.399	203	27.702	174	214
6	2:00.511	44.874	136	46.518	133	29.119	<b>176</b>	143	15	1:37.290	34.710	171	34.263	203	28.317	147	214
7	1:36.009	34.846	171	33.454	201	27.709	175	212	16	1:44.695	38.879	168	35.797	173	30.019	138	162
8	1:35.157	34.415	<b>172</b>	<b>33.060</b>	203	27.682	175	214	17	2:10.825	46.684	103	50.373	107	33.768	172	148
9	1:35.640	34.925	171	33.266	203	27.449	173	211	18	1:36.052	35.145	170	33.400	203	27.507	174	213

### 44 Kaibach, DEU

theoretical besttime: 1:33.926

1	2:09.573	46.505	169	36.575	168	46.493	84	172	10	1:34.801	35.029	169	<b>32.575</b>	<b>203</b>	<b>27.197</b>	<b>173</b>	212
2	2:28.651	58.273	89	51.059	89	39.319	172	90	11	1:36.133	34.665	168	34.063	203	27.405	175	211
3	1:42.015	35.199	168	33.833	201	32.983	106	203	12	1:34.234	34.254	170	32.654	202	27.326	175	<b>216</b>
4	2:22.165	50.700	86	51.771	118	39.694	64	117	13	1:34.475	34.310	169	32.932	201	27.233	175	216
5	2:11.396	46.150	107	47.249	159	37.997	118	119	14	<b>1:34.217</b>	<b>34.154</b>	<b>172</b>	32.795	202	27.268	174	214
6	2:05.589	46.174	106	48.412	95	31.003	175	155	15	1:34.462	34.245	171	32.880	202	27.337	172	214
7	1:35.540	34.891	170	33.100	203	27.549	174	213	16	1:49.634	36.047	163	38.899	133	34.688	130	203
8	1:34.983	34.649	170	32.866	203	27.468	<b>176</b>	215	17	2:15.801	47.285	113	52.251	90	36.265	173	125
9	1:35.760	35.090	167	33.299	<b>204</b>	27.371	175	212	18	1:36.322	34.708	169	33.601	201	28.013	174	216

### 47 Kankkunen, FIN

theoretical besttime: 1:33.910

1	2:13.797	46.795	167	38.932	132	48.070	82	171	10	<b>1:33.985</b>	<b>33.959</b>	<b>170</b>	<b>32.705</b>	<b>201</b>	27.321	175	212
2	2:27.048	58.519	90	51.369	104	37.160	173	79	11	1:35.294	34.352	171	32.976	200	27.966	174	<b>213</b>
3	1:45.907	35.955	166	34.814	199	35.138	131	203	12	1:34.953	34.317	169	33.300	201	27.336	173	211
4	2:19.389	47.842	74	53.013	97	38.534	73	141	13	1:35.105	34.174	170	33.021	200	27.910	171	211
5	2:12.385	46.600	92	48.257	126	37.528	110	112	14	1:34.466	34.327	170	32.893	199	<b>27.246</b>	<b>173</b>	208
6	2:03.529	45.712	119	47.492	96	30.325	174	155	15	1:34.607	34.367	169	32.952	199	27.288	173	209
7	1:35.739	34.779	170	33.271	199	27.689	173	210	16	1:47.886	36.371	154	37.531	131	33.984	132	186
8	1:35.655	34.964	171	33.156	200	27.535	175	207	17	2:15.083	47.677	96	51.773	87	35.633	172	128
9	1:35.262	34.647	170	32.923	200	27.692	174	209	18	1:36.368	34.797	168	33.751	198	27.820	172	210

### 53 Halder, DEU

theoretical besttime: 1:34.396

1	2:17.790	49.438	164	39.508	107	48.844	87	163	10	1:34.869	34.242	170	33.011	200	27.616	174	213
2	2:26.149	58.449	99	51.440	102	36.260	174	81	11	1:34.721	34.252	170	32.934	203	27.535	176	215
3	1:48.669	36.025	167	35.873	161	36.771	118	197	12	1:35.930	35.003	169	33.240	202	27.687	173	<b>215</b>
4	2:17.806	46.080	82	54.416	110	37.310	78	155	13	1:35.432	34.392	171	33.570	200	27.470	174	215
5	2:13.337	47.141	106	48.935	105	37.261	89	115	14	1:35.041	34.557	170	33.187	200	<b>27.297</b>	<b>174</b>	214
6	2:01.229	45.436	145	46.479	118	29.314	175	125	15	1:35.185	34.338	170	33.294	200	27.553	174	212
7	1:36.196	34.611	171	33.421	201	28.164	174	198	16	1:46.817	39.108	157	36.772	151	30.937	136	145
8	1:36.791	34.352	171	33.726	200	28.713	172	213	17	2:11.859	46.789	97	51.077	108	33.993	172	145
9	<b>1:34.495</b>	<b>34.176</b>	170	<b>32.923</b>	203	27.396	175	213	18	1:36.157	34.915	172	33.456	203	27.786	173	200

### 54 Reicher, AUT

theoretical besttime: 1:34.196

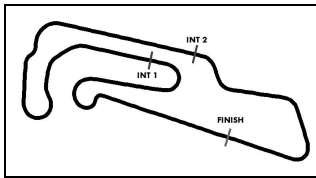
1	2:04.813	44.555	168	36.922	174	43.336	79	170	10	1:34.683	34.314	170	33.031	201	27.338	175	214
2	2:30.749	58.173	132	52.150	91	40.426	173	78	11	<b>1:34.313</b>	<b>34.078</b>	<b>171</b>	32.835	201	27.400	175	214
3	1:40.193	35.280	171	33.486	200	31.427	109	207	12	1:34.618	34.147	170	32.998	201	27.473	174	<b>215</b>
4	2:21.219	50.589	102	51.195	137	39.435	124	114	13	1:34.742	34.193	171	33.128	201	27.421	174	214
5	2:12.332	46.062	119	48.660	137	37.610	135	163	14	1:34.661	34.150	170	32.968	202	27.543	174	214
6	2:08.352	46.187	134	49.693	84	32.472	175	159	15	1:34.871	34.261	170	33.065	200	27.545	174	213
7	1:35.518	34.829	171	33.098	200	27.591	170	213	16	1:50.275	35.612	134	39.725	124	34.938	131	213
8	1:35.396	34.680	170	<b>32.804</b>	<b>203</b>	27.912	170	209	17	2:16.197	47.324	109	52.304	94	36.569	173	139

ver: 1.0

[www.adac.de/motorsport](http://www.adac.de/motorsport)

Page 4/ 5 printed: 14.4.2018 12:32





# ADAC TCR Germany



## Sector List Race 1

Provisional

Motorsportarena Oschersleben, Length: 3667m

Air temperature: 17.51°C

Track temperature: 19.17°C

Weather condition: Wet

**DMSB** Reg. Nr.: DMSB 802/18

Saturday, April 14, 2018 11:55:00

Lap	Time	SE1	SP1	SE2	SP2	SE3	SP3	TSP	Lap	Time	SE1	SP1	SE2	SP2	SE3	SP3	TSP
9	1:35.796	35.318	170	33.164	201	<b>27.314</b>	175	208	18	1:36.692	35.001	169	33.656	202	28.035	172	212

### 55 Fugel, DEU

theoretical besttime: 1:34.785

1	2:13.097	47.357	164	37.455	136	48.285	80	188	9	1:35.827	34.423	167	33.373	197	28.031	173	211
2	2:27.263	58.466	84	51.380	111	37.417	169	85	10	<b>1:35.189</b>	<b>34.252</b>	<b>169</b>	33.147	200	27.790	172	<b>212</b>
3	1:43.684	35.878	163	34.388	199	33.418	150	206	11	1:36.145	34.889	168	33.323	199	27.933	171	212
4	2:20.290	48.859	74	52.786	99	38.645	67	129	12	1:36.145	34.648	165	33.410	199	28.087	170	212
5	2:12.173	46.631	101	48.281	136	37.261	108	122	13	1:35.786	34.630	168	33.502	198	<b>27.654</b>	<b>172</b>	209
6	2:04.255	45.647	115	47.933	94	30.675	<b>173</b>	156	14	2:07.968	41.393	93	47.628	131	38.947	131	211
7	1:37.081	34.875	167	33.219	<b>200</b>	28.987	167	208	15								102
8	1:35.422	34.732	168	<b>32.879</b>	200	27.811	172	210									

### 60 Prattes, DEU

theoretical besttime: 1:34.498

1	2:18.451	49.839	165	39.518	103	49.094	89	170	10	1:34.828	<b>34.043</b>	<b>171</b>	33.302	198	27.483	175	214
2	2:26.033	58.452	98	51.265	105	36.316	173	85	11	1:34.855	34.063	170	<b>33.096</b>	<b>200</b>	27.696	175	214
3	1:47.152	35.581	167	35.215	176	36.356	123	198	12	1:35.702	34.881	171	33.375	199	27.446	174	214
4	2:17.781	46.265	80	54.122	117	37.394	80	166	13	1:35.208	34.282	166	33.346	200	27.580	172	<b>216</b>
5	2:13.490	47.408	103	48.774	100	37.308	88	117	14	1:39.580	37.610	161	34.095	197	27.875	174	213
6	2:01.777	44.826	149	47.130	111	29.821	174	145	15	1:41.365	39.254	155	34.022	199	28.089	171	213
7	1:36.009	34.456	<b>171</b>	33.387	<b>201</b>	28.166	173	207	16	1:40.350	36.187	166	34.772	172	29.391	138	170
8	1:36.784	34.421	169	33.885	201	28.478	173	211	17	2:10.851	47.128	110	50.192	119	33.531	172	145
9	<b>1:34.682</b>	34.135	171	33.188	200	<b>27.359</b>	174	213	18	1:36.553	34.868	170	33.862	200	27.823	174	203

### 77 Häußermann, DEU

theoretical besttime: 1:34.476

1	2:12.250	47.322	167	37.408	139	47.520	79	161	10	1:34.926	34.487	171	33.059	200	27.380	174	<b>213</b>
2	2:27.740	58.624	90	51.575	114	37.541	173	79	11	1:37.700	34.447	171	33.203	200	30.050	173	213
3	1:45.545	36.734	161	34.246	201	34.565	146	198	12	1:35.165	34.427	170	33.217	200	27.521	173	211
4	2:19.899	48.540	76	52.859	90	38.500	74	134	13	1:35.175	34.530	172	33.152	200	27.493	173	211
5	2:12.194	46.652	92	47.939	140	37.603	120	107	14	1:35.419	34.620	170	33.116	200	27.683	173	213
6	2:03.730	45.478	108	47.964	95	30.288	173	161	15	1:35.975	34.832	170	33.376	200	27.767	163	211
7	1:35.998	34.770	171	33.244	198	27.984	171	208	16	1:46.937	38.921	160	36.839	160	31.177	138	145
8	1:35.243	<b>34.365</b>	171	33.286	193	27.592	172	210	17	2:13.507	47.883	97	51.112	120	34.512	171	133
9	<b>1:34.634</b>	34.523	169	<b>32.845</b>	200	<b>27.266</b>	173	211	18	1:36.040	34.833	170	33.284	201	27.923	173	210

### 88 Fugel, DEU

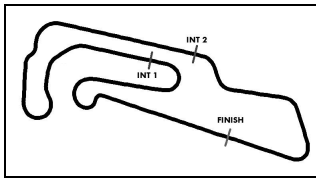
theoretical besttime: 1:52.184

1	2:04.128	44.416	163	<b>36.807</b>	<b>163</b>	42.905	84	168	3		<b>34.858</b>	<b>167</b>					<b>206</b>
2	<b>2:30.892</b>	57.724	147	52.649	96	<b>40.519</b>	<b>171</b>	75									

### 99 Sandberg, NLD

theoretical besttime: 1:35.010

1	2:21.351	50.948	164	40.090	98	50.313	89	166	10	1:35.304	34.462	169	33.131	199	27.711	172	<b>212</b>
2	2:25.527	58.404	99	50.895	108	36.228	172	90	11	<b>1:35.258</b>	34.456	168	<b>33.101</b>	<b>199</b>	27.701	171	211
3	1:48.801	37.367	168	35.055	163	36.379	133	201	12	1:35.380	34.339	169	33.435	197	<b>27.606</b>	<b>171</b>	211
4	2:17.294	46.079	85	55.389	119	35.826	87	138	13	1:35.325	34.477	170	33.179	200	27.669	172	212
5	2:14.720	47.879	104	48.873	90	37.968	96	116	14	1:35.471	<b>34.303</b>	<b>169</b>	33.558	200	27.610	172	211
6	2:01.301	44.461	138	47.310	123	29.530	173	139	15	1:37.513	34.625	169	33.879	200	29.009	164	212
7	1:37.837	35.024	<b>170</b>	33.836	195	28.977	172	211	16	1:40.571	37.130	150	34.794	171	28.647	169	161
8	1:37.304	34.870	168	34.056	195	28.378	<b>173</b>	210	17	2:09.551	46.237	110	49.989	134	33.325	171	149
9	1:36.874	34.982	169	33.572	199	28.320	172	210	18	1:36.516	34.971	169	33.749	200	27.796	173	208



# ADAC TCR Germany

## Top speed list Race 1

Provisional



Motorsportarena Oschersleben, Length: 3667m

Air temperature: 17.51°C

Track temperature: 19.17°C

Weather condition: Wet

**DMSB** Reg. Nr.: DMSB 802/18

Saturday, April 14, 2018 11:55:00

#	Name (NAT)	Team	Car name	Speed	Lap	Race time
6	Oliver Holdener (CHE)	Wolf-Power Racing	Cupra Leon TCR	217.30	10	17:56.577
44	Sandro Kaibach (DEU)	PROsport Performance	Audi RS 3 LMS TCR	216.86	12	21:02.078
42	Lukas Niedertscheider (AUT)	Niedertscheider Motorsport Team	Peugeot 308 TCR	216.43	13	22:44.869
60	Loris Prattes (DEU)	TOPCAR Sport	Cupra Leon TCR	216.00	13	22:43.043
2	Petr Fulin (CZE)	Fullin Race Academy	Cupra Leon TCR	215.56	8	14:39.364
53	Michelle Halder (DEU)	Profi-Car Team Halder	Cupra Leon TCR	215.56	12	21:07.527
29	Jussi Kuusiniemi (FIN)	Positione Motorsport	VW Golf GTI TCR 2018	215.56	13	22:44.549
54	Simon Reicher (AUT)	YACO Racing	Audi RS 3 LMS TCR	215.13	12	20:58.869
19	Max Hesse (DEU)	PROsport Performance	Audi RS 3 LMS TCR	215.13	15	25:57.006
17	Jasmin Preisig (CHE)	Steibel Motorsport	Opel Astra TCR	214.71	10	18:04.253
30	Antti Buri (FIN)	LMS Racing	Audi RS 3 LMS TCR	214.71	14	24:06.877
3	Kai Jordan (DEU)	Team Engstler Germany	VW Golf GTI TCR 2018	213.86	9	16:15.907
10	Benjamin Leuchter (DEU)	Max Kruse Racing	VW Golf GTI TCR 2018	213.86	9	16:20.541
33	J.C. Reynolds (CHE)	TOPCAR Sport	Cupra Leon TCR	213.43	7	13:12.555
14	Niels Langeveld (NLD)	Racing One	Audi RS 3 LMS TCR	213.43	8	14:37.542
47	Niko Kankkunen (FIN)	Team Engstler Europe	VW Golf GTI TCR 2018	213.43	11	19:28.205
27	Theo Coicaud (FRA)	Liqui Moly Team Engstler	VW Golf GTI TCR 2018	213.01	9	16:15.208
77	Justin Häußermann (DEU)	Team Engstler Germany	VW Golf GTI TCR 2018	213.01	10	17:52.773
55	Marcel Fugel (DEU)	Profi-Car Team Halder	Honda Civic TCR 2017	212.59	10	17:54.641
11	Luke Wankmüller (DEU)	HP Racing International	Opel Astra TCR	212.18	8	14:39.688
99	Maurits Sandberg (NLD)	Racing One	Audi RS 3 LMS TCR	212.18	10	18:06.602
8	Luca Engstler (DEU)	Liqui Moly Team Engstler	VW Golf GTI TCR 2018	212.18	11	19:22.809
23	Sebastian Steibel (DEU)	Steibel Motorsport	VW Golf GTI TCR 2016	210.93	7	13:08.892
22	Harald Proczyk (AUT)	HP Racing International	Opel Astra TCR	210.11	7	13:02.559
7	Mike Halder (DEU)	Team Honda ADAC Sachsen	Honda Civic TCR 2018	210.11	13	22:58.653
5	Alex Morgan (GBR)	Wolf-Power Racing	Renault Megane TCR	208.49	9	16:30.740
88	Dominik Fugel (DEU)	Team Honda ADAC Sachsen	Honda Civic TCR 2018	206.50	3	4:40.678
39	Florian Thoma (CHE)	Team Engstler Europe	VW Golf GTI TCR 2018	169.27	1	11.627