



ADAC TCR Germany

Result List Free Practice 1



Provisional

Motorsportarena Oschersleben, Length: 3667m

Air temperature: 15.81°C

Track temperature: 15.65°C

Weather condition: Wet

DMSB Reg. Nr.: DMSB 802/18

Friday, April 13, 2018 9:30:00

started : 28 classified : 27 not classified : 1

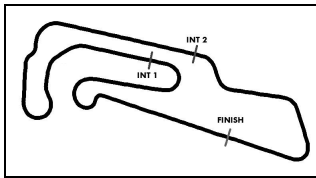
Nr.	Drivers	Team	Lap	Best Time	Gap	Diff	Kph	Day Time
Cl.	Car	Competitor						
1	7 M.Halder(DEU) Honda Civic TCR 2018	Team Honda ADAC Sachsen(DEU) ADAC Sachsen e.V.	4	1:31.911			143.6	9:57:43
2	54 S.Reicher(AUT) Audi RS 3 LMS	YACO Racing(DEU) YACO Racing	6	1:32.608	0.697	0.697	142.5	9:50:02
3	14 N.Langeveld(NLD) Audi RS 3 LMS	Racing One Racing One	6	1:32.754	0.843	0.146	142.3	9:51:45
4	29 J.Kuusiniemi(FIN) VW Golf GTI TCR 2018	Positione Motorsport Positione Motorsport	8	1:32.867	0.956	0.113	142.1	9:55:54
5	8 L.Engstler(DEU) VW Golf GTI TCR 2018	Liqui Moly Team Engstler(DEU) LIQUI MOLY Team Engstler	11	1:32.882	0.971	0.015	142.1	9:56:18
6	19 M.Hesse(DEU) R Audi RS 3 LMS	PROsport Performance(DEU) Prosport Performance GmbH	10	1:33.000	1.089	0.118	141.9	9:55:10
7	88 D.Fugel(DEU) Honda Civic TCR 2018	Team Honda ADAC Sachsen(DEU) ADAC Sachsen e.V.	9	1:33.076	1.165	0.076	141.8	10:00:14
8	39 F.Thoma(CHE) VW Golf GTI TCR 2018	Team Engstler Europe(DEU) LIQUI MOLY Team Engstler	7	1:33.118	1.207	0.042	141.7	9:50:49
9	30 A.Buri(FIN) Audi RS 3 LMS	LMS Racing(FIN) LMS Racing	8	1:33.129	1.218	0.011	141.7	10:00:07
10	22 H.Proczyk(AUT) Opel Astra TCR	HP Racing International HP Racing International	6	1:33.145	1.234	0.016	141.7	9:57:59
11	11 L.Wankmüller(DEU) R Opel Astra TCR	HP Racing International HP Racing International	8	1:33.222	1.311	0.077	141.6	9:57:49
12	2 P.Fulin(CZE) Cupra TCR	Fullin Race Academy(CZE) Fullin Race Academy	7	1:33.549	1.638	0.327	141.1	10:00:11
13	60 L.Prattes(DEU) R Cupra TCR	TOPCAR Sport TOPCAR Sport	13	1:33.680	1.769	0.131	140.9	10:00:30
14	77 J.Häußermann(DEU) R VW Golf GTI TCR 2018	Team Engstler Germany(DEU) LIQUI MOLY Team Engstler	11	1:33.783	1.872	0.103	140.7	9:56:36
15	55 M.Fugel(DEU) R Honda Civic TCR 2017	Profi-Car Team Halder Profi-Car Team Halder	8	1:34.077	2.166	0.294	140.3	9:56:13
16	44 S.Kaibach(DEU) Audi RS 3 LMS	PROsport Performance(DEU) Prosport Performance GmbH	8	1:34.198	2.287	0.121	140.1	9:51:59
17	47 N.Kankkunen(FIN) VW Golf GTI TCR 2018	Team Engstler Europe(DEU) LIQUI MOLY Team Engstler	10	1:34.287	2.376	0.089	140.0	9:55:25
18	3 K.Jordan(DEU) VW Golf GTI TCR 2018	Team Engstler Germany(DEU) LIQUI MOLY Team Engstler	7	1:34.378	2.467	0.091	139.8	9:52:06
19	27 T.Coicaud(FRA) VW Golf GTI TCR 2018	Liqui Moly Team Engstler(DEU) LIQUI MOLY Team Engstler	9	1:34.383	2.472	0.005	139.8	9:55:30
20	17 J.Preisig(CHE) Opel Astra TCR	Steibel Motorsport(CZE) AMC-Burgau e.V.	10	1:34.581	2.670	0.198	139.5	9:56:54
21	33 J.Reynolds(CHE) Cupra TCR	TOPCAR Sport TOPCAR Sport	14	1:34.973	3.062	0.392	138.9	10:00:53
22	6 O.Holdener(CHE) Cupra TCR	Wolf-Power Racing(DEU) Wolf-Power Racing	10	1:35.402	3.491	0.429	138.3	9:54:05
23	23 S.Steibel(DEU) VW Golf GTI TCR 2016	Steibel Motorsport(CZE) AMC-Burgau e.V.	12	1:35.406	3.495	0.004	138.3	9:57:05
24	5 A.Morgan(GBR) Renault Megane TCR	Wolf-Power Racing(DEU) Wolf-Power Racing	8	1:36.305	4.394	0.899	137.0	10:00:24
25	53 M.Halder(DEU) R Cupra TCR	Profi-Car Team Halder Profi-Car Team Halder	4	1:36.610	4.699	0.305	136.6	9:38:27
26	99 M.Sandberg(NLD) Audi RS 3 LMS	Racing One Racing One	13	1:36.630	4.719	0.020	136.6	10:00:47

ver: 1.0

www.adac.de/motorsport

Page 1/ 2 printed: 13.4.2018 10:08





ADAC TCR Germany



Result List Free Practice 1

Provisional

DMSB Reg. Nr.: DMSB 802/18

Friday, April 13, 2018 9:30:00

Motorsportarena Oschersleben, Length: 3667m

Air temperature: 15.81°C

Track temperature: 15.65°C

Weather condition: Wet

started : 28 classified : 27 not classified : 1

Nr.	Drivers	Team	Lap	Best Time	Gap	Diff	Kph	Day Time
Cl.	Car	Competitor						
27	10 B.Leuchter(DEU) VW Golf GTI TCR 2018	Max Kruse Racing Max Kruse Racing	11	1:40.670	8.759	4.040	131.1	9:59:09
Not classified								
41	S.Kirsch(DEU) Renault Megane TCR	Besagroup Racing Team(DEU) ADAC Sachsen e.V.						

Subject to final scrutineering!

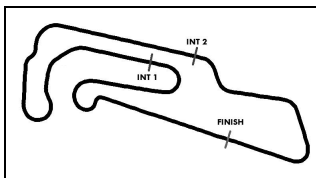
Publication time:	Clerk of the Course: Ralph Bohnhorst	Timekeeper: Steffen Ruhl
-------------------	--------------------------------------	--------------------------

ver: 1.0

www.adac.de/motorsport

Page 2/ 2 printed: 13.4.2018 10:08





ADAC TCR Germany



Sector List Free Practice 1

Provisional

Motorsportarena Oschersleben, Length: 3667m

Air temperature: 15.81°C

Track temperature: 15.65°C

Weather condition: Wet

DMSB Reg. Nr.: DMSB 802/18

Friday, April 13, 2018 9:30:00

Lap	Time	SE1	SP1	SE2	SP2	SE3	SP3	TSP	Lap	Time	SE1	SP1	SE2	SP2	SE3	SP3	TSP
2	Fulin, CZE								theoretical besttime: 1:33.482								
1	15:20.809					15:20.809			5	1:34.704	34.688	170	32.987	198	27.029	176	211
2	6:04.486	4:38.779	110	49.101	117	36.606	121		6	1:33.770	34.210	170	32.702	197	26.858	177	212
3	2:08.861	48.546	95	43.918	144	36.397	124	125	7	1:33.549	33.966	172	32.658	202	26.925	177	213
4	1:54.460	45.853	76	40.633	188	27.974	174	118									

3	Jordan, DEU								theoretical besttime: 1:34.344								
1	2:33.778	1:18.319	107	43.053	119	32.406	157		6	1:51.699	50.507	168	33.920	196	27.272	175	213
2	1:47.632	39.262	158	37.132	137	31.238	166	166	7	1:34.378	34.366	171	32.706	200	27.306	173	213
3	2:02.663	36.902	166	34.795	195	50.966	48	181	8	1:36.882	35.459	169	34.087	198	27.336	175	201
4	10:40.701	9:36.065	167	35.913	186	28.723	174		9	1:56.130	34.509	168	33.602	183	48.019	58	212
5	1:34.945	34.589	171	33.069	199	27.287	176	211									

5	Morgan, GBR								theoretical besttime: 1:36.219								
1	4:02.030					4:02.030			5	3:47.412	2:43.260	163	35.796	192	28.356	170	
2	13:51.623	12:35.974	119	44.245	165	31.404	168		6	1:46.557	44.016	151	34.764	195	27.777	170	208
3	1:43.581	38.365	164	36.280	192	28.936	161	183	7	1:36.705	35.399	166	33.537	195	27.769	170	208
4	1:59.456	37.249	165	36.681	193	45.526	56	191	8	1:36.305	35.142	156	33.623	194	27.540	171	206

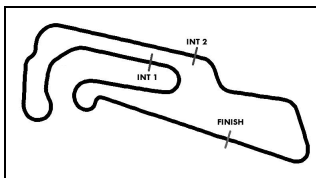
6	Holdener, CHE								theoretical besttime: 1:35.236								
1	3:08.262	1:44.578	93	48.219	128	35.465	164		8	1:39.108	35.781	138	34.889	201	28.438	176	214
2	1:53.457	41.915	157	40.466	172	31.076	170	173	9	1:36.518	35.351	169	33.830	202	27.337	175	215
3	1:45.560	40.096	163	35.985	197	29.479	174	158	10	1:35.402	34.626	172	33.273	201	27.503	175	214
4	1:39.622	36.345	169	34.723	200	28.554	174	205	11	1:55.499	34.915	170	34.281	200	46.303	59	213
5	2:41.152	40.829	81	57.691	81	1:02.632	46	184	12	3:27.998	2:22.437	165	36.959	199	28.602	175	
6	6:25.838	5:19.484	165	37.108	195	29.246	175		13	1:35.952	34.823	170	33.378	200	27.751	176	213
7	1:40.439	37.788	170	34.300	200	28.351	175	149									

7	Halder, DEU								theoretical besttime: 1:31.911								
1	23:01.544	21:53.942	127	38.218	169	29.384	171		4	1:31.911	33.644	170	31.911	198	26.356	174	212
2	1:36.739	35.908	166	33.299	195	27.532	174	192	5	2:20.034	48.686	123	39.732	150	51.616	49	107
3	1:33.288	34.347	169	32.389	198	26.552	174	210									

8	Engstler, DEU								theoretical besttime: 1:32.834								
1	2:40.413	1:25.488	117	41.878	156	33.047	136		7	1:40.318	37.120	138	35.492	136	27.706	176	206
2	1:48.498	41.472	145	37.118	158	29.908	158	154	8	1:45.720	46.172	165	32.665	198	26.883	176	213
3	1:41.218	37.398	163	34.842	198	28.978	174	175	9	1:33.279	33.989	172	32.472	200	26.818	176	214
4	1:39.614	35.757	166	34.806	199	29.051	171	210	10	1:33.124	33.995	171	32.405	199	26.724	175	214
5	2:25.639	36.904	164	38.637	167	1:10.098	45	180	11	1:32.882	33.835	172	32.275	200	26.772	175	214
6	7:57.763	6:52.853	151	35.856	193	29.054	171		12	1:57.465	33.976	171	32.460	200	51.029	43	214

10	Leuchter, DEU								theoretical besttime: 1:38.845								
1	3:38.515	2:13.163	104	49.653	144	35.699	145		7	1:44.917	38.644	166	36.273	157	30.000	165	188
2	1:54.348	42.468	144	39.613	178	32.267	159	158	8	1:45.135	38.054	166	36.791	176	30.290	156	168
3	1:47.793	39.783	155	37.298	187	30.712	171	177	9	1:41.746	37.323	169	35.254	198	29.169	173	184
4	2:07.927	39.571	143	37.356	170	51.000	47	172	10	1:40.858	36.493	168	34.672	195	29.693	175	201
5	9:16.563	8:05.656	143	39.018	170	31.889	160		11	1:40.670	36.668	167	34.480	197	29.522	155	204
6	1:50.405	41.217	143	38.283	188	30.905	167	164	12	1:41.562	38.988	166	34.702	198	27.872	176	170

11	Wankmüller, DEU								theoretical besttime: 1:33.222								
1	7:29.868	6:16.859	156	40.126	179	32.883	170		6	1:35.430	34.713	170	33.226	198	27.491	173	206
2	2:16.111	38.669	168	37.365	192	1:00.077	43	150	7	1:34.049	34.214	171	32.773	198	27.062	174	211
3	9:58.794	8:46.564	118	40.681	174	31.549	168		8	1:33.222	33.884	171	32.490	198	26.848	173	212
4	1:42.810	37.542	165	35.823	196	29.445	160	183	9	1:54.748	34.809	171	35.279	197	44.660	50	209
5	1:38.935	36.887	170	34.491	196	27.557	175	183									



ADAC TCR Germany



Sector List Free Practice 1

Provisional

Motorsportarena Oschersleben, Length: 3667m

Air temperature: 15.81°C

Track temperature: 15.65°C

Weather condition: Wet

DMSB Reg. Nr.: DMSB 802/18

Friday, April 13, 2018 9:30:00

Lap	Time	SE1	SP1	SE2	SP2	SE3	SP3	TSP	Lap	Time	SE1	SP1	SE2	SP2	SE3	SP3	TSP
14 Langeveld, NLD									theoretical besttime: 1:32.664								
1	7:49.843	6:37.244	106	41.142	164	31.457	155		6	1:32.754	33.833	172	32.276	200	26.645	175	214
2	2:26.757	38.556	167	38.385	154	1:09.816	43	171	7	1:32.896	33.743	171	32.378	200	26.775	175	214
3	6:43.047	5:40.161	156	34.862	198	28.024	173		8	1:59.211	35.376	157	36.345	174	47.490	59	201
4	1:38.857	36.700	166	34.529	196	27.628	175	209	9	3:31.651	2:23.400	160	38.140	178	30.111	173	
5	1:33.613	34.169	172	32.677	199	26.767	176	213	10	2:01.583	37.866	158	36.702	163	47.015	59	162

17 Preisig, CHE									theoretical besttime: 1:34.581								
1	2:30.616	1:09.793	96	46.431	143	34.392	142		7	1:36.257	35.095	171	33.488	198	27.674	173	202
2	1:55.049	43.550	156	40.019	152	31.480	170	156	8	1:37.876	36.180	172	33.758	197	27.938	174	190
3	2:08.097	38.374	167	38.098	151	51.625	49	175	9	1:36.006	34.799	172	33.510	198	27.697	174	213
4	10:35.298	9:25.146	153	39.706	173	30.446	173		10	1:34.581	34.233	170	33.113	197	27.235	174	214
5	1:42.215	37.820	169	35.993	198	28.402	174	172	11	1:36.012	34.708	170	33.806	197	27.498	174	215
6	1:38.169	35.449	172	34.219	197	28.501	171	187	12	1:35.316	34.415	170	33.464	197	27.437	174	215

19 Hesse, DEU									theoretical besttime: 1:32.986								
1	2:41.839	1:28.080	135	41.275	140	32.484	138		7	1:37.386	35.536	172	34.145	201	27.705	173	183
2	1:51.236	41.570	139	39.393	160	30.273	171	164	8	1:34.162	34.387	172	32.711	200	27.064	174	213
3	2:03.491	38.677	150	35.131	196	49.683	47	178	9	1:33.478	34.086	171	32.514	201	26.878	174	215
4	5:21.167	3:14.052	78	1:00.726	79	1:06.389	46		10	1:33.000	33.829	172	32.362	200	26.809	173	214
5	5:13.853	4:10.072	161	35.652	197	28.129	174		11	1:57.827	33.815	172	32.484	200	51.528	43	214
6	1:39.952	36.399	171	35.231	197	28.322	174	187									

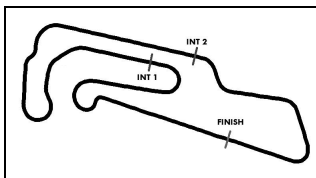
22 Proczyk, AUT									theoretical besttime: 1:33.145								
1	19:44.135	18:28.647	146	43.671	176	31.817	172		5	1:33.555	33.963	171	32.575	200	27.017	175	215
2	1:42.664	37.460	168	35.621	200	29.583	175	189	6	1:33.145	33.695	171	32.514	198	26.936	175	214
3	1:49.274	39.650	160	40.738	175	28.886	177	197	7	1:55.984	35.422	168	34.342	199	46.220	53	212
4	1:36.555	34.517	172	33.344	201	28.694	174	214									

23 Steibel, DEU									theoretical besttime: 1:35.033								
1	2:38.367	1:14.064	108	47.938	119	36.365	144		8	1:36.000	34.910	167	33.456	198	27.634	174	205
2	1:58.124	44.412	134	41.338	162	32.374	157	146	9	1:36.963	35.775	169	33.619	197	27.569	174	210
3	1:47.059	39.134	162	37.011	192	30.914	173	174	10	1:35.928	35.053	167	33.353	197	27.522	174	211
4	1:39.465	36.029	167	34.888	196	28.548	174	199	11	1:35.431	34.432	170	33.365	197	27.634	174	210
5	2:19.899	35.215	168	45.575	87	59.109	59	209	12	1:35.406	34.805	171	33.187	198	27.414	174	211
6	7:04.256	5:58.859	161	36.088	191	29.309	173		13	1:35.487	34.685	168	33.329	197	27.473	174	211
7	1:37.669	36.272	168	33.849	197	27.548	174	179	14	1:35.756	34.844	168	33.247	196	27.665	174	211

27 Coicaud, FRA									theoretical besttime: 1:34.340								
1	2:40.790	1:26.125	126	41.994	154	32.671	143		7	1:35.062	34.844	170	33.013	198	27.205	175	211
2	1:49.116	41.521	140	37.726	158	29.869	173	150	8	1:34.874	34.789	171	32.936	198	27.149	174	210
3	1:57.235	37.299	168	35.251	185	44.685	48	173	9	1:34.383	34.374	170	32.904	200	27.105	175	212
4	10:30.312	9:27.117	161	35.370	192	27.825	173		10	1:34.859	34.645	171	32.861	200	27.353	173	213
5	2:10.698	1:08.987	165	34.115	197	27.596	173	209	11	2:03.868	47.251	167	33.708	197	42.909	59	214
6	1:37.776	36.876	170	33.259	197	27.641	174	210									

29 Kuusiniemi, FIN									theoretical besttime: 1:32.867								
1	2:39.095	1:15.979	114	46.859	108	36.257	139		6	1:34.502	34.034	168	33.275	197	27.193	173	212
2	2:15.436	44.494	126	41.202	155	49.740	54	156	7	1:33.050	33.879	169	32.306	197	26.865	174	211
3	13:03.872	11:59.265	160	35.736	188	28.871	173		8	1:32.867	33.854	168	32.276	198	26.737	174	212
4	1:39.685	35.516	168	35.355	197	28.814	174	210	9	1:56.622	35.012	167	34.613	185	46.997	56	211
5	1:35.720	35.271	169	32.887	199	27.562	174	196									

30 Buri, FIN									theoretical besttime: 1:33.053								
1	2:22.704	1:11.754	154	40.372	150	30.578	171		5	1:34.492	34.523	170	33.000	200	26.969	176	213
2	2:01.373	37.944	168	36.587	165	46.842	59	162	6	1:33.415	33.865	171	32.561	201	26.989	176	214
3	17:43.906	16:37.532	168	37.167	145	29.207	155		7	1:39.535	35.702	160	36.575	171	27.258	175	180
4	1:38.508	36.994	171	33.884	200	27.630	175	160	8	1:33.129	33.941	171	32.390	200	26.798	175	216



ADAC TCR Germany



Sector List Free Practice 1

Provisional

Motorsportarena Oschersleben, Length: 3667m

Air temperature: 15.81°C

Track temperature: 15.65°C

Weather condition: Wet

DMSB Reg. Nr.: DMSB 802/18

Friday, April 13, 2018 9:30:00

Lap	Time	SE1	SP1	SE2	SP2	SE3	SP3	TSP	Lap	Time	SE1	SP1	SE2	SP2	SE3	SP3	TSP
33 Reynolds, CHE									theoretical besttime: 1:34.835								
1	3:03.618	1:38.605	98	48.810	117	36.203	147		8	1:43.569	37.644	164	36.245	198	29.680	174	191
2	2:04.711	45.217	125	43.712	131	35.782	162	156	9	1:41.152	36.537	168	36.107	180	28.508	174	207
3	1:53.114	40.382	145	40.541	188	32.191	160	178	10	1:38.692	35.411	169	34.969	196	28.312	174	211
4	1:50.886	42.160	139	38.496	194	30.230	174	144	11	1:36.959	35.045	169	34.021	198	27.893	174	212
5	2:58.685	56.114	79	1:00.550	76	1:02.021	57	100	12	1:36.693	35.137	168	33.822	198	27.734	174	212
6	5:49.293	4:38.478	153	39.763	193	31.052	172		13	1:35.365	34.802	167	33.213	198	27.350	174	213
7	1:45.090	38.814	168	36.331	195	29.945	172	192	14	1:34.973	34.448	169	33.037	198	27.488	175	212

39 Thoma, CHE									theoretical besttime: 1:33.036								
1	3:05.770	1:52.622	105	41.808	151	31.340	171		7	1:33.118	34.005	171	32.445	200	26.668	175	214
2	1:45.149	39.096	165	36.789	197	29.264	175	182	8	1:56.648	36.618	169	34.057	191	45.973	59	213
3	1:37.370	35.575	170	33.832	199	27.963	175	201	9	3:52.498	2:53.102	170	32.660	199	26.736	174	
4	2:01.684	43.317	162	33.749	198	44.618	59	213	10	1:44.239	45.050	171	32.509	199	26.680	175	213
5	9:12.183	8:10.201	164	34.582	195	27.400	175		11	1:33.590	34.152	169	32.587	198	26.851	175	211
6	1:33.986	34.684	170	32.716	200	26.586	175	211	12	1:52.751	34.110	171	32.670	197	45.971	55	212

41 Kirsch, DEU									theoretical besttime: 1:47.215								
1	17:08.589	15:56.380	99	40.157	157	32.052	163		3	7:50.879	6:16.256	124	41.715	109	52.908	51	
2	2:04.133	37.928	161	37.235	146	48.970	55	184									

44 Kaibach, DEU									theoretical besttime: 1:34.043								
1	3:09.908	1:51.663	105	45.356	117	32.889	165		6	1:38.827	36.509	170	35.119	197	27.199	176	175
2	1:52.355	41.624	133	39.894	167	30.837	173	147	7	1:35.098	35.228	170	33.053	201	26.817	176	200
3	1:45.808	39.932	160	37.212	178	28.664	174	148	8	1:34.198	34.363	169	33.053	200	26.782	175	215
4	1:58.995	36.435	169	36.012	147	46.548	59	183	9	1:57.365	34.208	171	36.041	126	47.116	58	214
5	8:23.511	7:19.151	157	36.030	194	28.330	173		10	7:51.408	6:13.143	135	40.700	129	57.565	36	

47 Kankkunen, FIN									theoretical besttime: 1:34.086								
1	2:44.854	1:24.279	102	44.236	116	36.339	135		7	1:35.554	34.747	171	33.273	200	27.534	177	197
2	1:55.498	43.463	144	40.055	144	31.980	150	131	8	1:38.269	36.176	165	34.329	198	27.764	175	190
3	1:49.070	39.614	167	37.833	145	31.623	170	171	9	1:35.349	35.302	170	32.936	200	27.111	176	213
4	1:59.135	37.015	168	35.741	198	46.379	59	198	10	1:34.287	34.156	170	33.137	200	26.994	177	213
5	8:52.846	7:45.562	156	38.114	175	29.170	173		11	1:52.987	34.631	170	33.477	197	44.879	59	202
6	1:39.772	37.825	170	34.232	195	27.715	176	183	12	3:58.043	2:56.280	170	34.317	198	27.446	175	

53 Halder, DEU									theoretical besttime: 1:36.610								
1	3:12.913	1:57.243	128	43.567	167	32.103	171		4	1:36.610	34.783	172	34.083	200	27.744	176	213
2	1:52.761	39.355	137	39.746	157	33.660	175	175	5								213
3	1:44.779	37.080	160	38.556	157	29.143	176	207									

54 Reicher, AUT									theoretical besttime: 1:32.469								
1	2:25.931	1:13.259	138	41.477	155	31.195	150		7	1:33.358	34.509	172	32.179	201	26.670	176	216
2	1:42.992	38.810	147	35.569	177	28.613	175	157	8	1:32.941	33.982	171	32.307	201	26.652	176	216
3	1:56.554	35.782	171	34.311	199	46.461	59	185	9	1:40.073	39.164	151	34.068	201	26.841	177	184
4	10:50.255	9:48.037	166	34.755	198	27.463	175		10	1:32.628	33.768	173	32.147	202	26.713	177	217
5	1:33.853	34.636	171	32.542	200	26.675	176	212	11	1:56.658	33.793	172	32.428	202	50.437	40	217
6	1:32.608	33.832	172	32.222	201	26.554	177	215									

55 Fugel, DEU									theoretical besttime: 1:33.961								
1	3:23.574	2:06.572	113	43.690	149	33.312	157		6	1:36.072	35.274	168	33.474	198	27.324	174	204
2	2:07.193	39.137	158	37.836	149	50.220	47	182	7	1:35.165	34.515	168	32.993	198	27.657	175	211
3	5:40.684	3:45.840	109	50.171	65	1:04.673	46		8	1:34.077	34.160	168	32.884	199	27.033	173	209
4	8:34.591	7:23.632	115	39.886	179	31.073	167		9	1:53.962	34.091	169	32.837	198	47.034	51	213
5	1:41.494	37.367	155	35.736	190	28.391	173	194									



ADAC TCR Germany



Sector List Free Practice 1

Provisional

Motorsportarena Oschersleben, Length: 3667m

Air temperature: 15.81°C

Track temperature: 15.65°C

Weather condition: Wet

DMSB Reg. Nr.: DMSB 802/18

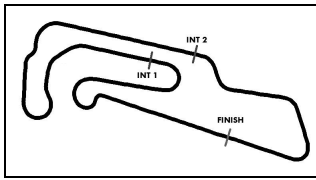
Friday, April 13, 2018 9:30:00

Lap	Time	SE1	SP1	SE2	SP2	SE3	SP3	TSP	Lap	Time	SE1	SP1	SE2	SP2	SE3	SP3	TSP
60 Prattes, DEU									theoretical besttime: 1:33.680								
1	2:47.490	1:31.353	111	42.839	170	33.298	151		8	1:36.862	35.255	172	33.227	199	28.380	174	184
2	1:54.669	41.956	135	42.084	126	30.629	175	150	9	1:34.130	34.282	165	32.840	199	27.008	176	214
3	1:40.538	36.606	171	34.419	197	29.513	175	185	10	1:55.818	35.787	138	34.891	161	45.140	58	215
4	1:35.823	34.898	171	33.535	198	27.390	176	206	11	3:12.169	2:05.748	171	37.766	149	28.655	176	
5	2:30.949	40.214	116	51.626	79	59.109	56	172	12	1:39.633	36.873	168	33.656	160	29.104	176	209
6	6:49.898	5:45.735	159	36.134	198	28.029	176		13	1:33.680	33.961	171	32.734	198	26.985	175	214
7	1:38.029	36.501	171	33.550	198	27.978	174	160									

77 Häußermann, DEU									theoretical besttime: 1:33.656								
1	2:36.214	1:19.538	125	43.184	132	33.492	147		7	1:34.876	34.725	169	32.991	197	27.160	174	206
2	1:47.516	40.077	131	36.858	156	30.581	170	146	8	1:34.057	34.431	172	32.693	198	26.933	174	212
3	2:01.912	36.805	170	35.126	182	49.981	52	181	9	1:35.388	34.351	162	33.846	198	27.191	173	213
4	5:11.468	3:13.269	79	59.400	76	58.799	58		10	1:33.844	34.218	170	32.691	198	26.935	174	211
5	5:29.468	4:25.005	163	35.491	193	28.972	172		11	1:33.783	34.182	170	32.794	198	26.807	174	212
6	1:37.186	35.981	170	33.213	197	27.992	172	185	12	1:50.895	34.158	170	32.921	197	43.816	59	212

88 Fugel, DEU									theoretical besttime: 1:32.984								
1	5:01.242	3:46.184	122	42.677	145	32.381	146		6	1:34.562	34.999	167	32.490	197	27.073	173	197
2	1:43.414	39.712	162	35.288	191	28.414	171	185	7	1:33.267	34.343	168	32.270	197	26.654	173	210
3	1:37.571	36.036	167	33.890	196	27.645	172	192	8	1:33.372	34.137	170	32.511	199	26.724	173	210
4	2:43.391	36.653	82	1:00.959	74	1:05.779	49	205	9	1:33.076	34.152	168	32.347	198	26.577	173	213
5	12:53.648	11:50.584	138	35.346	192	27.718	172										

99 Sandberg, NLD									theoretical besttime: 1:36.463								
1	3:20.025	1:54.220	92	49.840	131	35.965	152		8	1:38.508	36.226	169	33.743	200	28.539	174	182
2	1:59.429	44.266	134	42.522	176	32.641	163	142	9	1:39.076	36.271	165	33.987	198	28.818	174	193
3	1:45.406	39.316	161	36.543	194	29.547	173	171	10	1:59.848	37.912	162	35.313	158	46.623	59	188
4	1:43.303	38.325	161	35.862	194	29.116	172	178	11	3:17.769	2:14.642	168	34.305	186	28.822	173	
5	2:52.537	51.657	77	59.878	75	1:01.002	56	171	12	1:37.096	35.300	169	33.914	197	27.882	174	207
6	5:36.078	4:29.652	151	36.789	194	29.637	171		13	1:36.630	35.411	169	33.281	198	27.938	173	182
7	1:41.097	36.651	168	34.670	197	29.776	173	197									



ADAC TCR Germany

Top speed list Free Practice 1

Provisional



Motorsportarena Oschersleben, Length: 3667m

Air temperature: 15.81°C

Track temperature: 15.65°C

Weather condition: Wet

DMSB Reg. Nr.: DMSB 802/18

Friday, April 13, 2018 9:30:00

#	Name (NAT)	Team	Car name	Speed	Lap	Race time
54	Simon Reicher (AUT)	YACO Racing (DEU)	Audi RS 3 LMS	217.74	10	24:54.000
30	Antti Buri (FIN)	LMS Racing (FIN)	Audi RS 3 LMS	216.43	8	28:39.432
44	Sandro Kaibach (DEU)	PROsport Performance (DEU)	Audi RS 3 LMS	215.56	8	20:29.986
6	Oliver Holdener (CHE)	Wolf-Power Racing (DEU)	Cupra TCR	215.56	9	20:58.922
22	Harald Proczyk (AUT)	HP Racing International	Opel Astra TCR	215.56	5	24:58.108
19	Max Hesse (DEU)	PROsport Performance (DEU)	Audi RS 3 LMS	215.13	9	22:08.605
60	Loris Prattes (DEU)	TOPCAR Sport	Cupra TCR	215.13	10	22:13.878
17	Jasmin Preisig (CHE)	Steibel Motorsport (CZE)	Opel Astra TCR	215.13	11	26:59.708
39	Florian Thoma (CHE)	Team Engstler Europe (DEU)	VW Golf GTI TCR 2018	214.71	7	19:21.648
8	Luca Engstler (DEU)	Liqui Moly Team Engstler (DEU)	VW Golf GTI TCR 2018	214.71	12	26:23.973
14	Niels Langeveld (NLD)	Racing One	Audi RS 3 LMS	214.28	6	20:17.628
27	Theo Coicaud (FRA)	Liqui Moly Team Engstler (DEU)	VW Golf GTI TCR 2018	214.28	11	27:10.635
53	Michelle Halder (DEU)	Profi-Car Team Halder	Cupra TCR	213.86	5	8:32.562
2	Petr Fulin (CZE)	Fullin Race Academy (CZE)	Cupra TCR	213.86	7	28:42.611
3	Kai Jordan (DEU)	Team Engstler Germany (DEU)	VW Golf GTI TCR 2018	213.43	7	20:36.941
47	Niko Kankkunen (FIN)	Team Engstler Europe (DEU)	VW Golf GTI TCR 2018	213.43	10	23:55.851
55	Marcel Fugel (DEU)	Profi-Car Team Halder	Honda Civic TCR 2017	213.43	9	26:18.389
77	Justin Häußermann (DEU)	Team Engstler Germany (DEU)	VW Golf GTI TCR 2018	213.01	9	21:58.246
33	J.C. Reynolds (CHE)	TOPCAR Sport	Cupra TCR	213.01	13	27:48.008
88	Dominik Fugel (DEU)	Team Honda ADAC Sachsen (DEU)	Honda Civic TCR 2018	213.01	9	28:46.025
29	Jussi Kuusiniemi (FIN)	Positione Motorsport	VW Golf GTI TCR 2018	212.59	6	21:19.365
11	Luke Wankmüller (DEU)	HP Racing International	Opel Astra TCR	212.59	8	26:21.548
7	Mike Halder (DEU)	Team Honda ADAC Sachsen (DEU)	Honda Civic TCR 2018	212.18	4	26:17.128
23	Sebastian Steibel (DEU)	Steibel Motorsport (CZE)	VW Golf GTI TCR 2016	211.76	13	27:10.117
5	Alex Morgan (GBR)	Wolf-Power Racing (DEU)	Renault Megane TCR	208.49	7	27:16.315
99	Maurits Sandberg (NLD)	Racing One	Audi RS 3 LMS	207.69	12	27:38.659
10	Benjamin Leuchter (DEU)	Max Kruse Racing	VW Golf GTI TCR 2018	204.15	11	27:33.859
41	Steve Kirsch (DEU)	Besagroup Racing Team (DEU)	Renault Megane TCR	184.30	2	17:14.522