

ADAC TCR Germany



Result List Race 2

Provisional

Motorsportarena Oschersleben, Length: 3667m

Air temperature: 17.48°C

Track temperature: 18.42°C

Weather condition: Dry

DMSB Reg. Nr.: DMSB 802/18

Sunday, April 15, 2018 10:00:00

started : 27 classified : 19 not classified : 8

Nr.	Drivers	Team	Laps	Total Time	Gap	Kph	Lap	Time	Kph
Cl.	Car	Competitor							
1	7 M.Halder(DEU) Honda Civic TCR 2018	Team Honda ADAC Sachsen ADAC Sachsen e.V.	12	37:56.248		134.6	7	1:33.479	141.2
2	2 P.Fulin(CZE) Cupra Leon TCR	Fullin Race Academy Fullin Race Academy	12	37:56.724	0.476	134.0	7	1:33.477	141.2
3	14 N.Langeveld(NLD) Audi RS 3 LMS TCR	Racing One Racing One	12	37:57.087	0.839	134.2	7	1:33.354	141.4
4	8 L.Engstler(DEU) VW Golf GTI TCR 2018	Liqui Moly Team Engstler LIQUI MOLY Team Engstler	12	37:57.391	1.143	134.0	6	1:33.254	141.5
5	39 F.Thoma(CHE) VW Golf GTI TCR 2018	Team Engstler Europe LIQUI MOLY Team Engstler	12	37:58.610	2.362	134.4	7	1:33.455	141.2
6	22 H.Proczyk(AUT) Opel Astra TCR	HP Racing International HP Racing International	12	38:01.821	5.573	134.5	8	1:33.616	141.0
7	10 B.Leuchter(DEU) VW Golf GTI TCR 2018	Max Kruse Racing Max Kruse Racing	12	38:02.557	6.309	135.6	8	1:32.894	142.1
8	27 T.Coicaud(FRA) VW Golf GTI TCR 2018	Liqui Moly Team Engstler LIQUI MOLY Team Engstler	12	38:09.910	13.662	134.0	8	1:34.029	140.3
9	11 L.Wankmüller(DEU) R Opel Astra TCR	HP Racing International HP Racing International	12	38:11.026	14.778	133.1	6	1:33.397	141.3
10	42 L.Niedertscheider(AUT) Peugeot 308 TCR	Niedertscheider Motorsport Team Niedertscheider Motorsport Team	12	38:14.766	18.518	133.1	8	1:34.298	139.9
11	47 N.Kankkunen(FIN) VW Golf GTI TCR 2018	Team Engstler Europe LIQUI MOLY Team Engstler	12	38:15.013	18.765	133.2	8	1:34.013	140.4
12	19 M.Hesse(DEU) R Audi RS 3 LMS TCR	PROsport Performance Prosport Performance GmbH	12	38:15.354	19.106	134.1	6	1:33.837	140.6
13	29 J.Kuusiniemi(FIN) VW Golf GTI TCR 2018	Positione Motorsport Positione Motorsport	12	38:15.536	19.288	133.8	9	1:34.420	139.8
14	6 O.Holdener(CHE) Cupra Leon TCR	Wolf-Power Racing Wolf-Power Racing	12	38:16.063	19.815	133.5	7	1:34.532	139.6
15	53 M.Halder(DEU) R Cupra Leon TCR	Profi-Car Team Halder Profi-Car Team Halder	12	38:17.059	20.811	134.5	6	1:34.117	140.2
16	30 A.Buri(FIN) Audi RS 3 LMS TCR	LMS Racing LMS Racing	12	38:28.477	32.229	67.3	8	1:33.208	141.6
17	33 J.Reynolds(CHE) Cupra Leon TCR	TOPCAR Sport TOPCAR Sport	12	38:35.659	39.411	131.9	9	1:35.706	137.9
18	44 S.Kaibach(DEU) Audi RS 3 LMS TCR	PROsport Performance Prosport Performance GmbH	12	38:47.851	51.603	130.6	8	1:33.537	141.1
19	5 A.Morgan(GBR) Renault Megane TCR	Wolf-Power Racing Wolf-Power Racing	11	38:55.772	1 LAP	118.2	11	1:35.628	138.0

Not classified

77	J.Häußermann(DEU) R VW Golf GTI TCR 2018	Team Engstler Germany LIQUI MOLY Team Engstler	8	31:54.580	4LAPS	130.7	8	1:34.522	139.6
99	M.Sandberg(NLD) Audi RS 3 LMS TCR	Racing One Racing One	1	3:48.804	11LAPS				
54	S.Reicher(AUT) Audi RS 3 LMS TCR	YACO Racing YACO Racing							
17	J.Preisig(CHE) Opel Astra TCR	Steibel Motorsport AMC-Burgau e.V.							
3	K.Jordan(DEU) VW Golf GTI TCR 2018	Team Engstler Germany LIQUI MOLY Team Engstler							
23	S.Steibel(DEU) VW Golf GTI TCR 2016	Steibel Motorsport AMC-Burgau e.V.							

ver: 1.0

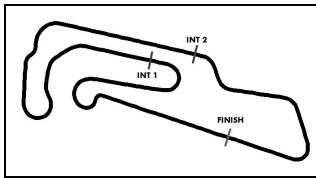
www.adac.de/motorsport

Page 1/ 2 printed: 15.4.2018 10:41



Premium-Serienpartner





ADAC TCR Germany



Result List Race 2

Provisional

DMSB Reg. Nr.: DMSB 802/18

Sunday, April 15, 2018 10:00:00

Motorsportarena Oschersleben, Length: 3667m

Air temperature: 17.48°C

Track temperature: 18.42°C

Weather condition: Dry

started : 27 classified : 19 not classified : 8

Nr. Drivers	Team	Laps	Total Time	Gap	Kph	Lap	Time	Kph
Cl. Car	Competitor							
60 L.Prattes(DEU)	TOPCAR Sport							
R Cupra Leon TCR	TOPCAR Sport							
55 M.Fugel(DEU)	Profi-Car Team Halder							
R Honda Civic TCR 2017	Profi-Car Team Halder							

Did not start

88 D.Fugel(DEU)	Team Honda ADAC Sachsen
Honda Civic TCR 2018	ADAC Sachsen e.V.

Fastest lap of the race. Car 10 driver Benjamin Leuchter on lap 8. Time 1:32.894, average speed 142.1 km/h.

Subject to final scrutineering!

Publication time:

Clerk of the Course: Ralph Bohnhorst

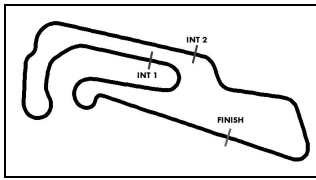
Timekeeper: Steffen Ruhl

ver: 1.0

www.adac.de/motorsport

Page 2/ 2 printed: 15.4.2018 10:41





ADAC TCR Germany

Class Result List Race 2



Provisional

Motorsportarena Oschersleben, Length: 3667m

Air temperature: 17.48°C

Track temperature: 18.42°C

Weather condition: Dry

DMSB Reg. Nr.: DMSB 802/18

Sunday, April 15, 2018 10:00:00

started : 27 classified : 19 not classified : 8

Nr. Drivers	Team	Laps	Total Time	Gap	Kph	Lap	Time	Kph
Car	Competitor							

CLASS: Honda Rookie Challenge

Started: 6		Classified: 3		Not Classified: 3						
1	11	L.Wankmüller(DEU) Opel Astra TCR	HP Racing International HP Racing International	12	38:11.026		133.1	6	1:33.397	141.3
2	19	M.Hesse(DEU) Audi RS 3 LMS TCR	PROsport Performance Prosport Performance GmbH	12	38:15.354	4.328	134.1	6	1:33.837	140.6
3	53	M.Halder(DEU) Cupra Leon TCR	Profi-Car Team Halder Profi-Car Team Halder	12	38:17.059	6.033	134.5	6	1:34.117	140.2
Not classified										
77		J.Häußermann(DEU) VW Golf GTI TCR 2018	Team Engstler Germany LIQUI MOLY Team Engstler	8	31:54.580	4LAPS	130.7	8	1:34.522	139.6
60		L.Prattes(DEU) Cupra Leon TCR	TOPCAR Sport TOPCAR Sport							
55		M.Fugel(DEU) Honda Civic TCR 2017	Profi-Car Team Halder Profi-Car Team Halder							

Fastest lap of the class. Car 11 driver Luke Wankmüller on lap 6. Time 1:33.397, average speed 141.3 km/h.

Subject to final scrutineering!

Publication time:

Clerk of the Course: Ralph Bohnhorst

Timekeeper: Steffen Ruhl

ver: 1.0

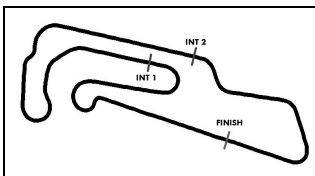
www.adac.de/motorsport

Page 1/ 1 printed: 15.4.2018 10:41



Premium-Serienpartner





ADAC TCR Germany

Lap Chart Race 2

Provisional

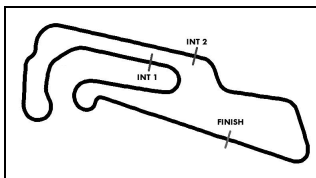


Motorsportarena Oschersleben, Length: 3667 m

Sunday, April 15, 2018 10:00:00

LapCha	1	2	3	4	5	6	7	8	9	10	11	12	13	14	15	16	17	18	19	20	21	22	23	24	25	26	27	28	29	30	31	32	33	34	35	36	37	38	39	40	41	42	43	44	45										
LAP 1	30	.99	2	8	14	7	39	11	22	42	47	27	77	6	29	10	19	33	44	53	5																																		
LAP 2	30	2	8	14	7	39	11	22	42	47	27	77	6	29	10	19	44	33	53	5																																			
LAP 3	30	2	8	14	7	39	22	42	11	27	47	77	6	10	29	19	53	44	33	5																																			
LAP 4	30	2	14	8	7	39	22	42	27	11	47	10	77	19	6	29	53	44	33	5																																			
LAP 5	30	2	14	7	8	39	22	27	42	10	11	19	47	77	6	29	44	53	33	.5																																			
LAP 6	2	14	7	8	39	22	27	10	11	42	19	47	77	6	29	53	.30	33	.44	5'																																			
LAP 7	2	14	7	8	39	22	10	27	11	42	47	19	77	6	29	53	33	30	44	5'																																			
LAP 8	2	14	7	8	39	22	10	27	11	42	47	19	77	6	29	53	33	30	44	5'																																			
LAP 9	2	7	14	8	39	22	10	27	11	42	47	19	29	6	53	33	30	44	5'																																				
LAP 10	2	7	14	8	39	22	10	27	11	42	47	19	29	6	53	33	30	44	5'																																				
LAP 11	2	7	14	8	39	22	10	27	11	42	47	19	29	6	53	30	33	44	5'																																				
LAP 12	7	2	14	8	39	22	10	27	11	42	47	19	29	6	53	30	33	44																																					

.- PITSTOP ' -LAPBEHIND



ADAC TCR Germany



Sector List Race 2

Provisional

Motorsportarena Oschersleben, Length: 3667m

Air temperature: 17.48°C

Track temperature: 18.42°C

Weather condition: Dry

DMSB Reg. Nr.: DMSB 802/18

Sunday, April 15, 2018 10:00:00

Lap	Time	SE1	SP1	SE2	SP2	SE3	SP3	TSP	Lap	Time	SE1	SP1	SE2	SP2	SE3	SP3	TSP
2 Fulin, CZE									theoretical besttime: 1:33.247								
1	19:53.245	41.511	165	37.576	67	18:34.158	0	169	7	1:33.477	33.795	168	32.720	200	26.962	173	210
2	2:20.902	56.774	87	45.461	119	38.667	174	99	8	1:33.611	33.940	168	32.693	200	26.978	173	210
3	1:35.672	34.600	167	33.781	195	27.291	173	208	9	1:33.596	33.881	168	32.662	201	27.053	174	210
4	1:34.625	34.425	168	33.107	199	27.093	173	211	10	1:34.120	34.054	168	32.732	200	27.334	173	211
5	1:34.640	34.705	168	32.762	201	27.173	175	210	11	1:34.063	34.085	169	32.808	202	27.170	176	210
6	1:33.549	33.986	169	32.773	201	26.790	175	211	12	1:35.224	34.992	167	32.893	200	27.339	174	211

3 Jordan, DEU									theoretical besttime:								
1	44.268	167						183									

5 Morgan, GBR									theoretical besttime: 1:35.574								
1	20:19.235	1:09.114	163	46.168	114	18:23.953	89		7	1:36.895	35.119	162	34.020	196	27.756	170	205
2	2:08.118	51.457	158	47.392	149	29.269	168	82	8	1:37.791	36.295	166	33.508	195	27.988	164	148
3	1:40.087	35.991	165	35.125	193	28.971	170	200	9	1:36.255	34.921	163	33.450	196	27.884	168	204
4	1:37.242	35.377	166	34.190	195	27.675	170	201	10	1:36.095	34.977	166	33.239	195	27.879	170	206
5	1:55.220	35.177	162	33.935	196	46.108	55	206	11	1:35.628	34.741	166	33.158	195	27.729	170	206
6	3:13.206	2:10.855	165	34.257	194	28.094	170										

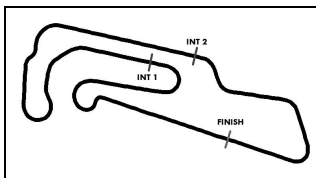
6 Holdener, CHE									theoretical besttime: 1:34.356								
1	20:09.057	46.356	167	42.707	76	18:39.994	100	189	7	1:34.532	34.118	172	33.185	204	27.229	176	215
2	2:11.652	52.279	161	48.181	149	31.192	176	74	8	1:35.204	34.149	172	33.225	204	27.830	174	215
3	1:38.641	35.263	170	34.351	204	29.027	173	213	9	1:35.215	34.746	168	33.275	203	27.194	176	209
4	1:36.634	34.750	171	34.096	201	27.788	175	211	10	1:35.152	34.119	170	33.170	199	27.863	176	216
5	1:35.832	34.580	171	33.808	203	27.444	176	209	11	1:34.817	34.138	171	33.231	203	27.448	176	216
6	1:34.625	34.290	172	33.158	204	27.177	176	216	12	1:34.702	34.068	171	33.111	204	27.523	176	216

7 Halder, DEU									theoretical besttime: 1:32.719								
1	19:57.868	42.833	168	38.159	50	18:36.876	50	179	7	1:33.479	34.108	169	32.717	201	26.654	173	210
2	2:17.854	54.254	106	47.106	151	36.494	172	95	8	1:33.501	33.933	166	32.659	201	26.909	173	212
3	1:35.424	34.424	168	33.932	195	27.068	174	209	9	1:33.852	33.987	170	32.582	201	27.283	170	211
4	1:35.198	34.034	170	33.488	200	27.676	175	212	10	1:33.572	33.836	169	32.265	200	27.471	172	209
5	1:33.828	34.298	166	32.843	200	26.687	173	215	11	1:33.790	33.800	169	32.802	200	27.188	172	210
6	1:33.506	33.816	169	32.784	201	26.906	173	212	12	1:34.376	34.303	166	32.729	198	27.344	171	211

8 Engstler, DEU									theoretical besttime: 1:33.197								
1	19:54.466	41.649	165	38.006	57	18:34.811	0	170	7	1:33.465	33.869	169	32.723	202	26.873	174	214
2	2:20.436	56.017	86	46.406	138	38.013	174	97	8	1:33.527	33.898	170	32.690	201	26.939	175	213
3	1:35.343	34.148	170	33.817	197	27.378	175	212	9	1:33.525	33.879	170	32.634	202	27.012	173	213
4	1:35.886	34.243	169	33.450	200	28.193	176	213	10	1:34.651	34.801	167	32.743	201	27.107	175	201
5	1:34.880	34.625	166	33.361	201	26.894	174	214	11	1:33.793	33.895	169	32.866	201	27.032	175	213
6	1:33.254	33.782	169	32.691	201	26.781	175	212	12	1:34.165	34.072	169	32.795	202	27.298	171	213

10 Leuchter, DEU									theoretical besttime: 1:32.844								
1	20:12.261	47.256	170	49.657	81	18:35.348	88	192	7	1:33.163	33.798	171	32.641	200	26.724	176	213
2	2:09.297	51.972	145	47.636	139	29.689	175	74	8	1:32.894	33.628	170	32.552	200	26.714	176	212
3	1:37.823	35.165	170	34.500	200	28.158	175	213	9	1:33.280	33.898	170	32.516	200	26.866	176	212
4	1:34.808	34.139	171	33.095	204	27.574	176	213	10	1:33.302	33.794	170	32.533	200	26.975	176	212
5	1:34.755	33.903	170	33.254	201	27.598	176	213	11	1:33.680	33.962	170	32.681	200	27.037	177	215
6	1:33.238	33.663	170	32.502	201	27.073	176	214	12	1:34.056	33.988	170	32.792	200	27.276	163	213

11 Wankmüller, DEU									theoretical besttime: 1:33.397								
1	20:00.718	43.929	168	40.534	54	18:36.255	61	171	7	1:33.984	33.734	169	32.958	201	27.292	173	213
2	2:17.311	53.194	106	46.980	140	37.137	173	88	8	1:34.016	33.822	170	32.842	201	27.352	175	213
3	1:38.537	35.497	170	35.190	198	27.850	175	211	9	1:34.532	33.971	169	33.079	199	27.482	173	213
4	1:36.617	34.738	169	34.534	201	27.345	174	211	10	1:35.268	33.996	170	33.176	190	28.096	172	213
5	1:36.633	34.249	170	33.809	198	28.575	173	207	11	1:34.706	34.201	170	33.038	200	27.467	173	212
6	1:33.397	33.685	169	32.742	200	26.970	174	213	12	1:35.307	34.258	170	33.449	201	27.600	173	212



ADAC TCR Germany



Sector List Race 2

Provisional

Motorsportarena Oschersleben, Length: 3667m

Air temperature: 17.48°C

Track temperature: 18.42°C

Weather condition: Dry

DMSB Reg. Nr.: DMSB 802/18

Sunday, April 15, 2018 10:00:00

Lap	Time	SE1	SP1	SE2	SP2	SE3	SP3	TSP	Lap	Time	SE1	SP1	SE2	SP2	SE3	SP3	TSP
14 Langeveld, NLD									theoretical besttime: 1:33.345								
1	19:55.725	41.989	171	38.496	51	18:35.240	0	175	7	1:33.354	33.992	171	32.497	201	26.865	175	213
2	2:19.689	55.505	93	46.333	129	37.851	175	105	8	1:33.501	34.027	169	32.518	203	26.956	174	213
3	1:35.232	34.368	170	33.503	198	27.361	175	216	9	1:34.463	34.050	170	32.572	202	27.841	168	213
4	1:35.083	34.170	172	33.278	202	27.635	175	216	10	1:34.211	34.462	170	32.655	201	27.094	174	208
5	1:33.938	33.991	171	32.965	203	26.982	175	213	11	1:33.828	34.045	170	32.692	202	27.091	174	214
6	1:33.771	33.983	171	32.719	202	27.069	175	214	12	1:34.292	34.173	170	32.829	202	27.290	174	214

17 Preisig, CHE									theoretical besttime:								
1	45.849	169						177									

19 Hesse, DEU									theoretical besttime: 1:33.266								
1	20:12.946	47.500	171	52.695	77	18:32.751	83	188	7	1:35.351	34.313	172	33.154	201	27.884	175	216
2	2:08.983	52.692	132	47.212	122	29.079	175	73	8	1:34.266	34.189	172	32.900	204	27.177	176	208
3	1:37.720	35.113	171	34.523	201	28.084	178	203	9	1:34.996	34.120	171	33.531	204	27.345	176	217
4	1:36.255	35.028	173	33.735	204	27.492	174	210	10	1:36.582	34.112	172	33.848	203	28.622	175	217
5	1:34.120	33.943	172	32.594	206	27.583	173	211	11	1:35.074	34.469	171	32.946	203	27.659	175	216
6	1:33.837	33.848	173	33.165	202	26.824	176	214	12	1:35.224	34.093	171	32.935	203	28.196	174	214

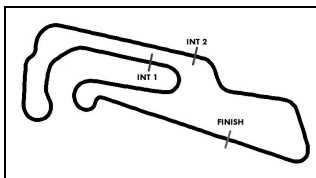
22 Proczyk, AUT									theoretical besttime: 1:33.442								
1	20:02.940	44.290	164	41.877	63	18:36.773	73	174	7	1:33.677	33.860	170	32.817	199	27.000	174	210
2	2:15.302	52.219	84	47.110	160	35.973	174	92	8	1:33.616	33.988	168	32.682	200	26.946	174	211
3	1:36.718	35.115	169	34.332	196	27.271	175	213	9	1:33.855	33.917	169	32.780	201	27.158	175	212
4	1:35.061	34.165	168	33.665	197	27.231	174	213	10	1:34.066	33.950	170	32.880	198	27.236	175	213
5	1:34.107	33.946	170	32.947	201	27.214	174	212	11	1:33.742	33.895	170	32.636	203	27.211	174	213
6	1:34.580	34.101	168	33.215	198	27.264	174	212	12	1:34.157	34.071	169	32.889	201	27.197	174	213

23 Steibel, DEU									theoretical besttime:								
1	46.493	165	59.891	66				191									

27 Coicaud, FRA									theoretical besttime: 1:33.926								
1	20:06.508	45.235	167	42.012	79	18:39.261	69	188	7	1:34.770	34.655	169	32.928	198	27.187	173	208
2	2:13.518	51.645	110	47.541	168	34.332	171	79	8	1:34.029	34.061	169	32.805	197	27.163	172	209
3	1:37.278	35.113	166	34.321	194	27.844	171	206	9	1:34.290	34.174	168	32.735	197	27.381	172	207
4	1:35.728	34.420	166	33.862	196	27.446	172	206	10	1:34.824	34.338	166	32.936	196	27.550	172	208
5	1:34.871	34.185	167	33.451	196	27.235	171	210	11	1:34.926	34.407	167	33.044	196	27.475	172	207
6	1:34.038	34.089	168	32.702	197	27.247	172	206	12	1:35.130	34.546	168	33.042	196	27.542	171	207

29 Kuusiniemi, FIN									theoretical besttime: 1:33.961								
1	20:10.662	47.068	170	52.007	76	18:31.587	95	193	7	1:34.504	34.123	171	33.070	203	27.311	175	214
2	2:10.433	52.247	157	48.044	138	30.142	175	75	8	1:34.819	34.166	170	33.048	203	27.605	172	214
3	1:38.451	35.181	170	34.797	201	28.473	176	214	9	1:34.420	34.317	169	32.855	201	27.248	174	211
4	1:36.882	34.933	170	34.200	200	27.749	175	205	10	1:35.040	34.327	169	32.910	200	27.803	174	213
5	1:35.751	34.580	170	33.729	202	27.442	175	213	11	1:34.687	34.323	171	32.871	202	27.493	175	213
6	1:34.692	34.349	170	33.316	203	27.027	175	213	12	1:35.195	34.466	171	32.811	201	27.918	173	213

30 Buri, FIN									theoretical besttime: 1:33.186								
1	2:32.697	41.147	168	36.104	71	1:15.446	16	172	7	1:51.784	51.898	169	32.981	201	26.905	175	
2	19:41.035	18:12.002	139	49.082	96	39.951	174	116	8	1:33.208	33.911	170	32.526	202	26.771	175	213
3	1:35.785	34.694	168	33.640	200	27.451	174	211	9	1:33.564	33.982	170	32.581	201	27.001	175	214
4	1:34.393	34.388	169	32.998	201	27.007	175	212	10	1:33.612	34.030	170	32.542	202	27.040	176	214
5	1:34.668	34.838	170	32.802	201	27.028	175	194	11	1:33.846	33.921	171	32.895	200	27.030	175	215
6	1:50.232	33.975	170	32.742	201	43.515	59	212	12	1:33.653	34.097	170	32.504	201	27.052	174	213



ADAC TCR Germany



Sector List Race 2

Provisional

Motorsportarena Oschersleben, Length: 3667m

Air temperature: 17.48°C

Track temperature: 18.42°C

Weather condition: Dry

DMSB Reg. Nr.: DMSB 802/18

Sunday, April 15, 2018 10:00:00

Lap	Time	SE1	SP1	SE2	SP2	SE3	SP3	TSP	Lap	Time	SE1	SP1	SE2	SP2	SE3	SP3	TSP
33	Reynolds, CHE								theoretical besttime: 1:35.092								
1	20:15.546	48.878	169	56.672	72	18:29.996	101	191	7	1:36.018	34.840	168	33.803	199	27.375	172	210
2	2:10.521	51.226	115	47.546	138	31.749	158	73	8	1:35.896	34.834	165	33.686	198	27.376	173	210
3	1:41.083	36.271	168	35.080	196	29.732	171	204	9	1:35.706	34.504	168	33.421	197	27.781	172	210
4	1:36.409	34.915	169	34.108	196	27.386	173	209	10	1:36.513	34.799	168	33.640	197	28.074	173	209
5	1:35.870	34.461	168	33.911	197	27.498	174	211	11	1:36.457	34.595	169	34.060	194	27.802	174	210
6	1:35.857	34.748	167	33.838	198	27.271	174	211	12	1:39.783	34.400	170	36.311	165	29.072	173	211

39	Thoma, CHE								theoretical besttime: 1:33.178								
1	19:58.532	43.212	168	38.922	48	18:36.398	59	180	7	1:33.455	33.924	171	32.637	201	26.894	174	213
2	2:17.695	54.243	115	47.132	157	36.320	174	96	8	1:33.643	33.999	169	32.615	201	27.029	175	212
3	1:35.755	34.443	170	34.200	199	27.112	175	213	9	1:33.650	34.019	170	32.619	200	27.012	174	213
4	1:34.954	33.983	171	33.950	200	27.021	175	212	10	1:34.418	34.323	169	32.769	201	27.326	174	213
5	1:34.531	34.005	171	33.390	202	27.136	175	213	11	1:34.547	34.159	169	32.913	200	27.475	174	213
6	1:33.503	33.832	170	32.940	201	26.731	175	214	12	1:33.927	34.013	169	32.738	200	27.176	173	211

42	Niedertscheider, AUT								theoretical besttime: 1:34.221								
1	20:04.044	44.483	173	58.027	77	18:21.534	66	172	7	1:34.876	34.339	172	32.997	202	27.540	175	214
2	2:14.753	52.012	104	47.068	159	35.673	175	92	8	1:34.298	34.342	170	32.806	202	27.150	174	213
3	1:37.311	34.927	169	34.854	194	27.530	175	215	9	1:34.982	34.500	170	33.234	202	27.248	174	213
4	1:36.043	35.021	169	33.544	202	27.478	175	213	10	1:35.691	34.645	165	33.345	201	27.701	175	213
5	1:36.033	34.594	171	34.154	198	27.285	175	213	11	1:35.259	34.438	169	33.227	202	27.594	174	213
6	1:35.348	34.739	170	33.533	204	27.076	175	215	12	1:36.128	34.557	169	33.383	200	28.188	172	212

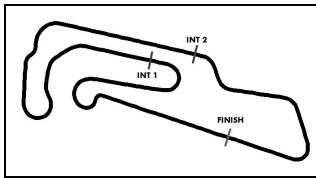
44	Kaibach, DEU								theoretical besttime: 1:33.119								
1	20:16.393	52.805	167	56.155	70	18:27.433	91	183	7	1:52.958	53.195	167	33.012	200	26.751	175	
2	2:08.656	51.160	120	48.537	148	28.959	172	72	8	1:33.537	33.761	170	32.933	202	26.843	173	213
3	1:38.984	35.254	166	34.888	193	28.842	174	210	9	1:34.418	34.124	168	32.675	201	27.619	172	211
4	1:35.358	34.405	170	34.066	200	26.887	177	213	10	1:34.313	34.172	169	32.690	198	27.451	173	209
5	1:33.818	33.992	169	33.143	202	26.683	176	217	11	1:34.143	34.075	170	32.682	201	27.386	175	211
6	1:51.022	33.856	170	33.240	204	43.926	59	216	12	1:34.251	34.078	168	32.723	200	27.450	172	213

47	Kankkunen, FIN								theoretical besttime: 1:33.999								
1	20:05.255	45.004	168	53.199	79	18:27.052	66	175	7	1:34.379	34.091	170	32.804	200	27.484	173	212
2	2:14.311	52.376	118	46.676	160	35.259	173	90	8	1:34.013	34.105	170	32.790	201	27.118	175	213
3	1:38.448	34.736	170	35.517	199	28.195	175	210	9	1:35.041	34.310	168	33.483	201	27.248	174	213
4	1:35.648	34.343	170	33.752	198	27.553	175	213	10	1:36.500	34.306	168	33.719	196	28.475	173	213
5	1:36.413	34.601	169	33.382	201	28.430	173	214	11	1:34.876	34.597	169	32.816	201	27.463	173	211
6	1:34.572	34.304	170	33.149	201	27.119	175	207	12	1:35.557	34.216	169	33.032	200	28.309	172	211

53	Halder, DEU								theoretical besttime: 1:33.953								
1	20:17.536	53.774	169	57.268	71	18:26.494	101	187	7	1:34.525	34.108	172	33.270	202	27.147	174	214
2	2:08.580	51.255	112	47.710	135	29.615	174	77	8	1:34.235	34.081	171	33.013	203	27.141	173	213
3	1:37.359	34.895	168	34.628	199	27.836	175	209	9	1:35.091	34.379	172	33.594	200	27.118	176	214
4	1:35.552	34.219	172	34.023	200	27.310	175	213	10	1:34.876	34.045	171	33.031	195	27.800	175	215
5	1:35.176	34.175	171	33.860	202	27.141	176	213	11	1:34.903	34.290	170	33.219	202	27.394	175	216
6	1:34.117	34.037	171	33.177	203	26.903	176	215	12	1:35.109	34.492	171	33.225	202	27.392	174	216

54	Reicher, AUT								theoretical besttime:							
1	42.628		168					175								

55	Fugel, DEU								theoretical besttime:							
1	45.352		168					196								



ADAC TCR Germany



Sector List Race 2

Provisional

Motorsportarena Oschersleben, Length: 3667m

Air temperature: 17.48°C

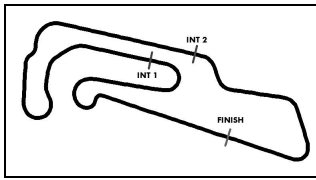
Track temperature: 18.42°C

Weather condition: Dry

DMSB Reg. Nr.: DMSB 802/18

Sunday, April 15, 2018 10:00:00

Lap	Time	SE1	SP1	SE2	SP2	SE3	SP3	TSP	Lap	Time	SE1	SP1	SE2	SP2	SE3	SP3	TSP
60	Prattes, DEU								theoretical besttime:								
1		46.743	167	57.096	76			194									
77	Häußermann, DEU								theoretical besttime: 1:34.031								
1	20:07.705	45.624	164	48.224	93	18:33.857	71	183	6	1:35.264	35.061	169	33.159	201	27.044	174	192
2	2:12.456	51.805	110	47.634	160	33.017	175	78	7	1:34.699	34.568	171	32.979	201	27.152	173	212
3	1:38.319	35.487	170	34.350	201	28.482	175	208	8	1:34.522	34.458	170	32.859	199	27.205	173	212
4	1:36.055	34.382	171	33.531	201	28.142	175	211	9		34.437	170	37.639	175			211
5	1:35.560	34.128	172	33.394	201	28.038	169	214									
99	Sandberg, NLD								theoretical besttime:								
1	3:48.804	48.369	169	1:38.885	80	1:21.550	15	188									



ADAC TCR Germany

Top speed list Race 2

Provisional



Motorsportarena Oschersleben, Length: 3667m

Air temperature: 17.48°C

Track temperature: 18.42°C

Weather condition: Dry

DMSB Reg. Nr.: DMSB 802/18

Sunday, April 15, 2018 10:00:00

#	Name (NAT)	Team	Car name	Speed	Lap	Race time
44	Sandro Kaibach (DEU)	PROsport Performance	Audi RS 3 LMS TCR	217.30	5	6:53.501
19	Max Hesse (DEU)	PROsport Performance	Audi RS 3 LMS TCR	217.30	9	13:07.597
6	Oliver Holdener (CHE)	Wolf-Power Racing	Cupra Leon TCR	216.43	11	16:20.664
14	Niels Langeveld (NLD)	Racing One	Audi RS 3 LMS TCR	216.00	3	3:29.567
53	Michelle Halder (DEU)	Profi-Car Team Halder	Cupra Leon TCR	216.00	11	16:21.194
42	Lukas Niedertscheider (AUT)	Niedertscheider Motorsport Team	Peugeot 308 TCR	215.13	3	3:32.967
7	Mike Halder (DEU)	Team Honda ADAC Sachsen	Honda Civic TCR 2018	215.13	5	6:40.497
10	Benjamin Leuchter (DEU)	Max Kruse Racing	VW Golf GTI TCR 2018	215.13	11	16:09.024
30	Antti Buri (FIN)	LMS Racing	Audi RS 3 LMS TCR	215.13	11	16:35.126
8	Luca Engstler (DEU)	Liqui Moly Team Engstler	VW Golf GTI TCR 2018	214.71	5	6:40.275
47	Niko Kankkunen (FIN)	Team Engstler Europe	VW Golf GTI TCR 2018	214.71	5	6:47.805
77	Justin Häußermann (DEU)	Team Engstler Germany	VW Golf GTI TCR 2018	214.71	5	6:48.675
39	Florian Thoma (CHE)	Team Engstler Europe	VW Golf GTI TCR 2018	214.71	6	8:15.629
29	Jussi Kuusiniemi (FIN)	Positione Motorsport	VW Golf GTI TCR 2018	214.28	3	3:35.261
11	Luke Wankmüller (DEU)	HP Racing International	Opel Astra TCR	213.86	9	13:05.392
22	Harald Proczyk (AUT)	HP Racing International	Opel Astra TCR	213.86	11	16:08.110
33	J.C. Reynolds (CHE)	TOPCAR Sport	Cupra Leon TCR	211.76	5	6:57.789
2	Petr Fulín (CZE)	Fullin Race Academy	Cupra Leon TCR	211.35	4	5:04.054
27	Theo Coicaud (FRA)	Liqui Moly Team Engstler	VW Golf GTI TCR 2018	210.11	5	6:47.298
5	Alex Morgan (GBR)	Wolf-Power Racing	Renault Megane TCR	206.89	5	6:59.007
55	Marcel Fugel (DEU)	Profi-Car Team Halder	Honda Civic TCR 2017	196.36	1	14.591
60	Loris Prattes (DEU)	TOPCAR Sport	Cupra Leon TCR	194.59	1	15.796
23	Sebastian Steibel (DEU)	Steibel Motorsport	VW Golf GTI TCR 2016	191.15	1	14.741
99	Maurits Sandberg (NLD)	Racing One	Audi RS 3 LMS TCR	188.48	1	16.942
3	Kai Jordan (DEU)	Team Engstler Germany	VW Golf GTI TCR 2018	183.05	1	13.321
17	Jasmin Preisig (CHE)	Steibel Motorsport	Opel Astra TCR	177.63	1	13.656
54	Simon Reicher (AUT)	YACO Racing	Audi RS 3 LMS TCR	175.04	1	12.026