

ADAC TCR Germany

Result List Free Practice 2



Provisional

Motorsportarena Oschersleben, Length: 3667m

Air temperature: 20.78°C

Track temperature: 20.22°C

Weather condition: Wet

DMSB Reg. Nr.: DMSB 802/18

Friday, April 13, 2018 15:40:00

started : 29 classified : 29 not classified : 0

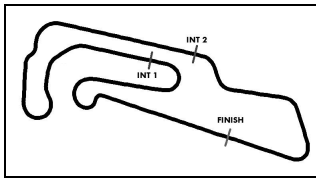
Nr.	Drivers	Team	Lap	Best Time	Gap	Diff	Kph	Day Time
Cl.	Car	Competitor						
1	7 M.Halder(DEU) Honda Civic TCR 2018	Team Honda ADAC Sachsen(DEU) ADAC Sachsen e.V.	4	1:32.488			142.7	16:00:37
2	39 F.Thoma(CHE) VW Golf GTI TCR 2018	Team Engstler Europe(DEU) LIQUI MOLY Team Engstler	7	1:33.561	1.073	1.073	141.0	16:00:53
3	60 L.Prattes(DEU) R Cupra Leon TCR	TOPCAR Sport TOPCAR Sport	4	1:33.704	1.216	0.143	140.8	15:46:57
4	10 B.Leuchter(DEU) VW Golf GTI TCR 2018	Max Kruse Racing Max Kruse Racing	3	1:33.725	1.237	0.021	140.8	15:46:21
5	22 H.Proczyk(AUT) Opel Astra TCR	HP Racing International HP Racing International	8	1:33.764	1.276	0.039	140.7	16:00:59
6	88 D.Fugel(DEU) Honda Civic TCR 2018	Team Honda ADAC Sachsen(DEU) ADAC Sachsen e.V.	7	1:33.862	1.374	0.098	140.6	16:01:14
7	2 P.Fulin(CZE) Cupra Leon TCR	Fullin Race Academy(CZE) Fullin Race Academy	7	1:33.865	1.377	0.003	140.6	16:01:04
8	44 S.Kaibach(DEU) Audi RS 3 LMS TCR	PROsport Performance(DEU) Prosport Performance GmbH	4	1:33.867	1.379	0.002	140.6	15:47:05
9	42 L.Niedertscheider(AUT)/ Peugeot 308 TCR	Niedertscheider Motorsport Team(AUT) Niedertscheider Motorsport Team	4	1:33.995	1.507	0.128	140.4	15:47:08
10	8 L.Engstler(DEU) VW Golf GTI TCR 2018	Liqui Moly Team Engstler(DEU) LIQUI MOLY Team Engstler	6	1:33.999	1.511	0.004	140.4	15:59:14
11	27 T.Coicaud(FRA) VW Golf GTI TCR 2018	Liqui Moly Team Engstler(DEU) LIQUI MOLY Team Engstler	5	1:34.078	1.590	0.079	140.3	15:59:15
12	47 N.Kankkunen(FIN) VW Golf GTI TCR 2018	Team Engstler Europe(DEU) LIQUI MOLY Team Engstler	6	1:34.144	1.656	0.066	140.2	16:00:57
13	14 N.Langeveld(NLD) Audi RS 3 LMS TCR	Racing One Racing One	8	1:34.163	1.675	0.019	140.1	16:00:42
14	30 A.Buri(FIN) Audi RS 3 LMS TCR	LMS Racing(FIN) LMS Racing	6	1:34.381	1.893	0.218	139.8	16:00:43
15	23 S.Steibel(DEU) VW Golf GTI TCR 2016	Steibel Motorsport(DEU) AMC-Burgau e.V.	4	1:34.462	1.974	0.081	139.7	15:46:47
16	3 K.Jordan(DEU) VW Golf GTI TCR 2018	Team Engstler Germany(DEU) LIQUI MOLY Team Engstler	6	1:34.488	2.000	0.026	139.7	16:00:44
17	29 J.Kuusiniemi(FIN) VW Golf GTI TCR 2018	Positione Motorsport Positione Motorsport	6	1:34.494	2.006	0.006	139.7	16:00:46
18	11 L.Wankmüller(DEU) R Opel Astra TCR	HP Racing International HP Racing International	8	1:34.513	2.025	0.019	139.6	16:01:11
19	77 J.Häußermann(DEU) R VW Golf GTI TCR 2018	Team Engstler Germany(DEU) LIQUI MOLY Team Engstler	5	1:34.603	2.115	0.090	139.5	16:00:37
20	6 O.Holdener(CHE) Cupra Leon TCR	Wolf-Power Racing(DEU) Wolf-Power Racing	8	1:34.772	2.284	0.169	139.2	16:01:09
21	55 M.Fugel(DEU) R Honda Civic TCR 2017	Profi-Car Team Halder Profi-Car Team Halder	6	1:34.832	2.344	0.060	139.2	16:00:40
22	54 S.Reicher(AUT) Audi RS 3 LMS TCR	YACO Racing(DEU) YACO Racing	7	1:35.275	2.787	0.443	138.5	15:59:06
23	99 M.Sandberg(NLD) Audi RS 3 LMS TCR	Racing One Racing One	8	1:35.316	2.828	0.041	138.4	16:01:21
24	53 M.Halder(DEU) R Cupra Leon TCR	Profi-Car Team Halder Profi-Car Team Halder	4	1:35.503	3.015	0.187	138.2	15:47:43
25	41 S.Kirsch(DEU) Renault Megane TCR	Besagroup Racing Team(DEU) ADAC Sachsen e.V.	5	1:35.916	3.428	0.413	137.6	16:01:19
26	17 J.Preisig(CHE) Opel Astra TCR	Steibel Motorsport(DEU) AMC-Burgau e.V.	7	1:36.493	4.005	0.577	136.8	16:00:48

ver: 1.0

www.adac.de/motorsport

Page 1/ 2 printed: 13.4.2018 16:05





ADAC TCR Germany

Result List Free Practice 2



Provisional

Motorsportarena Oschersleben, Length: 3667m

Air temperature: 20.78°C

Track temperature: 20.22°C

Weather condition: Wet

DMSB Reg. Nr.: DMSB 802/18

Friday, April 13, 2018 15:40:00

started : 29 classified : 29 not classified : 0

Nr.	Drivers	Team	Lap	Best Time	Gap	Diff	Kph	Day Time
Cl.	Car	Competitor						
27	33 J.Reynolds(CHE) Cupra Leon TCR	TOPCAR Sport TOPCAR Sport	7	1:37.342	4.854	0.849	135.6	16:01:27
28	5 A.Morgan(GBR) Renault Megane TCR	Wolf-Power Racing(DEU) Wolf-Power Racing	3	1:37.613	5.125	0.271	135.2	15:46:20
29	19 M.Hesse(DEU) R Audi RS 3 LMS TCR	PROsport Performance(DEU) Prosport Performance GmbH	3	1:38.533	6.045	0.920	133.9	15:45:43

Subject to final scrutineering!

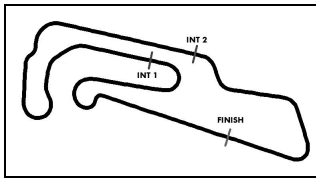
Publication time:	Clerk of the Course: Ralph Bohnhorst	Timekeeper: Steffen Ruhl
-------------------	--------------------------------------	--------------------------

ver: 1.0

www.adac.de/motorsport

Page 2/ 2 printed: 13.4.2018 16:05





ADAC TCR Germany

Sector List Free Practice 2



Provisional

Motorsportarena Oschersleben, Length: 3667m

Air temperature: 20.78°C

Track temperature: 20.22°C

Weather condition: Wet

DMSB Reg. Nr.: DMSB 802/18

Friday, April 13, 2018 15:40:00

Lap	Time	SE1	SP1	SE2	SP2	SE3	SP3	TSP	Lap	Time	SE1	SP1	SE2	SP2	SE3	SP3	TSP
2 Fulin, CZE									theoretical besttime: 1:33.722								
1	3:12.394	1:54.557	118	43.339	128	34.498	169		5	9:25.727	8:22.965	162	34.066	193	28.696	174	
2	1:36.183	35.017	168	33.835	199	27.331	175	209	6	1:34.240	34.348	168	32.878	198	27.014	174	211
3	1:34.248	34.095	170	33.017	200	27.136	173	213	7	1:33.865	34.006	169	32.702	197	27.157	174	213
4	2:06.690	34.341	171	32.891	200	59.458	36	213									

3 Jordan, DEU									theoretical besttime: 1:34.488								
1	2:29.226	1:20.001	138	38.025	186	31.200	171		4	11:24.353	10:20.911	166	35.538	193	27.904	171	
2	1:42.153	36.625	165	35.819	147	29.709	167	192	5	1:35.512	34.658	169	33.278	197	27.576	173	211
3	1:58.454	35.744	167	35.032	188	47.678	59	201	6	1:34.488	34.413	170	32.840	199	27.235	173	213

5 Morgan, GBR									theoretical besttime: 1:37.613								
1	2:32.172	1:22.897	160	37.249	189	32.026	169		3	1:37.613	35.451	165	33.900	190	28.262	168	206
2	2:09.913	1:05.452	156	35.914	189	28.547	169	207	4		36.969	155					170

6 Holdener, CHE									theoretical besttime: 1:34.772								
1	2:39.708	1:26.381	137	41.011	148	32.316	162		5	2:51.314	46.807	120	57.560	80	1:06.947	39	126
2	1:48.471	39.974	132	38.270	180	30.227	171	183	6	7:22.862	6:17.092	161	36.465	166	29.305	173	
3	1:38.915	35.892	168	33.788	200	29.235	172	210	7	1:37.108	36.138	170	33.271	201	27.699	175	213
4	1:35.615	34.730	169	33.333	199	27.552	149	212	8	1:34.772	34.385	170	33.107	200	27.280	175	215

7 Halder, DEU									theoretical besttime: 1:32.488								
1	10:09.170	7:57.150	74	1:08.338	73	1:03.682	54		3	1:35.607	34.694	169	33.023	196	27.890	171	211
2	7:19.643	6:15.193	158	34.860	190	29.590	173		4	1:32.488	33.679	169	32.170	197	26.639	172	210

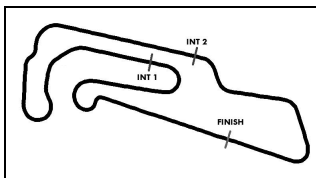
8 Engstler, DEU									theoretical besttime: 1:33.606								
1	1:56.831	50.830	149	37.169	156	28.832	157		5	7:19.004	6:17.505	165	34.377	200	27.122	174	
2	2:01.452	36.247	157	33.947	175	51.258	52	197	6	1:33.999	34.576	171	32.564	200	26.859	175	215
3	3:28.483	2:27.403	163	33.762	175	27.318	174		7	1:57.316	34.183	171	33.267	201	49.866	49	216
4	2:54.000	42.051	77	1:06.158	73	1:05.791	48	213									

10 Leuchter, DEU									theoretical besttime: 1:33.725								
1	3:04.446	1:45.931	112	45.251	120	33.264	150		4	2:05.935	35.464	171	32.619	198	57.852	36	204
2	1:42.170	39.679	134	34.509	197	27.982	174	180	5	9:58.486	8:54.596	160	36.400	183	27.490	174	
3	1:33.725	34.115	170	32.577	198	27.033	175	211	6	1:59.287	34.278	170	33.812	163	51.197	54	212

11 Wankmüller, DEU									theoretical besttime: 1:34.513								
1	2:26.994	1:15.868	151	39.155	163	31.971	170		5	2:57.515	50.174	77	1:03.420	76	1:03.921	43	207
2	1:42.667	37.014	160	35.946	192	29.707	169	194	6	7:33.679	6:26.953	162	33.995	195	32.731	171	
3	1:43.856	37.467	134	36.730	181	29.659	169	191	7	1:35.301	34.531	168	33.086	197	27.684	170	211
4	1:36.461	35.419	168	33.714	196	27.328	173	208	8	1:34.513	34.158	169	33.038	196	27.317	172	211

14 Langeveld, NLD									theoretical besttime: 1:33.617								
1	2:28.323	1:17.969	128	38.813	157	31.541	173		5	2:55.897	48.428	77	1:00.879	78	1:06.590	41	175
2	1:45.515	36.702	167	36.301	146	32.512	146	204	6	6:55.437	5:53.630	166	34.456	192	27.351	173	
3	1:44.222	40.499	145	35.476	193	28.247	173	154	7	1:40.592	39.176	168	32.746	201	28.670	173	214
4	1:37.616	34.104	171	34.464	113	29.048	174	213	8	1:34.163	34.001	171	33.292	199	26.870	174	215

17 Preisig, CHE									theoretical besttime: 1:36.001								
1	2:25.802	57.931	137	38.856	177	49.015	55		5	9:00.946	7:56.273	159	36.446	196	28.227	171	
2	2:22.037	1:14.374	151	37.078	190	30.585	154		6	1:37.270	36.018	169	33.668	198	27.584	172	206
3	1:39.953	37.241	168	34.399	197	28.313	171	162	7	1:36.493	35.174	168	33.688	198	27.631	171	214
4	2:05.248	34.749	171	34.560	189	55.939	40	213									



ADAC TCR Germany

Sector List Free Practice 2



Provisional

DMSB Reg. Nr.: DMSB 802/18

Motorsportarena Oschersleben, Length: 3667m

Air temperature: 20.78°C

Track temperature: 20.22°C

Weather condition: Wet

Friday, April 13, 2018 15:40:00

Lap	Time	SE1	SP1	SE2	SP2	SE3	SP3	TSP	Lap	Time	SE1	SP1	SE2	SP2	SE3	SP3	TSP
19	Hesse, DEU								theoretical besttime: 1:38.106								
1	2:19.097	1:03.086	112	43.234	115	32.777	156		4	2:24.655	49.911	111	43.244	128	51.500	57	125
2	1:44.788	38.152	131	38.215	172	28.421	171	189	5	9:35.609	8:32.276	167	35.821	197	27.512	172	
3	1:38.533	36.002	167	34.592	197	27.939	137	206	6	2:10.505	37.133	123	42.887	131	50.485	57	213

22	Proczyk, AUT								theoretical besttime: 1:33.764								
1	2:25.302	1:13.932	159	38.447	148	32.923	169		5	2:51.466	41.884	85	1:03.489	74	1:06.093	39	211
2	1:42.989	37.521	162	35.911	178	29.557		206	6	7:34.122	6:30.454	167	34.908	147	28.760	171	
3	1:38.708	36.093	165	34.681	197	27.934	171	203	7	1:37.605	34.440	168	34.679	196	28.486	172	211
4	1:35.238	34.488	169	33.276	194	27.474	173	209	8	1:33.764	34.109	169	32.657	198	26.998	172	212

23	Steibel, DEU								theoretical besttime: 1:34.462								
1	1:57.869	51.792	144	36.963	159	29.114	159		5	2:17.158	34.201	168	44.663	84	58.294	55	208
2	1:38.413	36.045	167	34.280	191	28.088	171	191	6	8:30.909	7:26.305	162	36.481	175	28.123	172	
3	1:35.672	34.890	167	33.397	193	27.385	172	208	7	1:38.009	35.992	167	33.892	159	28.125	172	210
4	1:34.462	34.156	169	32.962	196	27.344	172	208	8	1:35.532	34.230	170	33.733	197	27.569	172	211

27	Coicaud, FRA								theoretical besttime: 1:33.883								
1	2:02.073	55.860	164	35.862	194	30.351	171		4	12:02.993	10:59.912	163	35.507	183	27.574	173	
2	1:37.892	35.405	168	34.757	196	27.730	172	208	5	1:34.078	34.589	169	32.632	199	26.857	173	213
3	1:57.765	34.447	169	33.185	197	50.133	48	210	6	1:35.957	34.394	170	32.712	200	28.851	172	213

29	Kuusiniemi, FIN								theoretical besttime: 1:34.494								
1	2:20.896	1:10.971	163	40.132	172	29.793	167		4	6:52.776	5:48.503	167	36.235	173	28.038	173	
2	1:59.789	36.916	166	35.542	195	47.331	54	197	5	1:35.165	34.656	172	33.164	200	27.345	173	213
3	6:22.852	4:20.103	77	59.780	77	1:02.969	44		6	1:34.494	34.583	169	32.920	199	26.991	173	213

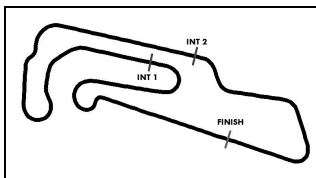
30	Buri, FIN								theoretical besttime: 1:34.381								
1	2:42.216	1:31.713	116	39.618	141	30.885	150		4	11:00.741	9:58.337	169	34.759	200	27.645	173	
2	1:50.795	41.020	166	38.137	153	31.638	158	122	5	1:36.140	35.046	170	32.753	200	28.341	175	213
3	1:58.724	38.349	151	35.185	169	45.190	60	153	6	1:34.381	34.534	170	32.687	201	27.160	173	216

33	Reynolds, CHE								theoretical besttime: 1:37.302								
1	2:24.769	1:09.609	153	41.983	163	33.177	155		5	9:18.081	8:11.816	141	36.934	195	29.331	171	
2	1:56.297	44.083	135	40.230	180	31.984	167	182	6	1:38.264	35.884	168	34.273	196	28.107	173	207
3	1:40.742	36.073	168	35.584	193	29.085	171	206	7	1:37.342	35.016	168	34.313	196	28.013	169	212
4	2:50.891	1:00.589	99	48.591	75	1:01.711	55	210									

39	Thoma, CHE								theoretical besttime: 1:33.467								
1	1:52.854	47.302	138	36.988	168	28.564	172		5	10:45.580	9:43.097	161	35.130	187	27.353	173	
2	1:35.070	34.784	170	33.062	198	27.224	173	210	6	1:39.616	38.593	167	34.106	186	26.917	173	212
3	1:34.054	34.313	170	32.704	198	27.037	173	211	7	1:33.561	34.111	170	32.595	199	26.855	173	213
4	1:51.541	34.017	171	33.128	192	44.396	59	212									

41	Kirsch, DEU								theoretical besttime: 1:35.913								
1	3:16.288	2:00.654	109	39.936	148	35.698	120		4	1:38.378	36.912	165	33.726	195	27.740	169	207
2	2:16.923	45.498	83	42.389	127	49.036	55	144	5	1:35.916	34.742	165	33.431	193	27.743	169	207
3	12:31.086	11:28.669	163	34.410	193	28.007	169										

42	Niedertscheider, AUT /								theoretical besttime: 1:33.871								
1	2:19.555	1:06.127	121	41.104	119	32.324	172		4	1:33.995	34.133	172	32.897	201	26.965	175	214
2	1:39.153	37.588	170	34.228	199	27.337	175	184	5	2:36.359	34.401	129	57.779	76	1:04.179	44	214
3	1:34.930	34.852	167	33.237	200	26.841	175	214	6	9:46.405	8:15.662	156	39.487	127	51.256	53	



ADAC TCR Germany



Sector List Free Practice 2

Provisional

Motorsportarena Oschersleben, Length: 3667m

Air temperature: 20.78°C

Track temperature: 20.22°C

Weather condition: Wet

DMSB Reg. Nr.: DMSB 802/18

Friday, April 13, 2018 15:40:00

Lap	Time	SE1	SP1	SE2	SP2	SE3	SP3	TSP	Lap	Time	SE1	SP1	SE2	SP2	SE3	SP3	TSP
44	Kaibach, DEU								theoretical besttime: 1:33.605								
1	2:18.253	1:01.308	110	44.408	112	32.537	167		5	2:28.242	34.000	170	48.011	72	1:06.231	52	212
2	1:37.954	36.955	165	33.616	193	27.383	170	204	6	8:17.339	7:10.252	140	36.047	115	31.040	173	
3	1:34.321	34.444	167	32.842	198	27.035	169	209	7	1:47.176	45.583	130	34.361	197	27.232	174	213
4	1:33.867	34.185	170	32.570	198	27.112	170	210	8	1:34.352	34.102	170	32.953	199	27.297	173	215

47	Kankkunen, FIN								theoretical besttime: 1:34.144								
1	3:13.684	1:58.406	103	41.346	139	33.932	155		4	10:54.150	9:48.689	134	37.053	185	28.408	170	
2	1:41.054	37.119	165	35.300	193	28.635	169	184	5	1:38.616	36.066	134	35.190	198	27.360	172	208
3	1:55.212	35.273	165	34.420	197	45.519	59	205	6	1:34.144	34.292	170	32.614	199	27.238	174	212

53	Halder, DEU								theoretical besttime: 1:35.501								
1	2:45.027	1:36.069	153	38.678	170	30.280	171		5	3:22.232	1:08.809	77	1:06.176	72	1:07.247	53	71
2	1:45.033	41.235	166	35.023	193	28.775	172	141	6	6:24.040	5:21.285	168	34.113	198	28.642	174	
3	1:37.436	35.051	171	33.449	200	28.936	173	207	7	1:36.162	35.238	172	33.466	200	27.458	173	210
4	1:35.503	34.626	171	33.417	201	27.460	151	207	8	1:38.176	35.476	169	34.975	169	27.725	173	203

54	Reicher, AUT								theoretical besttime: 1:35.275								
1	2:41.191	1:27.722	123	40.959	148	32.510	127		5	3:14.939	1:00.801	79	1:06.191	67	1:07.947	47	82
2	1:48.702	40.829	134	37.247	169	30.626	133	132	6	6:21.846	5:20.798	167	33.676	198	27.372	174	
3	1:40.352	37.779	169	34.432	175	28.141	173	168	7	1:35.275	34.865	170	33.078	201	27.332	175	216
4	1:43.437	35.104	170	33.240	193	35.093	77	200	8	1:36.662	35.352	167	33.972	178	27.338	174	199

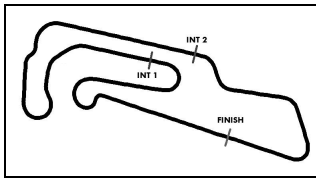
55	Fugel, DEU								theoretical besttime: 1:34.795								
1	2:46.340	1:37.582	140	38.696	171	30.062	159		4	10:57.731	9:56.968	133	33.447	194	27.316	171	
2	1:44.085	40.749	153	34.798	196	28.538	172	159	5	1:41.401	40.389	161	33.297	196	27.715	169	208
3	1:55.645	35.322	166	33.318	199	47.005	51	201	6	1:34.832	34.295	167	33.184	197	27.353	171	210

60	Prattes, DEU								theoretical besttime: 1:33.592								
1	2:03.178	54.934	126	37.681	151	30.563	170		5	2:24.334	33.901	170	51.137	78	59.296	56	213
2	1:44.880	37.554	166	38.716	152	28.610	172	177	6	8:34.878	7:32.420	160	34.114	197	28.344	174	
3	1:34.832	34.583	168	33.103	196	27.146	173	211	7	1:35.819	35.421	169	33.183	197	27.215	173	212
4	1:33.704	34.013	170	32.942	196	26.749	175	211	8	1:54.863	35.356	157	34.395	180	45.112	59	213

77	Häußermann, DEU								theoretical besttime: 1:34.394								
1	3:08.944	1:56.421	116	41.928	139	30.595	143		4	1:35.803	35.655	168	33.075	196	27.073	171	210
2	1:56.424	37.821	168	34.322	172	44.281	59	175	5	1:34.603	34.477	169	32.844	196	27.282	169	210
3	12:20.511	11:18.421	128	34.444	195	27.646	171										

88	Fugel, DEU								theoretical besttime: 1:33.733								
1	3:06.307	1:55.562	116	41.072	159	29.673	152		5	9:36.562	8:35.755	164	33.512	195	27.295	170	
2	1:41.347	39.072	137	34.445	196	27.830	171	186	6	1:34.737	34.922	168	32.896	196	26.919	171	210
3	1:34.232	34.207	168	32.781	194	27.244	171	209	7	1:33.862	34.043	168	32.771	197	27.048	171	209
4	2:06.264	34.872	168	32.909	196	58.483	35	208									

99	Sandberg, NLD								theoretical besttime: 1:35.316								
1	2:36.889	1:22.160	116	42.179	145	32.550	157		5	3:15.879	1:01.502	76	1:06.310	70	1:08.067	50	87
2	1:48.883	38.804	152	40.001	181	30.078	169	189	6	7:00.802	5:56.573	156	35.479	196	28.750	171	
3	1:42.283	36.717	165	35.047	196	30.519	166	199	7	1:37.268	35.473	169	33.689	197	28.106	171	209
4	1:43.249	36.004	168	34.031	197	33.214	89	199	8	1:35.316	34.593	168	33.219	199	27.504	172	211



ADAC TCR Germany

Top speed list Free Practice 2

Provisional



Motorsportarena Oschersleben, Length: 3667m

Air temperature: 20.78°C

Track temperature: 20.22°C

Weather condition: Wet

DMSB Reg. Nr.: DMSB 802/18

Friday, April 13, 2018 15:40:00

#	Name (NAT)	Team	Car name	Speed	Lap	Race time
30	Antti Buri (FIN)	LMS Racing (FIN)	Audi RS 3 LMS TCR	216.86	6	19:14.069
8	Luca Engstler (DEU)	Liqui Moly Team Engstler (DEU)	VW Golf GTI TCR 2018	216.86	7	19:19.228
54	Simon Reicher (AUT)	YACO Racing (DEU)	Audi RS 3 LMS TCR	216.00	7	17:35.953
14	Niels Langeveld (NLD)	Racing One	Audi RS 3 LMS TCR	215.56	8	19:13.098
6	Oliver Holdener (CHE)	Wolf-Power Racing (DEU)	Cupra Leon TCR	215.13	8	19:39.478
44	Sandro Kaibach (DEU)	PROsport Performance (DEU)	Audi RS 3 LMS TCR	215.13	8	19:42.653
42	Lukas Niedertscheider (AUT)	Niedertscheider Motorsport Team (AUT)	Peugeot 308 TCR	214.71	4	5:39.148
17	Jasmin Preisig (CHE)	Steibel Motorsport (DEU)	Opel Astra TCR	214.28	7	19:16.822
19	Max Hesse (DEU)	PROsport Performance (DEU)	Audi RS 3 LMS TCR	213.86	6	17:48.229
2	Petr Fulin (CZE)	Fullin Race Academy (CZE)	Cupra Leon TCR	213.43	4	6:28.354
27	Theo Coicaud (FRA)	Liqui Moly Team Engstler (DEU)	VW Golf GTI TCR 2018	213.43	6	19:20.324
39	Florian Thoma (CHE)	Team Engstler Europe (DEU)	VW Golf GTI TCR 2018	213.43	7	19:24.254
60	Loris Prattes (DEU)	TOPCAR Sport	Cupra Leon TCR	213.43	8	19:37.159
29	Jussi Kuusiniemi (FIN)	Positione Motorsport	VW Golf GTI TCR 2018	213.01	5	17:41.861
3	Kai Jordan (DEU)	Team Engstler Germany (DEU)	VW Golf GTI TCR 2018	213.01	6	19:15.240
22	Harald Proczyk (AUT)	HP Racing International	Opel Astra TCR	212.59	8	19:30.998
33	J.C. Reynolds (CHE)	TOPCAR Sport	Cupra Leon TCR	212.59	7	19:54.593
10	Benjamin Leuchter (DEU)	Max Kruse Racing	VW Golf GTI TCR 2018	212.18	6	18:30.328
47	Niko Kankkunen (FIN)	Team Engstler Europe (DEU)	VW Golf GTI TCR 2018	212.18	6	19:28.280
11	Luke Wankmüller (DEU)	HP Racing International	Opel Astra TCR	211.76	7	18:06.753
99	Maurits Sandberg (NLD)	Racing One	Audi RS 3 LMS TCR	211.76	8	19:50.835
7	Mike Halder (DEU)	Team Honda ADAC Sachsen (DEU)	Honda Civic TCR 2018	211.35	3	17:34.383
23	Sebastian Steibel (DEU)	Steibel Motorsport (DEU)	VW Golf GTI TCR 2016	211.35	8	19:18.063
77	Justin Häußermann (DEU)	Team Engstler Germany (DEU)	VW Golf GTI TCR 2018	210.93	4	17:31.479
55	Marcel Fugel (DEU)	Profi-Car Team Halder	Honda Civic TCR 2017	210.93	6	19:10.806
53	Michelle Halder (DEU)	Profi-Car Team Halder	Cupra Leon TCR	210.52	7	17:34.765
88	Dominik Fugel (DEU)	Team Honda ADAC Sachsen (DEU)	Honda Civic TCR 2018	210.52	6	18:10.330
5	Alex Morgan (GBR)	Wolf-Power Racing (DEU)	Renault Megane TCR	207.29	2	2:37.853
41	Steve Kirsch (DEU)	Besagroup Racing Team (DEU)	Renault Megane TCR	207.29	4	18:09.974