

ADAC TCR Germany

Result List Race 1



Provisional

Reg. Nr.: AMF CR 02/2018

Amended
9.6.2018 - 17:13

Red Bull Ring, Length: 4318m

Air temperature: 26.79°C

Track temperature: 39.97°C

Weather condition: Dry

Saturday, June 9, 2018 11:55:00

started : 29 classified : 23 not classified : 6

Nr.	Drivers	Team	Laps	Total Time	Gap	Kph	Lap	Time	Kph
Cl.	Car	Competitor							
1	14 N.Langeveld(NLD) Audi RS 3 LMS TCR	Racing One(DEU) Racing One	19	33:08.213		148.4	8	1:37.792	158.9
2	30 A.Buri(FIN) Audi RS 3 LMS TCR	LMS Racing LMS Racing	19	33:11.075	2.862	148.3	8	1:37.980	158.6
3	10 B.Leuchter(DEU) VW Golf GTI TCR 2018	Max Kruse Racing(DEU) Max Kruse Racing	19	33:12.171	3.958	148.3	9	1:37.952	158.6
4	7 M.Halder(DEU) Honda Civic TCR 2018	Team Honda ADAC Sachsen(DEU) ADAC Sachsen e.V.	19	33:14.961	6.748	148.1	9	1:38.072	158.5
5	22 H.Proczyk(AUT) Opel Astra TCR	HP Racing International(DEU) HP Racing International	19	33:15.876	7.663	148.0	9	1:38.251	158.2
6	11 L.Wankmüller(DEU) R Opel Astra TCR	HP Racing International(DEU) HP Racing International	19	33:18.589	10.376	147.9	7	1:38.379	158.0
7	8 L.Engstler(DEU) VW Golf GTI TCR 2018	Liqui Moly Team Engstler(DEU) LIQUI MOLY Team Engstler	19	33:20.330	12.117	147.8	9	1:38.392	157.9
8	19 M.Hesse(DEU) R Audi RS 3 LMS TCR	PROsport Performance(DEU) Prosport Performance GmbH	19	33:20.901	12.688	147.8	7	1:38.273	158.1
9	39 F.Thoma(CHE) VW Golf GTI TCR 2018	Team Engstler Europe LIQUI MOLY Team Engstler	19	33:25.106	16.893	147.5	7	1:38.515	157.7
10	54 S.Reicher(AUT) Audi RS 3 LMS TCR	YACO Racing(DEU) YACO Racing	19	33:25.520	17.307	147.5	6	1:38.575	157.6
11	3 K.Jordan(DEU) VW Golf GTI TCR 2018	Team Engstler Germany(DEU) LIQUI MOLY Team Engstler	19	33:27.222	19.009	147.4	8	1:38.660	157.5
12	36 D.Calcum(DEU) Opel Astra TCR	BC Motorsport(DEU) Dino Calcum	19	33:28.819	20.606	147.5	10	1:38.734	157.4
13	44 S.Kaibach(DEU) Audi RS 3 LMS TCR	PROsport Performance(DEU) Prosport Performance GmbH	19	33:30.293	22.080	147.2	11	1:38.860	157.2
14	6 O.Holdener(CHE) Cupra TCR	Wolf-Power Racing(DEU) Wolf-Power Racing	19	33:30.465	22.252	147.3	11	1:38.671	157.5
15	53 M.Halder(DEU) R Cupra TCR	Profi-Car Team Halder Profi-Car Team Halder	19	33:32.807	24.594	147.3	8	1:38.840	157.2
16	47 N.Kankkunen(FIN) VW Golf GTI TCR 2018	Team Engstler Europe LIQUI MOLY Team Engstler	19	33:33.726	25.513	147.2	8	1:38.929	157.1
17	88 D.Fugel(DEU) Honda Civic TCR 2018	Team Honda ADAC Sachsen(DEU) ADAC Sachsen e.V.	19	33:34.296	26.083	146.9	10	1:38.872	157.2
18	27 T.Coicaud(FRA) VW Golf GTI TCR 2018	Liqui Moly Team Engstler(DEU) LIQUI MOLY Team Engstler	19	33:43.685	35.472	146.5	6	1:39.246	156.6
19	55 M.Fugel(DEU) R Honda Civic TCR 2017	Profi-Car Team Halder Profi-Car Team Halder	19	33:49.368	41.155	146.3	13	1:39.555	156.1
20	4 J.Seyffert(DEU) Opel Astra TCR	Lubner Motorsport(DEU) Lubner Motorsport	19	34:00.087	51.874	145.5	9	1:40.062	155.3
21	13 Tessitore(AUT) Opel Astra TCR	Tessitore Racing(AUT) Tessitore	19	34:01.743	53.530	145.4	7	1:39.952	155.5
22	33 J.Reynolds(CHE) Cupra TCR	TOPCAR Sport TOPCAR Sport	19	34:02.579	54.366	145.2	7	1:39.847	155.6
23	17 J.Preisig(CHE) Opel Astra TCR	Steibel Motorsport AMC-Burgau e.V.	19	34:19.998	1:11.785	147.1	13	1:39.699	155.9
Not classified									
23	S.Steibel(DEU) VW Golf GTI TCR 2016	Steibel Motorsport AMC-Burgau e.V.	8	15:46.494	11LAPS	130.9	6	1:41.118	153.7
29	J.Kuusiniemi(FIN) VW Golf GTI TCR 2018	Positione Motorsport Positione Motorsport	5	10:47.170	14LAPS	116.2	2	1:40.293	154.9



ADAC TCR Germany



Result List Race 1

Provisional

Reg. Nr.: AMF CR 02/2018

Amended
9.6.2018 - 17:13

Red Bull Ring, Length: 4318m

Air temperature: 26.79°C

Track temperature: 39.97°C

Weather condition: Dry

Saturday, June 9, 2018 11:55:00

started : 29 classified : 23 not classified : 6

Nr. Drivers	Team	Laps	Total Time	Gap	Kph	Lap	Time	Kph
Cl. Car	Competitor							
9 D.Davidovac(DEU) Opel Astra TCR	HP Racing International 2(DEU) HP Racing International	3	6:13.264	16LAPS	120.7	2	2:10.945	118.7
42 L.Niedertscheider(AUT) Peugeot 308 TCR	Niedertscheider Motorsport Team Niedertscheider Motorsport Team	1	1:55.904	18LAPS				
60 L.Prattes(DEU) R Cupra TCR	TOPCAR Sport TOPCAR Sport	1	3:26.227	18LAPS				
77 J.Häußermann(DEU) R VW Golf GTI TCR 2018	Team Engstler Germany(DEU) LIQUI MOLY Team Engstler							
Did not start								
50 M.Vukovic(CHE) Renault Megane TCR	Wolf-Power Racing 2 Wolf-Power Racing							

Fastest lap of the race. Car 14 driver Niels Langeveld on lap 8. Time 1:37.792, average speed 158.9 km/h.

Following stewards decision no. 67 drive trough penalty in exchange a time penalty of 30 seconds for car no. 17

Subject to final scrutineering!		
Publication time:	Clerk of the Course: Andy Meklau	Timekeeper: Steffen Ruhl

ver: 1.1

www.adac.de/motorsport

Page 2 / 2 printed: 9.6.2018 17:13





ADAC TCR Germany



Class Result List Race 1

Provisional

Reg. Nr.: AMF CR 02/2018

Amended
9.6.2018 - 17:13

Red Bull Ring, Length: 4318m

Air temperature: 26.79°C

Track temperature: 39.97°C

Weather condition: Dry

Saturday, June 9, 2018 11:55:00

started : 29 classified : 23 not classified : 6

Nr. Drivers	Team	Laps	Total Time	Gap	Kph	Lap	Time	Kph
Car	Competitor							

CLASS: Honda Rookie Challenge

Started: 6		Classified: 4		Not Classified: 2					
1	11	L.Wankmüller(DEU)	HP Racing International(DEU)	19	33:18.589	147.9	7	1:38.379	158.0
		Opel Astra TCR	HP Racing International						
2	19	M.Hesse(DEU)	PROsport Performance(DEU)	19	33:20.901	2.312	7	1:38.273	158.1
		Audi RS 3 LMS TCR	Prosport Performance GmbH						
3	53	M.Halder(DEU)	Profi-Car Team Halder	19	33:32.807	14.218	8	1:38.840	157.2
		Cupra TCR	Profi-Car Team Halder						
4	55	M.Fugel(DEU)	Profi-Car Team Halder	19	33:49.368	30.779	13	1:39.555	156.1
		Honda Civic TCR 2017	Profi-Car Team Halder						
Not classified									
60		L.Prattes(DEU)	TOPCAR Sport	1	3:26.227	18LAPS			
		Cupra TCR	TOPCAR Sport						
77		J.Häußermann(DEU)	Team Engstler Germany(DEU)						
		VW Golf GTI TCR 2018	LIQUI MOLY Team Engstler						

Fastest lap of the class. Car 19 driver Max Hesse on lap 7. Time 1:38.273, average speed 158.1 km/h.

Following stewards decision no. 67 drive trough penalty in exchange a time penalty of 30 seconds for car no. 17

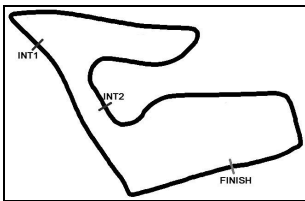
Subject to final scrutineering!		
Publication time:	Clerk of the Course: Andy Meklau	Timekeeper: Steffen Ruhl

ver: 1.1

www.adac.de/motorsport

Page 1/ 1 printed: 9.6.2018 17:13





ADAC GT Masters

Lap Chart Race 1

Provisional

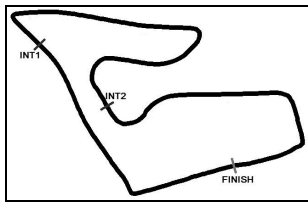


Red Bull Ring, Length: 4318 m

Saturday, June 9, 2018 13:21:00

LapCha	1	2	3	4	5	6	7	8	9	10	11	12	13	14	15	16	17	18	19	20	21	22	23	24	25	26	27	28	29	30	31	32	33	34	35	36	37	38	39	40	41	42	43	44	45	
LAP 36	1	42	43	17	28	99	7	5	48	25	6	82	21	12	18	50	9	47	26	29	11	20	84	8	69	35	4	10																		

..- PITSTOP ' -LAPBEHIND



ADAC GT Masters

Sector List Race 1

Provisional



Red Bull Ring, Length: 4318m

Air temperature: 27.02°C

Track temperature: 37.01°C

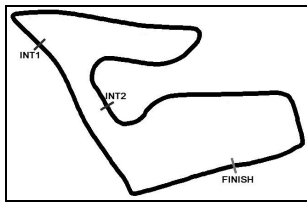
Weather condition: Dry

Reg. Nr.: AMF CR 02/2018

Saturday, June 9, 2018 13:21:00

Lap	Time	SE1	SP1	SE2	SP2	SE3	SP3	TSP	Lap	Time	SE1	SP1	SE2	SP2	SE3	SP3	TSP	
84	Assenheimer, DEU / Schmid, AUT										theoretical besttime: 1:30.679							
1	1:42.113	30.024	231	42.490	150	29.599	201		19	1:30.934	23.047	230	40.263	170	27.624	204		
2	1:42.098	23.651	232	41.761	144	36.686	177		20	1:31.197	23.142	229	40.294	171	27.761	203		
3	2:10.997	28.699	184	50.627	100	51.671	96		21	1:37.134	23.029	230	44.213	154	29.892	190		
4	1:55.176	26.991	182	50.920	117	37.265	203		22	1:54.495	23.963	224	49.830	88	40.702	108		
5	1:32.262	23.302	231	40.835	166	28.125	204		23	1:57.584	32.702	151	49.757	111	35.125	203		
6	1:31.755	23.186	231	40.465	167	28.104	202		24	1:33.031	23.123	234	40.969	161	28.939	196		
7	1:31.543	23.077	231	40.367	168	28.099	202		25	1:35.610	23.348	233	40.889	166	31.373	151		
8	1:31.346	23.097	234	40.353	162	27.896	204		26	2:10.409	27.695	131	55.501	99	47.213	95		
9	1:32.119	23.082	234	40.486	164	28.551	201		27	2:03.208	31.274	132	55.001	116	36.933	203		
10	1:32.061	23.549	228	40.621	168	27.891	204		28	1:33.390	23.426	235	41.211	163	28.753	202		
11	1:31.297	23.077	230	40.329	168	27.891	203		29	1:33.048	23.509	234	41.404	164	28.135	204		
12	1:31.084	23.135	230	40.223	168	27.726	204		30	1:33.387	23.350	234	41.935	165	28.102	203		
13	1:31.251	23.025	231	40.222	168	28.004	203		31	1:31.882	23.127	235	40.457	168	28.298	202		
14	1:35.224	23.026	231	40.347	167	31.851			32	1:30.982	22.962	232	40.509	170	27.511	204		
15	2:36.878	1:28.255	226	40.681	172	27.942	202		33	1:30.948	22.985	233	40.260	169	27.703	204		
16	1:31.169	23.169	230	40.263	175	27.737	204		34	1:31.466	23.035	232	40.522	174	27.909	204		
17	1:30.926	23.091	230	40.206	171	27.629	203		35	1:33.002	22.967	235	41.266	167	28.769	201		
18	1:31.227	23.105	229	40.363	174	27.759	203		36	1:31.373	23.139	234	40.325	171	27.909	203		

Lap	Time	SE1	SP1	SE2	SP2	SE3	SP3	TSP	Lap	Time	SE1	SP1	SE2	SP2	SE3	SP3	TSP	
99	Renauer, DEU / Jaminet, FRA										theoretical besttime: 1:30.506							
1	1:34.798	25.343	230	41.229	159	28.226	203		19	1:32.477	22.983	231	41.560	162	27.934	205		
2	1:34.011	23.170	231	40.320	166	30.521	196		20	1:31.099	23.023	232	40.458	163	27.618	205		
3	2:07.267	28.201	161	52.456	118	46.610	170		21	1:32.370	23.092	232	40.905	158	28.373	202		
4	2:03.455	28.284	134	52.622	122	42.549	202		22	2:00.321	23.970	197	55.349	96	41.002	138		
5	1:31.098	23.037	232	40.333	163	27.728	204		23	2:04.885	29.733	155	55.038	95	40.114	203		
6	1:31.002	22.959	232	40.330	161	27.713	204		24	1:32.659	23.119	234	41.362	159	28.178	205		
7	1:30.810	22.925	233	40.185	165	27.700	203		25	1:32.677	22.902	237	41.310	171	28.465	202		
8	1:30.771	22.916	233	40.157	163	27.698	204		26	2:07.320	27.827	140	55.196	121	44.297	132		
9	1:30.690	22.969	232	40.018	163	27.703	204		27	2:11.653	31.713	121	57.804	94	42.136	204		
10	1:30.752	22.987	232	40.055	163	27.710	203		28	1:32.417	23.151	226	41.148	163	28.118	204		
11	1:31.183	23.077	230	40.274	163	27.832	204		29	1:31.855	23.086	234	40.871	160	27.898	205		
12	1:30.857	22.951	231	40.145	160	27.761	204		30	1:31.206	22.922	234	40.566	164	27.718	206		
13	1:30.777	22.934	231	40.093	162	27.750	203		31	1:30.768	22.893	235	40.152	166	27.723	206		
14	1:30.880	22.971	231	40.161	163	27.748	203		32	1:30.693	22.881	234	40.205	162	27.607	206		
15	1:35.827	23.025	230	40.185	168	32.617			33	1:30.979	22.928	234	40.408	162	27.643	205		
16	2:35.562	1:26.623	226	41.172	159	27.767	203		34	1:31.440	22.970	233	40.432	165	28.038	204		
17	1:31.293	22.986	232	40.589	163	27.718	203		35	1:31.533	23.082	232	40.548	161	27.903	205		
18	1:32.371	23.053	232	41.410	162	27.908	204		36	1:31.221	23.045	232	40.336	162	27.840	204		



ADAC GT Masters

Pit Stops Race 1

Provisional



Red Bull Ring, Length: 4318m

Air temperature: 27.02°C

Track temperature: 37.01°C

Weather condition: Dry

Reg. Nr.: AMF CR 02/2018

Saturday, June 9, 2018 13:21:00

Nr	Driver in	Day time in	Time in	Driver out	Day time out	Time out	Nett Time
3	Nikolaj Rogivue	13:24:18.414	29.745				
17	Timo Bernhard	13:46:16.942	22:28.273	Kevin Estre	13:47:27.496	23:38.827	1:10.554
47	Markus Pommer	13:46:25.014	22:36.345	Maximilian Götz	13:47:36.114	23:47.445	1:11.100
25	Ricardo Feller	13:46:27.239	22:38.570	Christopher Haase	13:47:37.889	23:49.220	1:10.650
82	Rolf Ineichen	13:46:27.875	22:39.206	Rolf Ineichen	13:47:38.705	23:50.036	1:10.830
10	Philipp Frommenwiler	13:46:29.900	22:41.231	Philipp Frommenwiler	13:47:42.471	23:53.802	1:12.571
12	Florian Spengler	13:46:32.454	22:43.785	Dries Vanthoor	13:47:44.070	23:55.401	1:11.616
84	Patrick Assenheimer	13:46:34.418	22:45.749	Clemens Schmid	13:47:45.374	23:56.705	1:10.956
8	Christopher Friedrich	13:46:40.086	22:51.417	Christopher Friedrich	13:47:51.875	24:03.206	1:11.789
69	Jan-Erik Slooten	13:46:44.246	22:55.577	Jan-Erik Slooten	13:47:57.836	24:09.167	1:13.590
4	Remo Lips	13:46:46.543	22:57.874	Remo Lips	13:47:57.195	24:08.526	1:10.652
28	Sheldon van der Linde	13:47:43.326	23:54.657	Kelvin van der Linde	13:48:53.884	25:05.215	1:10.558
99	Robert Renauer	13:47:47.525	23:58.856	Robert Renauer	13:48:57.898	25:09.229	1:10.373
5	Max Hofer	13:47:52.412	24:03.743	Max Hofer	13:49:03.099	25:14.430	1:10.687
26	Jeffrey Schmidt	13:47:53.623	24:04.954	Jamie Green	13:49:04.798	25:16.129	1:11.175
29	Alessio Picariello	13:47:55.776	24:07.107	Christopher Mies	13:49:05.566	25:16.897	1:09.790
11	Elia Erhart	13:48:06.080	24:17.411	Pierre Kaffer	13:49:20.005	25:31.336	1:13.925
20	Kim-Luis Schramm	13:48:08.642	24:19.973	Nicolai Sylvest	13:49:19.300	25:30.631	1:10.658
43	Dennis Marschall	13:49:13.841	25:25.172	Victor Bouveng	13:50:24.406	26:35.737	1:10.565
6	Oscar Tunjo	13:49:22.605	25:33.936	Oscar Tunjo	13:50:33.463	26:44.794	1:10.858
48	Indy Dontje	13:49:23.621	25:34.952	Maximilian Buhk	13:50:34.708	26:46.039	1:11.087
21	Luca Stolz	13:49:29.770	25:41.101	Luca Stolz	13:50:40.407	26:51.738	1:10.637
50	Philip Geipel	13:49:31.319	25:42.650	Rahel Frey	13:50:42.122	26:53.453	1:10.803
19	Ezequiel Perez Companc	13:49:33.044	25:44.375	Franck Perera	13:50:43.791	26:55.122	1:10.747
35	Jonathan Judek	13:49:50.293	26:01.624	Jimmy Eriksson	13:51:00.587	27:11.918	1:10.294
1	Marvin Kirchhöfer	13:50:41.391	26:52.722	Daniel Keilwitz	13:51:51.600	28:02.931	1:10.209
42	Mikkel Jensen	13:50:43.605	26:54.936	Timo Scheider	13:51:54.602	28:05.933	1:10.997
7	Alfred Renauer	13:50:50.754	27:02.085	Alfred Renauer	13:52:01.747	28:13.078	1:10.993
63	Mirko Bortolotti	13:50:51.294	27:02.625	Andrea Caldarelli	13:52:01.314	28:12.645	1:10.020
14	Christopher Zöchling	13:50:51.987	27:03.318	Christopher Zöchling	13:52:02.369	28:13.700	1:10.382
53	Aaro Vainio	13:51:14.177	27:25.508	Aaro Vainio	13:52:24.842	28:36.173	1:10.665
18	Adrien de Leener	13:52:37.987	28:49.318	Klaus Bachler	13:53:48.353	29:59.684	1:10.366
29	Christopher Mies	13:53:38.830	29:50.161	Christopher Mies	13:54:00.762	30:12.093	21.932
9	Christopher Dreyspring	13:53:59.721	30:11.052	Christopher Dreyspring	13:55:11.407	31:22.738	1:11.686
3	Nikolaj Rogivue	13:54:13.375	30:24.706				
13	Sven Barth	13:55:35.975	31:47.306	Sven Barth	13:56:46.094	32:57.425	1:10.119
19	Franck Perera	14:05:25.677	41:37.008	Franck Perera	14:10:05.823	46:17.154	4:40.146
13	Claudia Hürtgen	14:15:52.494	52:03.825				
53	Michele Beretta	14:19:26.434	55:37.765				