



ADAC TCR Germany

Result List Race 1



Provisional

DMSB Reg. Nr.: DMSB 215/18

Amended
4.8.2018 - 16:03

Nürburgring, Length: 3629m

Air temperature: 30.49°C

Track temperature: 41.06°C

Weather condition: Dry

Saturday, August 4, 2018 11:55:00

started : 29 classified : 27 not classified : 2

Nr.	Drivers	Team	Laps	Total Time	Gap	Kph	Lap	Time	Kph
Cl.	Car	Competitor							
1	7	M.Halder(DEU) Honda Civic TCR 2018	Team Honda ADAC Sachsen(DEU) ADAC Sachsen e.V.	20	32:10.371		7	1:35.251	137.1
2	88	D.Fugel(DEU) Honda Civic TCR 2018	Team Honda ADAC Sachsen(DEU) ADAC Sachsen e.V.	20	32:16.065	5.694	3	1:35.860	136.2
3	14	N.Langeveld(NLD) Audi RS 3 LMS TCR	Racing One(DEU) Racing One	20	32:20.092	9.721	3	1:35.799	136.3
4	19	M.Hesse(DEU) R Audi RS 3 LMS TCR	PROsport Performance(DEU) Prosport Performance GmbH	20	32:20.388	10.017	5	1:35.824	136.3
5	53	M.Halder(DEU) R Cupra TCR	Profi-Car Team Halder(DEU) Profi-Car Team Halder	20	32:20.730	10.359	6	1:35.492	136.8
6	10	B.Leuchter(DEU) VW Golf GTI TCR 2018	Max Kruse Racing(DEU) Max Kruse Racing	20	32:21.768	11.397	7	1:35.762	136.4
7	27	T.Coicaud(FRA) Hyundai i30 N TCR	Hyundai Team Engstler(DEU) Hyundai Team Engstler	20	32:28.899	18.528	7	1:36.554	135.3
8	30	A.Buri(FIN) Audi RS 3 LMS TCR	LMS Racing(FIN) LMS Racing	20	32:31.052	20.681	4	1:36.193	135.8
9	8	L.Engstler(DEU) Hyundai i30 N TCR	Hyundai Team Engstler(DEU) Hyundai Team Engstler	20	32:31.800	21.429	4	1:35.859	136.2
10	54	S.Reicher(AUT) Audi RS 3 LMS TCR	YACO Racing(DEU) YACO Racing	20	32:32.429	22.058	4	1:35.721	136.4
11	17	J.Preisig(CHE) Opel Astra TCR	Steibel Motorsport(DEU) AMC Burgau e.V.	20	32:32.881	22.510	8	1:36.177	135.8
12	11	L.Wankmüller(DEU) R Opel Astra TCR	HP Racing International(DEU) HP Racing International	20	32:37.568	27.197	5	1:36.821	134.9
13	22	H.Proczyk(AUT) Opel Astra TCR	HP Racing International(DEU) HP Racing International	20	32:38.234	27.863	10	1:36.754	135.0
14	77	J.Häußermann(DEU) R VW Golf GTI TCR 2018	Team Engstler Germany(DEU) LIQUI MOLY Team Engstler	20	32:42.862	32.491	3	1:36.585	135.2
15	6	O.Holdener(CHE) Cupra TCR	Wolf-Power Racing(CHE) Wolf-Power Racing	20	32:46.858	36.487	6	1:36.960	134.7
16	42	L.Niedertscheider(AUT) Peugeot 308 TCR	Niedertscheider Motorsport(AUT) Niedertscheider Motorsport	20	32:48.083	37.712	4	1:35.722	136.4
17	29	J.Kuusiniemi(FIN) VW Golf GTI TCR 2018	Positione Motorsport(AUT) Positione Motorsport	20	32:50.254	39.883	2	1:36.666	135.1
18	40	O.Kangas(FIN) Cupra TCR	LMS Racing(FIN) LMS Racing	20	32:50.666	40.295	3	1:36.737	135.0
19	3	K.Jordan(DEU) VW Golf GTI TCR 2018	Team Engstler Germany(DEU) LIQUI MOLY Team Engstler	20	32:55.635	45.264	4	1:37.184	134.4
20	47	N.Kankkunen(FIN) VW Golf GTI TCR 2018	Team Engstler Europe(DEU) LIQUI MOLY Team Engstler	20	32:57.631	47.260	4	1:36.840	134.9
21	23	S.Steibel(DEU) VW Golf GTI TCR 2016	Steibel Motorsport(DEU) AMC Burgau e.V.	20	33:00.214	49.843	5	1:36.799	134.9
22	33	J.Reynolds(CHE) Cupra TCR	TOPCAR Sport(CHE) TOPCAR Sport	20	33:04.754	54.383	4	1:37.338	134.2
23	36	D.Calcum(DEU) Renault Megane TCR	Vukovic Motorsport(CHE) Vukovic Motorsport	20	33:05.929	55.558	6	1:37.413	134.1
24	99	M.Sandberg(NLD) Audi RS 3 LMS TCR	Racing One(DEU) Racing One	20	33:06.346	55.975	7	1:36.909	134.8
25	9	D.Davidovac(DEU) Opel Astra TCR	HP Racing International 2(DEU) HP Racing International	20	33:10.211	59.840	6	1:36.620	135.2
26	31	L.Tinland(CHE) Cupra TCR	Young Driver Challenge(CHE) Young Driver Challenge	20	33:31.138	1:20.767	7	1:37.284	134.2

ver: 1.1

www.adac.de/motorsport

Page 1 / 2 printed: 4.8.2018 16:03





ADAC TCR Germany



Result List Race 1

Provisional

DMSB Reg. Nr.: DMSB 215/18

Amended
4.8.2018 - 16:03

Saturday, August 4, 2018 11:55:00

Nürburgring, Length: 3629m
Air temperature: 30.49°C
Track temperature: 41.06°C
Weather condition: Dry

started : 29 classified : 27 not classified : 2

Nr. Drivers	Team	Laps	Total Time	Gap	Kph	Lap	Time	Kph
Cl. Car	Competitor							
27 39 F.Thoma(CHE) VW Golf GTI TCR 2018	Max Kruse Racing(DEU) Max Kruse Racing	15	24:37.911	5LAPS	133.2	3	1:37.002	134.6
Not classified								
45 P.Terting(DEU) Audi RS 3 LMS TCR	PROsport Performance(DEU) Prosport Performance GmbH	13	21:52.664	7LAPS	130.3	4	1:36.612	135.2
4 J.Seyffert(DEU) Opel Astra TCR	Lubner Motorsport(DEU) Lubner Motorsport	9	15:26.225	11LAPS	127.9	4	1:37.284	134.2

Fastest lap of the race. Car 7 driver Mike Halder on lap 7. Time 1:35.251, average speed 137.1 km/h.

Following stewards decision no. 96 drive trough penalty in exchange a time penalty of 30 seconds for car no. 31

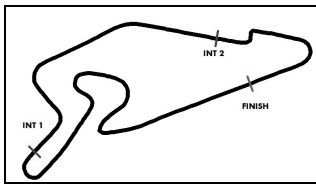
Subject to final scrutineering!		
Publication time:	Clerk of the Course: Michael Bork	Timekeeper: Steffen Ruhl

ver: 1.1

www.adac.de/motorsport

Page 2/ 2 printed: 4.8.2018 16:03





ADAC TCR Germany



Class Result List Race 1

Provisional

DMSB Reg. Nr.: DMSB 215/18

Saturday, August 4, 2018 11:55:00

Nürburgring, Length: 3629m
Air temperature: 30.49°C
Track temperature: 41.06°C
Weather condition: Dry

started : 29 classified : 27 not classified : 2

Nr. Drivers	Team	Laps	Total Time	Gap	Kph	Lap	Time	Kph
Car	Competitor							

CLASS: Honda Rookie Challenge

Started: 4 Classified: 4 Not Classified: 0

1	19	M.Hesse(DEU) Audi RS 3 LMS TCR	PROsport Performance(DEU) Prosport Performance GmbH	20	32:20.388		134.9	5	1:35.824	136.3
2	53	M.Halder(DEU) Cupra TCR	Profi-Car Team Halder(DEU) Profi-Car Team Halder	20	32:20.730	0.342	134.9	6	1:35.492	136.8
3	11	L.Wankmüller(DEU) Opel Astra TCR	HP Racing International(DEU) HP Racing International	20	32:37.568	17.180	133.8	5	1:36.821	134.9
4	77	J.Häußermann(DEU) VW Golf GTI TCR 2018	Team Engstler Germany(DEU) LIQUI MOLY Team Engstler	20	32:42.862	22.474	133.7	3	1:36.585	135.2

Fastest lap of the class. Car 53 driver Michelle Halder on lap 6. Time 1:35.492, average speed 136.8 km/h.

Subject to final scrutineering!

Publication time:

Clerk of the Course: Michael Bork

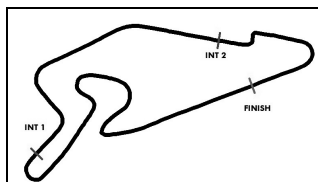
Timekeeper: Steffen Ruhl

ver: 1.0

www.adac.de/motorsport

Page 1/ 1 printed: 4.8.2018 12:30





ADAC TCR Germany



Sector List Race 1

Provisional

DMSB Reg. Nr.: DMSB 215/18

Saturday, August 4, 2018 11:55:00

Nürburgring, Length: 3629m

Air temperature: 30.49°C

Track temperature: 41.06°C

Weather condition: Dry

Lap	Time	SE1	SP1	SE2	SP2	SE3	SP3	TSP	Lap	Time	SE1	SP1	SE2	SP2	SE3	SP3	TSP
3 Jordan, DEU									theoretical besttime: 1:37.027								
1	1:48.802	58.955	119	24.767	213	25.080	170	213	11	1:38.077	49.788	118	24.358	216	23.931	171	216
2	1:39.004	50.075	118	24.418	217	24.511	169	217	12	1:37.798	49.716	117	24.400	217	23.682	171	217
3	1:37.307	49.453	120	24.266	216	23.588	170	216	13	1:38.448	50.017	116	24.523	214	23.908	171	214
4	1:37.184	49.173	118	24.364	215	23.647	171	215	14	1:39.162	50.325	113	24.972	216	23.865	170	216
5	1:38.089	50.150	116	24.338	216	23.601	172	216	15	1:38.460	49.990	115	24.614	216	23.856	170	216
6	1:37.222	49.191	117	24.406	216	23.625	172	216	16	1:39.006	50.568	118	24.635	213	23.803	170	213
7	1:38.127	49.873	116	24.408	216	23.846	170	216	17	1:38.728	50.241	116	24.590	214	23.897	169	214
8	1:38.133	49.935	118	24.433	216	23.765	170	216	18	1:38.868	50.385	115	24.629	214	23.854	170	214
9	1:37.681	49.718	121	24.298	216	23.665	171	216	19	1:38.668	50.227	115	24.627	214	23.814	170	214
10	1:37.752	49.735	118	24.311	216	23.706	171	216	20	1:39.119	50.227	114	24.728	215	24.164	164	215

4 Seyffert, DEU									theoretical besttime: 1:37.078								
1	1:49.132	59.362	121	24.807	217	24.963	173	217	6	1:38.177	50.424	119	24.361	218	23.392	172	218
2	1:39.246	50.540	110	24.695	218	24.011	171	218	7	1:37.363	49.659	120	24.309	219	23.395	172	219
3	1:42.915	51.802	120	24.518	218	26.595	171	218	8	1:41.557	50.404	108	25.894	203	25.259	171	203
4	1:37.284	49.521	121	24.165	218	23.598	172	218	9	2:00.613	54.100	102	29.859	156	36.654	45	156
5	1:39.938	49.574	119	25.645	214	24.719	170	214									

6 Holdener, CHE									theoretical besttime: 1:36.669								
1	1:43.977	55.478	118	24.772	217	23.727	172	217	11	1:38.036	50.403	119	24.211	219	23.422	172	219
2	1:38.117	49.390	121	24.337	218	24.390	162	218	12	1:37.564	49.761	118	24.288	219	23.515	172	219
3	1:38.400	50.635	118	24.332	219	23.433	172	219	13	1:38.603	50.523	120	24.394	217	23.686	172	217
4	1:37.513	49.491	119	24.338	218	23.684	173	218	14	1:37.880	49.961	121	24.412	219	23.507	173	219
5	1:38.290	50.445	116	24.281	219	23.564	172	219	15	1:38.157	49.861	119	24.561	219	23.735	171	219
6	1:36.960	49.272	122	24.119	220	23.569	171	220	16	1:38.251	49.936	119	24.474	217	23.841	172	217
7	1:39.154	50.989	108	24.510	219	23.655	172	219	17	1:38.150	49.812	115	24.516	218	23.822	172	218
8	1:38.288	49.128	118	24.443	221	24.717	169	221	18	1:37.925	49.868	116	24.471	218	23.586	171	218
9	1:37.724	49.848	118	24.146	220	23.730	173	220	19	1:37.938	49.885	118	24.410	218	23.643	171	218
10	1:37.496	49.478	118	24.251	220	23.767	171	220	20	1:38.435	50.092	119	24.425	218	23.918	169	218

7 Halder, DEU									theoretical besttime: 1:35.251								
1	1:38.802	51.280	118	24.215	213	23.307	171	213	11	1:36.572	48.882	117	24.152	215	23.538	170	215
2	1:36.178	48.808	118	24.227	214	23.143	171	214	12	1:36.368	48.894	119	24.081	215	23.393	171	215
3	1:36.095	48.636	119	24.245	214	23.214	171	214	13	1:36.536	48.906	119	24.118	214	23.512	172	214
4	1:35.740	48.642	120	24.052	213	23.046	171	213	14	1:36.709	49.037	119	24.188	214	23.484	171	214
5	1:35.627	48.608	120	23.958	214	23.061	171	214	15	1:36.938	49.145	117	24.269	214	23.524	171	214
6	1:35.621	48.564	118	24.029	214	23.028	173	214	16	1:36.910	49.089	118	24.175	215	23.646	170	215
7	1:35.251	48.468	121	23.834	216	22.949	172	216	17	1:36.818	49.102	119	24.194	215	23.522	171	215
8	1:35.593	48.543	121	23.906	216	23.144	171	216	18	1:37.012	49.201	120	24.195	214	23.616	171	214
9	1:36.088	48.592	119	24.039	215	23.457	171	215	19	1:37.554	49.459	119	24.337	214	23.758	171	214
10	1:36.730	48.956	116	24.223	215	23.551	171	215	20	1:37.229	49.269	119	24.292	214	23.668	170	214

8 Engstler, DEU									theoretical besttime: 1:35.791								
1	1:44.577	55.723	119	25.235	215	23.619	171	215	11	1:37.376	49.442	119	24.224	215	23.710	170	215
2	1:37.312	49.353	116	24.380	216	23.579	167	216	12	1:36.787	49.381	120	24.202	214	23.204	171	214
3	1:36.476	48.867	122	24.098	216	23.511	172	216	13	1:37.080	49.530	121	24.268	213	23.282	172	213
4	1:35.859	48.503	120	24.166	215	23.190	170	215	14	1:37.331	49.313	118	24.441	214	23.577	172	214
5	1:36.921	49.226	117	24.231	216	23.464	171	216	15	1:37.854	49.713	119	24.472	214	23.669	171	214
6	1:38.571	49.929	117	24.430	216	24.212	170	216	16	1:37.520	49.587	118	24.571	213	23.362	170	213
7	1:36.736	49.214	119	24.262	216	23.260	171	216	17	1:37.443	49.488	116	24.464	215	23.491	171	215
8	1:36.616	49.011	116	24.257	216	23.348	171	216	18	1:37.669	49.656	118	24.422	214	23.591	171	214
9	1:36.790	49.242	120	24.181	215	23.367	172	215	19	1:37.681	49.600	119	24.609	214	23.472	170	214
10	1:37.406	49.659	116	24.418		23.329	170		20	1:37.795	49.725	118	24.488	213	23.582	170	213

9 Davidovac, DEU									theoretical besttime: 1:36.411								
1	2:00.730	1:00.771	119	25.151	217	34.808	174	217	11	1:37.527	49.495	120	24.378	219	23.654	171	219
2	1:37.953	49.529	123	24.634	213	23.790	168	213	12	1:46.457	49.729	118	24.646	220	32.082	171	220
3	1:38.044	49.472	125	24.866	215	23.706	169	215	13	1:39.053	50.391	116	24.454	217	24.208	172	217
4	1:37.139	49.179	120	24.552	215	23.408	168	215	14	1:38.167	50.040	119	24.431	217	23.696	172	217
5	1:37.056	49.343	121	24.414	217	23.299	168	217	15	1:37.951	49.960	117	24.341	219	23.650	170	219

ver: 1.0

www.adac.de/motorsport

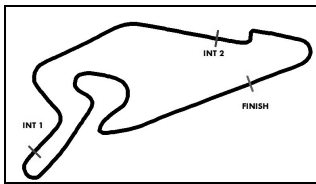
Page 1 / 6 printed: 4.8.2018 12:30



Premium-Serienpartner



Sanctioned by the FIA



ADAC TCR Germany



Sector List Race 1

Provisional

Nürburgring, Length: 3629m

Air temperature: 30.49°C

Track temperature: 41.06°C

Weather condition: Dry

DMSB Reg. Nr.: DMSB 215/18

Saturday, August 4, 2018 11:55:00

Lap	Time	SE1	SP1	SE2	SP2	SE3	SP3	TSP	Lap	Time	SE1	SP1	SE2	SP2	SE3	SP3	TSP
6	1:36.620	49.289	120	24.037	219	23.294	168	219	16	1:38.373	50.142	118	24.602	217	23.629	171	217
7	1:37.406	49.288	116	24.463	216	23.655	168	216	17	1:38.268	50.017	115	24.458	221	23.793	167	221
8	1:37.112	49.080	118	24.403	218	23.629	167	218	18	1:38.536	50.062	116	24.623	220	23.851	169	220
9	1:37.820	49.801		24.387	220	23.632	171	220	19	1:38.933	50.032		24.543	218	24.358	171	218
10	1:37.665	49.466	116	24.370	216	23.829	171	216	20	1:39.401	50.276	116	24.984	216	24.141	169	216

10 Leuchter, DEU

theoretical besttime: 1:35.676

1	1:42.562	54.457	120	24.470	216	23.635	171	216	11	1:36.618	48.936	119	24.333	216	23.349	170	216
2	1:36.974	48.956	122	24.517	216	23.501	171	216	12	1:37.221	49.300	121	24.394	217	23.527	171	217
3	1:36.638	49.146	123	24.355	216	23.137	171	216	13	1:36.921	49.145	120	24.367	217	23.409	171	217
4	1:36.331	48.938	122	24.205	216	23.188	172	216	14	1:37.284	49.203	119	24.431	216	23.650	172	216
5	1:36.088	48.722	121	24.138	216	23.228	171	216	15	1:37.235	49.201	119	24.463	216	23.571	171	216
6	1:36.149	48.671	119	24.200	216	23.278	172	216	16	1:37.316	49.183	118	24.428	216	23.705	170	216
7	1:35.762	48.448	121	24.091	216	23.223	172	216	17	1:37.313	49.394	118	24.362	216	23.557	171	216
8	1:36.025	48.633	121	24.183	216	23.209	172	216	18	1:37.399	49.256	120	24.522	216	23.621	171	216
9	1:36.238	48.617	121	24.220	216	23.401	171	216	19	1:37.384	49.321	119	24.510	216	23.553	171	216
10	1:36.381	48.885	121	24.208	217	23.288	172	217	20	1:37.929	49.613	120	24.489	215	23.827	167	215

11 Wankmüller, DEU

theoretical besttime: 1:36.463

1	1:43.704	55.055	119	24.723	216	23.926	170	216	11	1:37.064	49.339	119	24.256	222	23.469	172	222
2	1:37.049	49.019	121	24.505	219	23.525	171	219	12	1:37.201	49.514	118	24.363	216	23.324	172	216
3	1:38.633	49.350	123	24.608	219	24.675	169	219	13	1:37.768	49.948	117	24.408	219	23.412	174	219
4	1:37.276	49.644	121	24.296	218	23.336	172	218	14	1:37.590	49.723	121	24.323	216	23.544	173	216
5	1:36.821	49.254	119	24.319	216	23.248	170	216	15	1:38.073	49.952	119	24.465	216	23.656	173	216
6	1:37.161	49.469	118	24.359	214	23.333	173	214	16	1:38.253	49.980	116	24.555	215	23.718	173	215
7	1:36.863	49.186	119	24.280	219	23.397	173	219	17	1:37.739	49.683	116	24.453	217	23.603	171	217
8	1:37.057	49.547	115	24.252	221	23.258	171	221	18	1:38.005	49.641	119	24.537	217	23.827	170	217
9	1:37.047	49.296	122	24.196	218	23.555	170	218	19	1:38.001	49.521	118	24.699	216	23.781	171	216
10	1:37.850	49.958	118	24.285	219	23.607	168	219	20	1:38.413	50.049	118	24.507	216	23.857	173	216

14 Langeveld, NLD

theoretical besttime: 1:35.748

1	1:40.947	53.177	120	24.310	219	23.460	169	219	11	1:36.998	49.559	117	24.243	219	23.196	172	219
2	1:36.116	48.927	120	24.204	219	22.985	172	219	12	1:36.817	49.338	119	24.242	218	23.237	171	218
3	1:35.799	48.786	121	24.094	219	22.919	173	219	13	1:36.972	49.428	118	24.277	218	23.267	172	218
4	1:35.972	48.743	121	24.161	218	23.068	173	218	14	1:37.250	49.699	118	24.316	218	23.235	172	218
5	1:36.197	49.038	120	24.086	219	23.073	172	219	15	1:37.025	49.393	116	24.368	218	23.264	171	218
6	1:36.209	49.025	119	24.140	219	23.044	173	219	16	1:37.366	49.564	118	24.491	218	23.311	171	218
7	1:36.129	49.091	119	24.092	219	22.946	172	219	17	1:37.313	49.495	118	24.379	218	23.439	171	218
8	1:36.517	49.251	119	24.116	219	23.150	172	219	18	1:37.660	49.800	118	24.444	218	23.416	171	218
9	1:36.528	49.224	119	24.215	218	23.089	172	218	19	1:37.499	49.625	117	24.480	218	23.394	171	218
10	1:36.922	49.483	120	24.188	219	23.251	173	219	20	1:37.856	49.800	118	24.527	218	23.529	170	218

17 Preisig, CHE

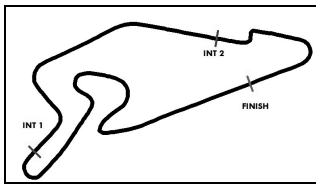
theoretical besttime: 1:36.079

1	1:47.015	56.211	119	25.776	216	25.028	175	216	11	1:37.123	49.497	120	24.159	221	23.467	172	221
2	1:37.301	49.178	121	24.580	220	23.543	172	220	12	1:37.089	49.391	119	24.138	221	23.560	173	221
3	1:36.790	48.879	120	24.183	221	23.728	173	221	13	1:36.944	49.307	120	24.158	220	23.479	173	220
4	1:37.322	49.219	120	24.319	220	23.784	173	220	14	1:37.416	49.515	119	24.210	221	23.691	173	221
5	1:37.332	49.664	119	24.122	219	23.546	172	219	15	1:37.399	49.555	119	24.219	221	23.625	172	221
6	1:37.093	49.359	120	24.181	220	23.553	172	220	16	1:37.950	49.934	118	24.308	220	23.708	172	220
7	1:36.220	48.776	120	24.156	221	23.288	174	221	17	1:37.470	49.566	118	24.249	221	23.655	173	221
8	1:36.177	48.790	121	24.206	220	23.181	172	220	18	1:37.531	49.590	119	24.362		23.579	171	
9	1:36.414	48.886	120	24.178	220	23.350	172	220	19	1:37.718	49.686	119	24.295	221	23.737	171	221
10	1:36.793	49.309	120	24.132	220	23.352	173	220	20	1:37.784	49.884	118	24.251	221	23.649	172	221

19 Hesse, DEU

theoretical besttime: 1:35.753

1	1:41.049	52.894	119	24.292	217	23.863	167	217	11	1:37.141	49.379	118	24.297	219	23.465	170	219
2	1:37.052	49.409	120	24.404	217	23.239	171	217	12	1:36.634	49.201	120	24.156	219	23.277	171	219
3	1:35.845	48.666	121	24.108	218	23.071	172	218	13	1:37.383	49.330	117	24.392	219	23.661	172	219
4	1:35.957	48.611	122	24.094	217	23.252	171	217	14	1:36.879	49.280	119	24.275	218	23.324	172	218
5	1:35.824	48.639	121	24.078	219	23.107	171	219	15	1:37.025	49.316	117	24.346	219	23.363	171	219
6	1:35.975	48.725	119	24.071	219	23.179	172	219	16	1:37.365	49.419	117	24.411	218	23.535	171	218



ADAC TCR Germany



Sector List Race 1

Provisional

Nürburgring, Length: 3629m

Air temperature: 30.49°C

Track temperature: 41.06°C

Weather condition: Dry

DMSB Reg. Nr.: DMSB 215/18

Saturday, August 4, 2018 11:55:00

Lap	Time	SE1	SP1	SE2	SP2	SE3	SP3	TSP	Lap	Time	SE1	SP1	SE2	SP2	SE3	SP3	TSP
7	1:36.421	48.864	118	24.257	217	23.300	171	217	17	1:37.288	49.316	118	24.401	218	23.571	171	218
8	1:36.238	48.888	119	24.072	219	23.278	171	219	18	1:37.662	49.727	116	24.422	218	23.513	171	218
9	1:36.813	49.216	118	24.138	220	23.459	171	220	19	1:37.460	49.550	117	24.385	219	23.525	171	219
10	1:36.643	49.017	120	24.144	219	23.482	172	219	20	1:37.734	49.715	117	24.436	217	23.583	170	217

22 Proczyk, AUT

theoretical besttime: 1:36.095

1	1:48.067	58.575	118	24.879	218	24.613	170	218	11	1:37.159	49.690	121	24.061	222	23.408	173	222
2	1:37.560	49.486	120	24.403	219	23.671	171	219	12	1:36.876	49.304	119	24.170	221	23.402	173	221
3	1:37.050	49.538	108	24.180	219	23.332	173	219	13	1:38.265	49.588	115	24.372	221	24.305	171	221
4	1:36.980	48.882	120	24.586	217	23.512	171	217	14	1:38.484	51.012	122	24.216	218	23.256	173	218
5	1:37.282	49.479	119	24.170	221	23.633	172	221	15	1:37.078	49.414	116	24.302	219	23.362	173	219
6	1:36.967	49.460	120	24.045	221	23.462	173	221	16	1:37.194	49.362	118	24.473	217	23.359	173	217
7	1:37.616	50.044	115	24.095	220	23.477	173	220	17	1:37.037	49.386	118	24.232	219	23.419	173	219
8	1:38.358	48.983	118	25.206	220	24.169	172	220	18	1:37.340	49.617	118	24.289	219	23.434	173	219
9	1:36.958	49.378	121	23.957	221	23.623	174	221	19	1:37.445	49.881	118	24.229	219	23.335	172	219
10	1:36.754	49.275	117	24.097	221	23.382	173	221	20	1:37.764	49.843	117	24.408	220	23.513	173	220

23 Steibel, DEU

theoretical besttime: 1:36.733

1	1:48.219	57.647	118	25.310	211	25.262	169	211	11	1:38.389	49.899	119	24.775	212	23.715	169	212
2	1:39.573	49.972	118	24.655	213	24.946	168	213	12	1:38.529	50.151	117	24.568	214	23.810	168	214
3	1:39.757	50.636	120	25.077	214	24.044	170	214	13	1:39.324	50.288	115	24.749	212	24.287	171	212
4	1:37.714	49.927	118	24.251	213	23.536	171	213	14	1:38.753	50.338	115	24.650	212	23.765	168	212
5	1:36.799	49.142	119	24.226	213	23.431	171	213	15	1:38.241	49.999	115	24.563	213	23.679	170	213
6	1:37.532	49.861	117	24.306	213	23.365	171	213	16	1:39.218	50.244	116	24.843	213	24.131	168	213
7	1:37.387	49.668	118	24.276	214	23.443	170	214	17	1:39.067	50.551	116	24.673	212	23.843	169	212
8	1:38.359	49.617	115	24.489	215	24.253	169	215	18	1:39.138	50.514	117	24.744	212	23.880	169	212
9	1:37.725	49.618	119	24.473	215	23.634	170	215	19	1:39.084	50.526	116	24.569	213	23.989	169	213
10	1:38.290	49.890	116	24.628	213	23.772	170	213	20	1:39.116	50.392	113	24.801	212	23.923	168	212

27 Coicaud, FRA

theoretical besttime: 1:36.059

1	1:43.124	54.677	118	24.655	214	23.792	171	214	11	1:36.624	48.915	121	24.330	213	23.379	171	213
2	1:36.812	48.786	119	24.572	215	23.454	171	215	12	1:36.831	49.067	119	24.410	212	23.354	171	212
3	1:36.647	48.792	119	24.648	215	23.207	171	215	13	1:37.797	49.335	116	24.405	212	24.057	170	212
4	1:36.982	49.496	121	24.302	214	23.184	171	214	14	1:37.553	49.507	116	24.460	212	23.586	172	212
5	1:36.957	49.311	115	24.197	214	23.449	171	214	15	1:37.634	49.610	117	24.505	213	23.519	170	213
6	1:38.035	49.806	118	24.500	214	23.729	171	214	16	1:37.173	49.093	114	24.548	212	23.532	171	212
7	1:36.554	49.164	121	24.089	213	23.301	171	213	17	1:37.066	49.136	118	24.425	212	23.505	171	212
8	1:36.686	49.139	119	24.185	213	23.362	171	213	18	1:37.235	49.268	117	24.455	212	23.512	170	212
9	1:37.301	49.097	118	24.296	213	23.908	170	213	19	1:37.294	49.339	117	24.484	212	23.471	170	212
10	1:37.009	49.457	119	24.334	213	23.218	172	213	20	1:37.585	49.430	117	24.528	213	23.627	170	213

29 Kuusiniemi, FIN

theoretical besttime: 1:36.327

1	1:46.415	56.604	119	25.287	216	24.524	171	216	11	1:37.907	50.000	119	24.264	216	23.643	171	216
2	1:36.666	48.700	121	24.363	218	23.603	172	218	12	1:37.436	49.441	117	24.362	216	23.633	171	216
3	1:37.108	49.370	119	24.323	216	23.415	171	216	13	1:38.037	49.801	118	24.368	214	23.868	172	214
4	1:38.036	49.685	118	24.344	218	24.007	172	218	14	1:38.602	50.348	121	24.608	214	23.646	172	214
5	1:37.272	49.552	118	24.250	215	23.470	171	215	15	1:38.375	50.073	119	24.508	215	23.794	170	215
6	1:37.627	49.362	120	24.263	215	24.002	172	215	16	1:38.171	49.922	118	24.503	214	23.746	170	214
7	1:38.001	50.241	119	24.212	216	23.548	171	216	17	1:37.978	49.774	117	24.520	214	23.684	170	214
8	1:39.140	49.444	118	24.933	216	24.763	170	216	18	1:38.731	50.018	114	24.509	214	24.204	171	214
9	1:37.572	49.656	121	24.257	216	23.659	172	216	19	1:39.176	50.149	117	24.556	218	24.471	169	218
10	1:37.620	49.713	118	24.291	216	23.616	171	216	20	1:40.384	51.341	116	24.840	213	24.203	170	213

30 Buri, FIN

theoretical besttime: 1:35.830

1	1:44.357	55.754	115	24.757	218	23.846	171	218	11	1:36.589	49.160	117	24.275	219	23.154	171	219
2	1:36.898	49.315	118	24.255	220	23.328	172	220	12	1:36.648	49.022	118	24.237	218	23.389	171	218
3	1:36.350	48.572	119	24.664	218	23.114	172	218	13	1:37.521	49.356	118	24.286	218	23.879	171	218
4	1:36.193	48.692	120	24.320	217	23.181	171	217	14	1:37.616	49.471	115	24.468	217	23.677	172	217
5	1:37.051	49.345	116	24.171	219	23.535	169	219	15	1:37.699	49.516	116	24.486	218	23.697	169	218
6	1:38.598	49.503	115	24.573	217	24.522	171	217	16	1:37.424	49.599	116	24.431	217	23.394	170	217
7	1:36.456	49.001	117	24.321	219	23.134	171	219	17	1:37.561	49.606	114	24.471	217	23.484	171	217
8	1:36.654	48.968	119	24.273	219	23.413	171	219	18	1:37.556	49.666	118	24.472	217	23.418	171	217

ver: 1.0

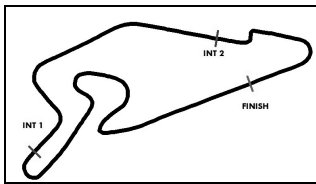
www.adac.de/motorsport

Page 3/ 6 printed: 4.8.2018 12:30



Premium-Serienpartner





ADAC TCR Germany



Sector List Race 1

Provisional

DMSB Reg. Nr.: DMSB 215/18

Saturday, August 4, 2018 11:55:00

Nürburgring, Length: 3629m

Air temperature: 30.49°C

Track temperature: 41.06°C

Weather condition: Dry

Lap	Time	SE1	SP1	SE2	SP2	SE3	SP3	TSP	Lap	Time	SE1	SP1	SE2	SP2	SE3	SP3	TSP
9	1:36.895	49.104	118	24.144	219	23.647	168	219	19	1:37.621	49.562	116	24.508	217	23.551	171	217
10	1:37.488	49.849	116	24.214	219	23.425	171	219	20	1:37.877	49.753	116	24.559	217	23.565	170	217

31 Tinland, CHE

theoretical besttime: 1:36.882

1	1:51.671	1:01.589	118	25.105	214	24.977	168	214	11	1:37.853	49.816	117	24.464	214	23.573	168	214
2	1:37.984	49.449	116	24.915	216	23.620	168	216	12	1:38.026	49.612	117	24.408	215	24.006	168	215
3	1:40.098	50.429	110	24.469	217	25.200	168	217	13	1:38.229	49.783	114	24.637	214	23.809	170	214
4	1:37.438	49.591	116	24.196	214	23.651	164	214	14	1:38.649	50.042	116	24.780	213	23.827	168	213
5	1:40.336	50.549	113	25.903	212	23.884	166	212	15	1:38.133	49.728	116	24.568	216	23.837	166	216
6	1:37.421	49.838	117	24.269	213	23.314	168	213	16	1:38.376	50.023	116	24.719	213	23.634	168	213
7	1:37.284	49.372	115	24.380	214	23.532	169	214	17	1:40.151	51.678	111	24.766	213	23.707	167	213
8	1:37.739	49.496	115	24.508	213	23.735	168	213	18	1:38.725	50.203	117	24.698	213	23.824	167	213
9	1:37.919	49.951	115	24.305	214	23.663	168	214	19	1:38.511	50.200	117	24.521	214	23.790	168	214
10	1:37.591	49.529	116	24.441	214	23.621	168	214	20	1:39.004	50.198	113	24.696	214	24.110	166	214

33 Reynolds, CHE

theoretical besttime: 1:36.866

1	1:49.328	58.306	119	25.462	210	25.560	172	210	11	1:37.953	49.832	113	24.594	217	23.527	171	217
2	1:39.887	51.529	117	24.808	217	23.550	173	217	12	1:39.494	50.183	113	24.572	218	24.739	171	218
3	1:41.307	49.922	121	25.150	216	26.235	171	216	13	1:38.196	49.914	118	24.552	215	23.730	171	215
4	1:37.338	49.345	117	24.391	218	23.602	173	218	14	1:38.554	49.937	115	24.729	216	23.888	172	216
5	1:40.650	49.974	101	25.952	207	24.724	170	207	15	1:38.402	49.871	113	24.544	216	23.987	170	216
6	1:37.614	49.976	119	24.216	216	23.422	172	216	16	1:39.303	50.540	116	24.734	216	24.029	170	216
7	1:37.473	49.228	118	24.592	217	23.653	171	217	17	1:38.912	50.349	116	24.457	216	24.106	171	216
8	1:37.512	49.677	114	24.384	217	23.451	172	217	18	1:38.891	50.121	115	24.766	214	24.004	170	214
9	1:37.695	49.602	114	24.505	217	23.588	172	217	19	1:39.266	50.452	111	24.950	215	23.864	169	215
10	1:37.675	49.617	114	24.487	217	23.571	172	217	20	1:39.304	50.576	114	24.648	216	24.080	170	216

36 Calcum, DEU

theoretical besttime: 1:37.337

1	1:50.468			1:25.688	216	24.780	171	216	11	1:38.004	49.809	119	24.484	216	23.711	172	216
2	1:38.270	49.986	118	24.497	218	23.787	172	218	12	1:38.193	49.884	118	24.493	217	23.816	172	217
3	1:39.062	50.119	121	24.847	216	24.096	173	216	13	1:38.705	50.277	114	24.581	216	23.847	173	216
4	1:38.112	50.111	120	24.412	215	23.589	172	215	14	1:38.575	50.124	118	24.422	219	24.029	173	219
5	1:37.814	49.770	122	24.308	216	23.736	172	216	15	1:38.768	49.995	117	24.492	218	24.281	172	218
6	1:37.413	49.478	118	24.315	216	23.620	172	216	16	1:38.545	49.847	118	24.455	219	24.243	172	219
7	1:38.409	50.481	118	24.377	217	23.551	171	217	17	1:42.239	52.801	117	24.830	215	24.608	170	215
8	1:37.861	49.594	119	24.418	217	23.849	172	217	18	1:40.411	51.285	118	24.783	218	24.343	168	218
9	1:37.811	49.734	119	24.358	216	23.719	172	216	19	1:39.584	50.619	118	24.682	217	24.283	170	217
10	1:38.127	49.918	116	24.470	216	23.739	171	216	20	1:39.558	50.689	115	24.743	216	24.126	170	216

39 Thoma, CHE

theoretical besttime: 1:36.697

1	1:45.555	56.404	120	25.130	216	24.021	171	216	9	1:37.463	49.373	118	24.448	216	23.642	172	216
2	1:37.118	49.208	119	24.402	217	23.508	171	217	10	1:37.464	49.480	120	24.401	216	23.583	172	216
3	1:37.002	49.320	120	24.253	217	23.429	169	217	11	1:37.554	49.666	120	24.368	217	23.520	171	217
4	1:37.229	49.740	120	24.246	216	23.243	172	216	12	1:37.999	49.730	119	24.569	216	23.700	171	216
5	1:37.005	49.448	115	24.282	216	23.275	171	216	13	1:39.026	49.969	117	24.560	217	24.497	170	217
6	1:37.274	49.355	118	24.405	216	23.514	172	216	14	1:43.600	51.538	121	27.875	201	24.187	171	201
7	1:37.267	49.718	120	24.276	216	23.273	173	216	15	1:38.655	49.866	117	24.785	216	24.004	171	216
8	1:37.700	49.644	122	24.476	217	23.580	171	217	16								

40 Kangas, FIN

theoretical besttime: 1:36.578

1	1:47.448	56.959	121	25.228	218	25.261	170	218	11	1:37.460	49.554	119	24.320	220	23.586	170	220
2	1:37.160	49.292	121	24.281	218	23.587	173	218	12	1:37.732	49.565	115	24.420	219	23.747	172	219
3	1:36.737	49.021	119	24.077	220	23.639	170	220	13	1:38.066	49.699	115	24.654	217	23.713	170	217
4	1:38.726	49.614	117	25.433	211	23.679	171	211	14	1:38.080	49.657	118	24.666	217	23.757	171	217
5	1:38.847	49.311	120	24.164	220	25.372	171	220	15	1:38.802	49.701	116	24.623	218	24.478	170	218
6	1:37.144	49.440	118	24.224	218	23.480	172	218	16	1:39.012	50.071	114	24.585	218	24.356	170	218
7	1:37.220	49.237	117	24.229	219	23.754	170	219	17	1:38.725	49.884	108	24.989	217	23.852	169	217
8	1:37.516	49.366	120	24.293	219	23.857	168	219	18	1:38.299	49.876	115	24.568	217	23.855	170	217
9	1:38.682	50.439	119	24.607	218	23.636	171	218	19	1:38.274	49.726	114	24.579	217	23.969	170	217
10	1:38.008	49.675	115	24.620	218	23.713	171	218	20	1:38.728	50.240	114	24.589	217	23.899	170	217



ADAC TCR Germany



Sector List Race 1

Provisional

DMSB Reg. Nr.: DMSB 215/18

Saturday, August 4, 2018 11:55:00

Nürburgring, Length: 3629m

Air temperature: 30.49°C

Track temperature: 41.06°C

Weather condition: Dry

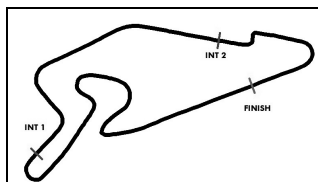
Lap	Time	SE1	SP1	SE2	SP2	SE3	SP3	TSP	Lap	Time	SE1	SP1	SE2	SP2	SE3	SP3	TSP
42 Niedertscheider, AUT									theoretical besttime: 1:35.417								
1	1:39.262	51.633	122	24.196	214	23.433	171	214	11	1:37.264	48.931	119	24.483	219	23.850	171	219
2	1:36.417	48.607	121	24.439	214	23.371	172	214	12	1:39.404	50.409	120	24.595	218	24.400	170	218
3	1:35.787	48.420	123	24.084	214	23.283	172	214	13	1:36.749	49.106	117	24.279	216	23.364	173	216
4	1:35.722	48.483	123	24.139	214	23.100	172	214	14	1:36.942	49.435	116	24.243	216	23.264	173	216
5	1:36.079	49.048	123	23.897	214	23.134	171	214	15	1:37.054	49.252	117	24.443	218	23.359	171	218
6	1:40.983	48.502	122	24.176	213	28.305	60	213	16	1:38.352	49.534	120	24.462	221	24.356	170	221
7	1:54.032	1:06.798	118	24.068	216	23.166	173	216	17	1:37.715	49.784	117	24.737	216	23.194	171	216
8	1:36.524	48.809	123	24.075	217	23.640	172	217	18	1:36.939	49.253	117	24.296	217	23.390	171	217
9	1:37.647	49.213	114	24.709	218	23.725	172	218	19	1:38.709	49.686	120	24.404	217	24.619	168	217
10	1:38.571	49.659	118	24.487	217	24.425	167	217	20	1:37.931	50.090	118	24.421	215	23.420	172	215

45 Terting, DEU									theoretical besttime: 1:36.407								
1	1:49.686	1:00.398	115	25.104	217	24.184	172	217	8	1:37.520	49.282	117	24.333	220	23.905	169	220
2	1:38.382	49.874	118	24.376	219	24.132	168	219	9	1:37.878	49.903	118	24.295	220	23.680	171	220
3	1:38.007	50.024	119	24.560	217	23.423	170	217	10	1:37.302	49.247	117	24.393	221	23.662	170	221
4	1:36.612	48.793	119	24.217		23.602	171		11	1:38.194	50.331	118	24.246	221	23.617	171	221
5	1:36.896	49.282	123	24.211	218	23.403	172	218	12	1:37.469	49.625	118	24.363	220	23.481	170	220
6	1:37.003	49.032	121	24.324	220	23.647	170	220	13	2:10.666	1:02.533	105	30.859	163	37.274	48	163
7	1:37.049	49.005	119	24.316	220	23.728	169	220	14		6:17.677	114	25.384	208			208

47 Kankkunen, FIN									theoretical besttime: 1:36.828								
1	1:48.560	57.363	116	25.189	216	26.008	171	216	11	1:37.711	49.496	117	24.412	218	23.803	171	218
2	1:39.487	49.902	118	24.519	216	25.066	172	216	12	1:39.982	50.646	115	24.458	218	24.878	172	218
3	1:38.676	50.068	120	24.927	216	23.681	173	216	13	1:39.001	50.256	115	24.769	214	23.976	172	214
4	1:36.840	48.805	119	24.342	216	23.693	172	216	14	1:37.998	49.603	118	24.390	215	24.005	173	215
5	1:37.321	49.162	117	24.351	217	23.808	172	217	15	1:38.814	50.040	116	24.547	216	24.227	172	216
6	1:37.361	49.229	117	24.369	217	23.763	172	217	16	1:38.881	49.685	116	24.831	216	24.365	170	216
7	1:37.815	49.399	116	24.445	216	23.971	171	216	17	1:38.971	50.264	113	24.653	214	24.054	171	214
8	1:38.119	49.858	116	24.440	217	23.821	172	217	18	1:38.626	49.981	113	24.642	215	24.003	172	215
9	1:38.117	49.801	118	24.532	217	23.784	172	217	19	1:38.693	49.991	114	24.565	214	24.137	171	214
10	1:37.989	49.622	118	24.389	217	23.978	172	217	20	1:38.669	49.967	112	24.622	215	24.080	171	215

53 Halder, DEU									theoretical besttime: 1:35.487								
1	1:41.848	53.985	120	24.589	216	23.274	173	216	11	1:37.101	49.332	120	24.254	220	23.515	171	220
2	1:36.974	49.344	122	24.464	217	23.166	174	217	12	1:36.798	49.485	120	24.170	219	23.143	173	219
3	1:36.589	49.335	122	24.248	217	23.006	173	217	13	1:37.331	49.308	120	24.181	220	23.842	173	220
4	1:36.176	48.811	123	24.168	217	23.197	174	217	14	1:36.959	49.380	119	24.248	219	23.331	173	219
5	1:35.614	48.718	122	23.960	218	22.936	174	218	15	1:37.144	49.435	119	24.279	219	23.430	172	219
6	1:35.492	48.594	121	23.957	219	22.941	174	219	16	1:37.339	49.440	117	24.291	220	23.608	172	220
7	1:35.778	48.618	121	23.961	220	23.199	173	220	17	1:37.157	49.418	118	24.266	219	23.473	173	219
8	1:36.234	48.906	121	24.153	220	23.175	173	220	18	1:37.582	49.788	119	24.317	219	23.477	171	219
9	1:36.702	49.123	121	24.133	219	23.446	173	219	19	1:37.461	49.694	118	24.336	218	23.431	171	218
10	1:36.702	49.072	120	24.140	220	23.490	173	220	20	1:37.749	49.801	116	24.431	219	23.517	172	219

54 Reicher, AUT									theoretical besttime: 1:35.677								
1	1:45.016	56.147	119	24.884	219	23.985	172	219	11	1:37.364	49.843	121	24.175	221	23.346	172	221
2	1:37.140	49.262	119	24.401	219	23.477	172	219	12	1:37.078	49.431	117	24.256	220	23.391	172	220
3	1:37.063	48.996	121	24.248	219	23.819	172	219	13	1:37.150	49.314	119	24.268	219	23.568	172	219
4	1:35.721	48.517	121	24.106	218	23.098	172	218	14	1:37.302	49.440	120	24.322	219	23.540	173	219
5	1:36.441	48.787	120	24.239	220	23.415	172	220	15	1:37.427	49.509	119	24.338	220	23.580	172	220
6	1:37.766	49.411	119	24.259	212	24.096	172	212	16	1:37.963	49.980	117	24.365	219	23.618	172	219
7	1:36.229	48.996	121	24.062	219	23.171	172	219	17	1:37.477	49.498	117	24.401	219	23.578	172	219
8	1:36.817	49.157	119	24.241	219	23.419	172	219	18	1:37.621	49.612	119	24.409	220	23.600	171	220
9	1:37.007	49.121	118	24.119	219	23.767	171	219	19	1:37.647	49.606	120	24.376	220	23.665	172	220
10	1:38.435	50.556	109	24.467	220	23.412	173	220	20	1:37.765	49.794	117	24.418	220	23.553	171	220



ADAC TCR Germany



Sector List Race 1

Provisional

Nürburgring, Length: 3629m

Air temperature: 30.49°C

Track temperature: 41.06°C

Weather condition: Dry

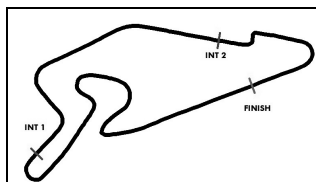
DMSB Reg. Nr.: DMSB 215/18

Saturday, August 4, 2018 11:55:00

Lap	Time	SE1	SP1	SE2	SP2	SE3	SP3	TSP	Lap	Time	SE1	SP1	SE2	SP2	SE3	SP3	TSP
77 Häußermann, DEU									theoretical besttime: 1:36.219								
1	1:47.571	56.902	119	25.466	218	25.203	170	218	11	1:37.066	49.501	121	24.068	218	23.497	172	218
2	1:37.714	49.698	121	24.291	218	23.725	171	218	12	1:36.854	49.214	120	24.097	219	23.543	172	219
3	1:36.585	48.789	121	24.153	218	23.643	173	218	13	1:38.867	49.672	118	24.517	218	24.678	172	218
4	1:37.433	49.247	119	24.652	216	23.534	172	216	14	1:39.563	51.388	121	24.804	214	23.371	173	214
5	1:38.034	49.539	119	24.272	219	24.223	172	219	15	1:37.458	49.469	120	24.202	217	23.787	171	217
6	1:37.321	49.593	120	24.147	218	23.581	172	218	16	1:38.153	49.860	121	24.577	215	23.716	171	215
7	1:37.232	49.460	120	24.291	219	23.481	172	219	17	1:38.024	49.981	118	24.314	216	23.729	171	216
8	1:37.313	49.088	120	24.620	219	23.605	171	219	18	1:37.999	49.842	117	24.319	216	23.838	171	216
9	1:37.150	49.338	122	24.383	215	23.429	173	215	19	1:37.653	49.656	118	24.327	215	23.670	171	215
10	1:36.839	49.346	121	24.131	216	23.362	172	216	20	1:38.033	49.792	118	24.330	216	23.911	171	216

88 Fugel, DEU									theoretical besttime: 1:35.676								
1	1:40.016	52.478	120	24.112	215	23.426	172	215	11	1:36.694	49.189	118	24.157	216	23.348	171	216
2	1:36.402	49.028	120	24.055	216	23.319	173	216	12	1:36.649	49.071	119	24.194	216	23.384	172	216
3	1:35.860	48.720	123	24.080	215	23.060	172	215	13	1:36.808	49.153	120	24.177	215	23.478	172	215
4	1:35.862	48.644	122	23.973	215	23.245	172	215	14	1:36.666	49.004	119	24.217	215	23.445	173	215
5	1:36.162	48.789	123	24.005	216	23.368	170	216	15	1:36.788	49.156	119	24.277	215	23.355	171	215
6	1:36.149	48.960	121	24.079	216	23.110	173	216	16	1:36.744	49.063	118	24.276	216	23.405	171	216
7	1:36.065	48.886	121	23.972	215	23.207	172	215	17	1:37.184	49.207	118	24.292	215	23.685	171	215
8	1:36.533	48.864	121	24.064	216	23.605	172	216	18	1:37.257	49.381	119	24.293	216	23.583	171	216
9	1:36.147	48.833	121	24.132	216	23.182	172	216	19	1:37.489	49.472	119	24.420	215	23.597	171	215
10	1:36.368	48.976	120	24.138	216	23.254	172	216	20	1:38.222	49.651	117	24.484	215	24.087	159	215

99 Sandberg, NLD									theoretical besttime: 1:36.770								
1	1:52.258			1:27.132	214	25.126	171	214	11	1:38.005	50.233	120	24.295	218	23.477	171	218
2	1:38.070	50.007	118	24.466	219	23.597	173	219	12	1:38.455	50.378	113	24.368	218	23.709	172	218
3	1:41.339	50.312	117	24.701	219	26.326	168	219	13	1:38.108	50.071	116	24.566	217	23.471	173	217
4	1:37.398	49.538	117	24.204	220	23.656	172	220	14	1:38.222	50.082	116	24.470	218	23.670	173	218
5	1:39.805	49.476	117	25.503	210	24.826	173	210	15	1:38.490	50.292	114	24.458	219	23.740	172	219
6	1:41.114	53.510	117	24.315	218	23.289	173	218	16	1:38.898	50.654	116	24.514	217	23.730	172	217
7	1:36.909	49.399	117	24.227	218	23.283	172	218	17	1:38.693	50.624	116	24.492	218	23.577	171	218
8	1:37.511	49.283	118	24.383	220	23.845	171	220	18	1:38.770	50.549	114	24.578	219	23.643	172	219
9	1:37.698	49.784	120	24.352	218	23.562	173	218	19	1:39.545	50.581	113	24.678	219	24.286	171	219
10	1:37.579	49.687	118	24.534	217	23.358	171	217	20	1:39.479	50.919	112	24.632	218	23.928	170	218



ADAC TCR Germany

Top speed list Race 1

Provisional



Nürburgring, Length: 3629m

Air temperature: 30.49°C

Track temperature: 41.06°C

Weather condition: Dry

DMSB Reg. Nr.: DMSB 215/18

Saturday, August 4, 2018 11:55:00

#	Name (NAT)	Team	Car name	Speed	Lap	Race time
22	Harald Proczyk (AUT)	HP Racing International (DEU)	Opel Astra TCR	222.68	11	17:37.343
11	Luke Wankmüller (DEU)	HP Racing International (DEU)	Opel Astra TCR	222.22	11	17:33.056
17	Jasmin Preisig (CHE)	Steibel Motorsport (DEU)	Opel Astra TCR	221.76	3	4:37.378
6	Oliver Holdener (CHE)	Wolf-Power Racing (CHE)	Cupra TCR	221.76	8	12:45.982
45	Peter Terting (DEU)	PROsport Performance (DEU)	Audi RS 3 LMS TCR	221.31	10	16:02.673
54	Simon Reicher (AUT)	YACO Racing (DEU)	Audi RS 3 LMS TCR	221.31	11	17:31.653
42	Lukas Niedertscheider (AUT)	Niedertscheider Motorsport (AUT)	Peugeot 308 TCR	221.31	16	25:52.433
9	Daniel Davidovac (DEU)	HP Racing International 2 (DEU)	Opel Astra TCR	221.31	17	27:49.548
30	Antti Buri (FIN)	LMS Racing (FIN)	Audi RS 3 LMS TCR	220.85	2	2:57.927
53	Michelle Halder (DEU)	Profi-Car Team Halder (DEU)	Cupra TCR	220.85	11	17:21.695
40	Olli Kangas (FIN)	LMS Racing (FIN)	Cupra TCR	220.85	11	17:41.362
99	Maurits Sandberg (NLD)	Racing One (DEU)	Audi RS 3 LMS TCR	220.40	4	6:25.409
19	Max Hesse (DEU)	PROsport Performance (DEU)	Audi RS 3 LMS TCR	220.40	9	14:07.715
14	Niels Langeveld (NLD)	Racing One (DEU)	Audi RS 3 LMS TCR	219.95	7	10:54.423
77	Justin Häußermann (DEU)	Team Engstler Germany (DEU)	VW Golf GTI TCR 2018	219.95	8	12:45.598
36	Dino Calcum (DEU)	Vukovic Motorsport (CHE)	Renault Megane TCR	219.95	16	25:59.894
4	Jan Seyffert (DEU)	Lubner Motorsport (DEU)	Opel Astra TCR	219.51	7	11:20.660
29	Jussi Kuusiniemi (FIN)	Positione Motorsport (AUT)	VW Golf GTI TCR 2018	218.62	4	6:14.218
47	Niko Kankkunen (FIN)	Team Engstler Europe (DEU)	VW Golf GTI TCR 2018	218.62	12	19:23.100
33	J.C. Reynolds (CHE)	TOPCAR Sport (CHE)	Cupra TCR	218.62	12	19:29.187
39	Florian Thoma (CHE)	Max Kruse Racing (DEU)	VW Golf GTI TCR 2018	217.74	2	2:59.165
3	Kai Jordan (DEU)	Team Engstler Germany (DEU)	VW Golf GTI TCR 2018	217.74	2	3:03.295
31	Leonardo Tinland (CHE)	Young Driver Challenge (CHE)	Cupra TCR	217.74	3	4:44.553
10	Benjamin Leuchter (DEU)	Max Kruse Racing (DEU)	VW Golf GTI TCR 2018	217.74	10	15:45.860
8	Luca Engstler (DEU)	Hyundai Team Engstler (DEU)	Hyundai i30 N TCR	216.86	2	2:58.310
88	Dominik Fugel (DEU)	Team Honda ADAC Sachsen (DEU)	Honda Civic TCR 2018	216.43	2	2:53.099
7	Mike Halder (DEU)	Team Honda ADAC Sachsen (DEU)	Honda Civic TCR 2018	216.43	8	12:25.763
27	Theo Coicaud (FRA)	Hyundai Team Engstler (DEU)	Hyundai i30 N TCR	215.56	2	2:56.482
23	Sebastian Steibel (DEU)	Steibel Motorsport (DEU)	VW Golf GTI TCR 2016	215.56	8	12:51.087