



ADAC TCR Germany

Result List Qualifying 2



Provisional

Reg. Nr.: KNAF 0301.18.251

Saturday, August 18, 2018 10:10:00

Circuit Zandvoort, Length: 4307m

Air temperature: 20.65°C

Track temperature: 21.62°C

Weather condition: Dry

started : 12 classified : 12 not classified : 0

Nr.	Drivers	Team	Lap	Best Time	Gap	Diff	Kph	Day Time
Cl.	Car	Competitor						
1	14 N.Langeveld(NLD) Audi RS 3 LMS TCR	Racing One(DEU) Racing One	2	1:45.892			146.4	10:13:46
2	30 A.Buri(FIN) Audi RS 3 LMS TCR	LMS Racing(FIN) LMS Racing	4	1:46.118	0.226	0.226	146.1	10:17:22
3	22 H.Proczyk(AUT) Opel Astra TCR	HP Racing International(DEU) HP Racing International	3	1:46.230	0.338	0.112	145.9	10:16:19
4	7 M.Halder(DEU) Honda Civic TCR 2018	Team Honda ADAC Sachsen(DEU) ADAC Sachsen e.V.	3	1:46.274	0.382	0.044	145.8	10:16:44
5	19 M.Hesse(DEU) R Audi RS 3 LMS TCR	PROsport Performance(DEU) Prosport Performance GmbH	3	1:46.288	0.396	0.014	145.8	10:16:25
6	27 T.Coicaud(FRA) Hyundai i30 N TCR	Hyundai Team Engstler(DEU) Hyundai Team Engstler	3	1:46.500	0.608	0.212	145.5	10:15:56
7	60 L.Prattes(DEU) R Cupra TCR	TOPCAR Sport(CHE) TOPCAR Sport	3	1:46.554	0.662	0.054	145.5	10:15:39
8	54 S.Reicher(AUT) Audi RS 3 LMS TCR	YACO Racing(DEU) YACO Racing	3	1:46.562	0.670	0.008	145.5	10:16:50
9	11 L.Wankmüller(DEU) R Opel Astra TCR	HP Racing International(DEU) HP Racing International	3	1:46.612	0.720	0.050	145.4	10:16:27
10	8 L.Engstler(DEU) Hyundai i30 N TCR	Hyundai Team Engstler(DEU) Hyundai Team Engstler	4	1:46.627	0.735	0.015	145.4	10:17:53
11	53 M.Halder(DEU) R Cupra TCR	Profi-Car Team Halder(DEU) Profi-Car Team Halder	3	1:46.775	0.883	0.148	145.2	10:16:13
12	10 B.Leuchter(DEU) VW Golf GTI TCR 2018	Max Kruse Racing(DEU) Max Kruse Racing	3	1:46.882	0.990	0.107	145.0	10:16:01

Classification limit: 110% Time: 1:56.481

Subject to final scrutineering!

Publication time:	Clerk of the Course: Jeroen Frieman	Timekeeper: Steffen Ruhl
-------------------	-------------------------------------	--------------------------

ver: 1.0

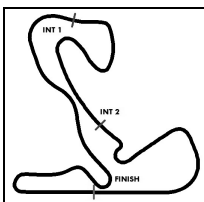
www.adac.de/motorsport

Page 1/ 1 printed: 18.8.2018 10:23



ADAC Vorteilsprogramm





ADAC TCR Germany

Sector List Qualifying 2



Provisional

Reg. Nr.: KNAF 0301.18.251

Saturday, August 18, 2018 10:10:00

Circuit Zandvoort, Length: 4307m

Air temperature: 20.65°C

Track temperature: 21.62°C

Weather condition: Dry

Lap	Time	SE1	SP1	SE2	SP2	SE3	SP3	TSP	Lap	Time	SE1	SP1	SE2	SP2	SE3	SP3	TSP
7	Halder, DEU								theoretical besttime: 1:46.274								
1	3:10.355	2:07.431	143	30.909	169	32.015	217		4	2:01.111	52.185	156	33.204	141	35.722	216	221
2	1:46.714	46.984	180	27.995	189	31.735	217	228	5	2:07.759	49.628	133	33.686	142	44.445	131	228
3	1:46.274	46.797	181	27.849	190	31.628	217	229									

8	Engstler, DEU								theoretical besttime: 1:46.504								
1	2:25.167	1:18.093	151	31.944	166	35.130	196		4	1:46.627	47.000	179	28.008	190	31.619	215	227
2	1:54.399	50.498	175	32.166	184	31.735	216	200	5	1:46.683	46.972	180	27.913	190	31.798	215	226
3	1:46.825	47.080	181	28.055	190	31.690	216	228	6	1:05.039	108	40.406	88				226

10	Leuchter, DEU								theoretical besttime: 1:46.858								
1	2:22.404	1:12.341	118	33.654	144	36.409	187		4	1:46.932	47.034	178	28.068	191	31.830	218	231
2	1:51.373	50.452	174	29.032	191	31.889	219	187	5	1:47.468	47.226	179	28.310	191	31.932	211	230
3	1:46.882	46.986	180	28.042	190	31.854	218	231	6	1:11.903	108	40.825	94				178

11	Wankmüller, DEU								theoretical besttime: 1:46.407								
1	2:52.828	1:49.617	126	30.867	185	32.344	220		4	1:55.652	49.490	141	32.977	135	33.185		234
2	1:46.818	47.213	178	27.941	196	31.664		232	5	1:46.807	46.836	177	28.246	194	31.725	215	233
3	1:46.612	46.943	177	28.039	193	31.630		234									

14	Langeveld, NLD								theoretical besttime: 1:45.845								
1	1:59.927	59.894	176	28.583	191	31.450	221		4	1:57.730	46.939	170	28.808	188	41.983	55	234
2	1:45.892	46.638	183	27.819	192	31.435	221	233	5	3:18.081	2:02.977	145	34.802	147	40.302	126	
3	1:46.053	46.591	181	27.897	192	31.565	221	234									

19	Hesse, DEU								theoretical besttime: 1:46.288								
1	2:42.442	1:38.251	153	29.985	189	34.206	218		3	1:46.288	46.700	183	27.988	193	31.600	221	234
2	1:56.313	51.983	181	28.689	127	35.641	221	223	4	1:58.112	46.841	180	28.017	193	43.254	51	234

22	Proczyk, AUT								theoretical besttime: 1:46.230								
1	2:37.732	1:30.485	157	31.064	171	36.183	208		4	1:46.612	46.903	180	27.883	194	31.826	222	233
2	1:55.084	50.805	169	31.196	178	33.083	222	203	5	2:15.017	53.240	154	30.674	163	51.103	35	192
3	1:46.230	46.829	182	27.796	194	31.605	224	232									

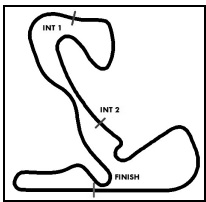
27	Coicaud, FRA								theoretical besttime: 1:46.467								
1	2:22.015	1:15.631	169	32.142	172	34.242	215		3	1:46.500	46.992	180	27.779	189	31.729	216	227
2	1:46.690	47.197	177	27.797	189	31.696	216	225	4	2:12.944	55.767	134	32.649	148	44.528	59	204

30	Buri, FIN								theoretical besttime: 1:46.086								
1	2:02.340	1:01.107	169	28.901	184	32.332	221		4	1:46.118	46.682	180	27.968	192	31.468	221	234
2	1:46.726	46.947	181	28.126	192	31.653	221	229	5	1:46.609	46.741	177	28.130	191	31.738	220	233
3	1:46.429	46.903	180	27.936	193	31.590	222	234	6	1:04.137	102	48.317	79				204

53	Halder, DEU								theoretical besttime: 1:46.722								
1	2:31.072	1:17.537	134	37.562	135	35.973	186		4	1:47.259	47.032	165	28.004	194	32.223	216	232
2	1:54.855	51.509	156	30.868	161	32.478	221	182	5	1:53.414	51.931	159	29.241	176	32.242	221	228
3	1:46.775	47.085	180	27.968	194	31.722	221	228	6	1:48.335	47.699	176	28.441	193	32.195	219	231

54	Reicher, AUT								theoretical besttime: 1:46.453								
1	3:15.601	2:09.890	157	32.630	155	33.081	217		4	1:46.705	46.965	171	28.104	193	31.636	221	233
2	1:47.819	47.974	178	27.993	193	31.852	220	220	5	2:19.439	1:00.905	124	35.265	139	43.269	132	185
3	1:46.562	47.066	182	27.852	193	31.644	221	232									





ADAC TCR Germany

Sector List Qualifying 2

Provisional

Reg. Nr.: KNAF 0301.18.251

Saturday, August 18, 2018 10:10:00



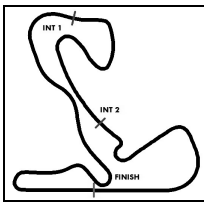
Circuit Zandvoort, Length: 4307m

Air temperature: 20.65°C

Track temperature: 21.62°C

Weather condition: Dry

Lap	Time	SE1	SP1	SE2	SP2	SE3	SP3	TSP	Lap	Time	SE1	SP1	SE2	SP2	SE3	SP3	TSP
60 Prattes, DEU									theoretical besttime: 1:46.554								
1	2:03.875	1:00.391	159	30.076	174	33.408	217		4	2:10.198	48.342	95	33.215	186	48.641	52	233
2	1:48.426	48.095	180	28.507	192	31.824	220	222	5	3:13.953	1:35.042	113	37.388	110	1:01.523	41	
3	1:46.554	46.777	182	28.120	193	31.657	221	232									



ADAC TCR Germany

Top speed list Qualifying 2

Provisional

Reg. Nr.: KNAF 0301.18.251

Saturday, August 18, 2018 10:10:00



Circuit Zandvoort, Length: 4307m

Air temperature: 20.65°C

Track temperature: 21.62°C

Weather condition: Dry

#	Name (NAT)	Team	Car name	Speed	Lap	Race time
19	Max Hesse (DEU)	PROsport Performance (DEU)	Audi RS 3 LMS TCR	234.78	4	6:27.921
11	Luke Wankmüller (DEU)	HP Racing International (DEU)	Opel Astra TCR	234.78	4	6:29.120
14	Niels Langeveld (NLD)	Racing One (DEU)	Audi RS 3 LMS TCR	234.27	3	3:48.702
30	Antti Buri (FIN)	LMS Racing (FIN)	Audi RS 3 LMS TCR	234.27	3	3:51.942
60	Loris Prattes (DEU)	TOPCAR Sport (CHE)	Cupra TCR	233.76	4	5:41.746
22	Harald Proczyk (AUT)	HP Racing International (DEU)	Opel Astra TCR	233.26	4	6:21.910
54	Simon Reicher (AUT)	YACO Racing (DEU)	Audi RS 3 LMS TCR	233.26	4	6:52.864
53	Michelle Halder (DEU)	Profi-Car Team Halder (DEU)	Cupra TCR	232.75	4	6:15.582
10	Benjamin Leuchter (DEU)	Max Kruse Racing (DEU)	VW Golf GTI TCR 2018	231.75	3	4:16.688
7	Mike Halder (DEU)	Team Honda ADAC Sachsen (DEU)	Honda Civic TCR 2018	229.29	3	5:00.009
8	Luca Engstler (DEU)	Hyundai Team Engstler (DEU)	Hyundai i30 N TCR	228.32	3	4:22.522
27	Theo Coicaud (FRA)	Hyundai Team Engstler (DEU)	Hyundai i30 N TCR	227.36	3	4:11.668

ver: 1.0

www.adac.de/motorsport

Page 1/ 1 printed: 18.8.2018 10:23



ADAC Vorteilsprogramm



Audi Sport



CAMP DAVID

DEKRA



KÄRCHER

PIRELLI

postcon

RACE ROOM

RAVENOL

Sport Bild

TWIN BUSCH GERMANY

DMSB

