

ADAC TCR Germany

Result List Free Practice 2



Provisional

Nürburgring, Length: 3629m

Air temperature: 31.06°C

Track temperature: 43.18°C

Weather condition: Dry

Reg. Nr.: DMSB 215/18

Friday, August 3, 2018 12:05:00

started : 31 classified : 31 not classified : 0

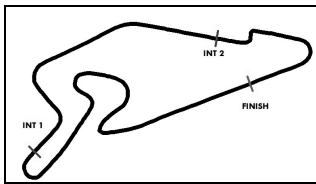
Nr.	Drivers	Team	Lap	Best Time	Gap	Diff	Kph	Day Time
Cl.	Car	Competitor						
1	7 M.Halder(DEU) Honda Civic TCR 2018	Team Honda ADAC Sachsen(DEU) ADAC Sachsen e.V.	3	1:34.917			137.6	12:30:04
2	42 L.Niedertscheider(AUT) Peugeot 308 TCR	Niedertscheider Motorsport(AUT) Niedertscheider Motorsport	13	1:35.106	0.189	0.189	137.3	12:34:48
3	19 M.Hesse(DEU) R Audi RS 3 LMS TCR	PROsport Performance(DEU) Prosport Performance GmbH	7	1:35.511	0.594	0.405	136.7	12:26:19
4	6 O.Holdener(CHE) Cupra TCR	Wolf-Power Racing(CHE) Wolf-Power Racing	10	1:35.985	1.068	0.474	136.1	12:29:13
5	22 H.Proczyk(AUT) Opel Astra TCR	HP Racing International(DEU) HP Racing International	8	1:36.062	1.145	0.077	135.9	12:26:05
6	53 M.Halder(DEU) R Cupra TCR	Profi-Car Team Halder(DEU) Profi-Car Team Halder	10	1:36.101	1.184	0.039	135.9	12:31:31
7	14 N.Langeveld(NLD) Audi RS 3 LMS TCR	Racing One(DEU) Racing One	8	1:36.250	1.333	0.149	135.7	12:24:31
8	47 N.Kankkunen(FIN) VW Golf GTI TCR 2018	Team Engstler Europe(DEU) LIQUI MOLY Team Engstler	9	1:36.322	1.405	0.072	135.6	12:28:16
9	40 O.Kangas(FIN) Cupra TCR	LMS Racing(FIN) LMS Racing	9	1:36.454	1.537	0.132	135.4	12:27:06
10	27 T.Coicaud(FRA) Hyundai i30 N TCR	Hyundai Team Engstler(DEU) Hyundai Team Engstler	8	1:36.487	1.570	0.033	135.4	12:28:14
11	8 L.Engstler(DEU) Hyundai i30 N TCR	Hyundai Team Engstler(DEU) Hyundai Team Engstler	8	1:36.543	1.626	0.056	135.3	12:26:33
12	11 L.Wankmüller(DEU) R Opel Astra TCR	HP Racing International(DEU) HP Racing International	7	1:36.572	1.655	0.029	135.2	12:35:30
13	39 F.Thoma(CHE) VW Golf GTI TCR 2018	Max Kruse Racing(DEU) Max Kruse Racing	9	1:36.606	1.689	0.034	135.2	12:27:10
14	3 K.Jordan(DEU) VW Golf GTI TCR 2018	Team Engstler Germany(DEU) LIQUI MOLY Team Engstler	6	1:36.616	1.699	0.010	135.2	12:23:14
15	77 J.Häußermann(DEU) R VW Golf GTI TCR 2018	Team Engstler Germany(DEU) LIQUI MOLY Team Engstler	8	1:36.685	1.768	0.069	135.1	12:28:12
16	88 D.Fugel(DEU) Honda Civic TCR 2018	Team Honda ADAC Sachsen(DEU) ADAC Sachsen e.V.	6	1:36.707	1.790	0.022	135.0	12:25:06
17	54 S.Reicher(AUT) Audi RS 3 LMS TCR	YACO Racing(DEU) YACO Racing	7	1:36.761	1.844	0.054	135.0	12:25:25
18	29 J.Kuusiniemi(FIN) VW Golf GTI TCR 2018	Positione Motorsport(AUT) Positione Motorsport	12	1:36.795	1.878	0.034	134.9	12:35:33
19	30 A.Buri(FIN) Audi RS 3 LMS TCR	LMS Racing(FIN) LMS Racing	8	1:36.980	2.063	0.185	134.7	12:25:45
20	45 P.Terting(DEU) Audi RS 3 LMS TCR	PROsport Performance(DEU) Prosport Performance GmbH	3	1:36.984	2.067	0.004	134.7	12:14:41
21	10 B.Leuchter(DEU) VW Golf GTI TCR 2018	Max Kruse Racing(DEU) Max Kruse Racing	6	1:37.022	2.105	0.038	134.6	12:25:31
22	4 J.Seyffert(DEU) Opel Astra TCR	Lubner Motorsport(DEU) Lubner Motorsport	11	1:37.109	2.192	0.087	134.5	12:35:51
23	23 S.Steibel(DEU) VW Golf GTI TCR 2016	Steibel Motorsport(DEU) AMC Burgau e.V.	8	1:37.138	2.221	0.029	134.4	12:25:42
24	17 J.Preisig(CHE) Opel Astra TCR	Steibel Motorsport(DEU) AMC Burgau e.V.	7	1:37.454	2.537	0.316	134.0	12:36:13
25	33 J.Reynolds(CHE) Cupra TCR	TOPCAR Sport(CHE) TOPCAR Sport	9	1:37.685	2.768	0.231	133.7	12:26:15
26	9 D.Davidovac(DEU) Opel Astra TCR	HP Racing International 2(DEU) HP Racing International	8	1:38.141	3.224	0.456	133.1	12:27:01

ver: 1.0

www.adac.de/motorsport

Page 1 / 2 printed: 3.8.2018 12:37





ADAC TCR Germany

Result List Free Practice 2



Provisional

Reg. Nr.: DMSB 215/18

Friday, August 3, 2018 12:05:00

Nürburgring, Length: 3629m

Air temperature: 31.06°C

Track temperature: 43.18°C

Weather condition: Dry

started : 31 classified : 31 not classified : 0

Nr.	Drivers	Team	Lap	Best Time	Gap	Diff	Kph	Day Time
Cl.	Car	Competitor						
27	99 M.Sandberg(NLD) Audi RS 3 LMS TCR	Racing One(DEU) Racing One	8	1:38.335	3.418	0.194	132.8	12:28:09
28	41 S.Kirsch(DEU) Renault Megane TCR	Besagroup Racing Team(DEU) ADAC Sachsen e.V.	8	1:39.308	4.391	0.973	131.5	12:26:59
29	36 D.Calcum(DEU) Renault Megane TCR	Vukovic Motorsport(CHE) Vukovic Motorsport	4	1:40.859	5.942	1.551	129.5	12:15:14
30	15 F.Kovac(CRO) Renault Megane TCR	Besagroup Racing Team(DEU) Besagroup Racing Team	11	1:42.756	7.839	1.897	127.1	12:34:23
31	31 L.Tinland(CHE) Cupra TCR	Young Driver Challenge(CHE) Young Driver Challenge	4	1:50.877	15.960	8.121	117.8	12:15:17

Subject to final scrutineering!

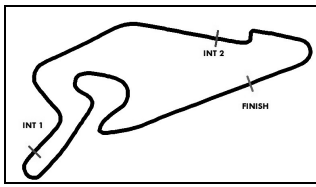
Publication time:	Clerk of the Course: Michael Bork	Timekeeper: Steffen Ruhl
-------------------	-----------------------------------	--------------------------

ver: 1.0

www.adac.de/motorsport

Page 2 / 2 printed: 3.8.2018 12:37





ADAC TCR Germany



Sector List Free Practice 2

Provisional

Reg. Nr.: DMSB 215/18

Nürburgring, Length: 3629m

Air temperature: 31.06°C

Track temperature: 43.18°C

Weather condition: Dry

Friday, August 3, 2018 12:05:00

Lap	Time	SE1	SP1	SE2	SP2	SE3	SP3	TSP	Lap	Time	SE1	SP1	SE2	SP2	SE3	SP3	TSP
3 Jordan, DEU									theoretical besttime: 1:36.508								
1	2:18.524	1:22.115	115	31.168	183	25.241	167	183	7	1:36.838	48.986	119	24.200	216	23.652	171	216
2	3:01.371	1:17.952	60	54.696	66	48.723	51	66	8	1:47.871	49.254	118	24.320	213	34.297	49	213
3	4:02.723	3:13.819	117	24.967	207	23.937	170	207	9	4:06.719	3:19.147	119	24.199	213	23.373	171	213
4	2:18.233	49.068	117	43.226	75	45.939	50	75	10	1:37.526	49.456	118	24.491	213	23.579	170	213
5	4:56.146	4:08.261	118	24.403	212	23.482	170	212	11	1:37.635	49.555	118	24.471	215	23.609	171	215
6	1:36.616	48.974	120	24.307	213	23.335	171	213	12		49.780	120	29.362	138			138

4 Seyffert, DEU									theoretical besttime: 1:36.857								
1	2:43.095	1:39.429	98	29.089	152	34.577	43	152	7	1:44.657	49.650	119	24.588	210	30.419	55	210
2	6:53.462	5:46.792	84	30.404	171	36.266	54	171	8	3:35.570	2:43.350	103	27.063	208	25.157	168	208
3	3:13.320	1:36.843	79	46.513	63	49.964	32	63	9	1:37.497	49.701	120	24.390	211	23.406	171	211
4	4:18.921	3:29.419		25.093	186	24.409	169	186	10	1:41.283	51.162	108	26.281	213	23.840	172	213
5	1:46.326	54.676	104	27.427	211	24.223	171	211	11	1:37.109	49.061	119	24.469	215	23.579	171	215
6	1:39.465	49.985	116	25.664	210	23.816	171	210									

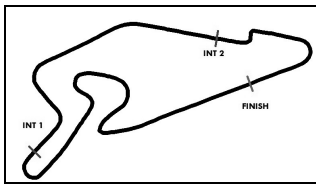
6 Holdener, CHE									theoretical besttime: 1:35.985								
1	2:16.615	1:18.777	106	29.456	151	28.382	155	151	8	1:37.413	49.651	117	24.291	216	23.471	172	216
2	2:59.984	1:19.518	63	54.409	66	46.057	58	66	9	1:37.133	49.550	119	24.179	216	23.404	173	216
3	3:02.333	2:04.807	102	29.834	141	27.692	166	141	10	1:35.985	48.737	120	24.104	216	23.144	173	216
4	1:59.121	57.585	107	31.033	158	30.503	145	158	11	1:38.135	50.208	121	24.552	217	23.375	173	217
5	3:30.299	1:39.923	60	1:01.679	58	48.697	45	58	12	1:40.288	51.390	110	25.598	215	23.300	173	215
6	3:54.670	3:02.628	114	26.906	204	25.136	169	204	13	1:36.898	49.308	117	24.205	217	23.385	174	217
7	1:39.001	50.685	117	24.539	214	23.777	172	214	14	1:37.122	49.214	115	24.316	218	23.592	173	218

7 Halder, DEU									theoretical besttime: 1:34.917								
1	21:53.534	20:59.964	110	28.651	132	24.919	170	132	4	1:51.301	54.924	112	25.611	176	30.766	56	176
2	1:35.472	48.681	121	23.979	212	22.812	171	212	5	2:51.655	2:04.413	120	24.195	216	23.047	172	216
3	1:34.917	48.314	121	23.933	213	22.670	172	213	6		49.137	119	24.663	194			194

8 Engstler, DEU									theoretical besttime: 1:36.487								
1	2:15.721	1:21.154	118	25.092	199	29.475	58	199	8	1:36.543	49.062	120	24.331	210	23.150	171	210
2	6:01.812	5:04.200	106	24.913	200	32.699	58	200	9	1:36.940	49.232	119	24.452	211	23.256	170	211
3	2:04.628	1:16.822	120	24.490	211	23.316	151	211	10	1:37.303	49.690	119	24.476	208	23.137	170	208
4	3:30.828	1:37.378	58	1:01.740	58	51.710	42	58	11	1:37.218	49.403	120	24.611	209	23.204	170	209
5	2:47.495	1:59.620	120	24.458	210	23.417	170	210	12	1:37.452	49.595	120	24.611	208	23.246	170	208
6	1:38.542	50.792	120	24.449	209	23.301	171	209	13	1:37.688	49.527	116	24.600	210	23.561	171	210
7	1:36.974	49.508	120	24.288	210	23.178	171	210	14		49.772	119	24.577	211			211

9 Davidovac, DEU									theoretical besttime: 1:37.736								
1	3:01.525	1:52.847	106	29.956	171	38.722	57	171	7	1:38.165	49.971	118	24.658	214	23.536	170	214
2	5:25.298	4:33.770	109	26.416	201	25.112	167	201	8	1:38.141	49.832	119	24.607	213	23.702	168	213
3	1:42.352	51.670	117	26.424	213	24.258	171	213	9	1:38.455	49.600	121	24.717	210	24.138	164	210
4	2:32.826	58.365	72	49.000	74	45.461	42	74	10	1:38.450	50.298	118	24.600	215	23.552	168	215
5	4:22.558	3:31.540	113	26.196	202	24.822	168	202	11	1:49.604	49.800	119	25.618	183	34.186	49	183
6	1:39.517	50.762	118	24.995	213	23.760	170	213	12	4:27.807	3:36.691	103	27.353	212	23.763	167	212

10 Leuchter, DEU									theoretical besttime: 1:36.999								
1	3:24.106	2:05.879	99	30.631	181	47.596	44	181	7	1:37.094	49.316	118	24.523	214	23.255	171	214
2	5:22.487	4:28.114	106	27.423	208	26.950	163	208	8	1:37.197	49.259	116	24.549	214	23.389	171	214
3	2:01.635	57.203	111	27.271	207	37.161	49	207	9	1:43.258	49.673	119	24.604	214	28.981	51	214
4	6:19.779	5:30.383	115	25.210	209	24.186	169	209	10	3:04.600	2:16.278	116	24.733	212	23.589	171	212
5	1:46.165	57.098	117	25.277	211	23.790	170	211	11	1:37.716	49.476	116	24.657	214	23.583	170	214
6	1:37.022	49.280	118	24.485	214	23.257	171	214									



ADAC TCR Germany



Sector List Free Practice 2

Provisional

Reg. Nr.: DMSB 215/18

Nürburgring, Length: 3629m

Air temperature: 31.06°C

Track temperature: 43.18°C

Weather condition: Dry

Friday, August 3, 2018 12:05:00

Lap	Time	SE1	SP1	SE2	SP2	SE3	SP3	TSP	Lap	Time	SE1	SP1	SE2	SP2	SE3	SP3	TSP
11	Wankmüller, DEU								theoretical besttime: 1:36.572								
1	2:33.455	1:41.873	114	26.505	201	25.077	131	201	5	2:03.233	1:14.188	119	25.198	216	23.847	172	216
2	3:03.878	1:23.502	78	52.856	73	47.520	31	73	6	1:37.432	49.401	121	24.423	214	23.608	173	214
3	2:10.877	1:22.600	122	24.571	212	23.706	174	212	7	1:36.572	49.063	119	24.327	213	23.182	172	213
4	17:24.192	54.964	39														

14	Langeveld, NLD								theoretical besttime: 1:36.250								
1	2:03.455	1:10.776	118	27.208	144	25.471	170	144	7	1:36.968	49.278	119	24.493	216	23.197	173	216
2	2:46.969	1:03.318	60	50.766	73	52.885	35	73	8	1:36.250	48.934	116	24.189	218	23.127	171	218
3	3:02.008	2:12.643	118	24.866	208	24.499	172	208	9	1:36.470	49.042	118	24.209	218	23.219	172	218
4	1:46.381	50.978	108	28.575	142	26.828	153	142	10	1:36.777	49.250	121	24.241	218	23.286	172	218
5	2:42.271	1:01.738	78	49.630	72	50.903	53	72	11	2:00.617	56.263	108	29.207	150	35.147	46	150
6	3:56.914	3:08.615	117	24.482	213	23.817	173	213	12		3:00.970	101	27.207	194			194

15	Kovac, CRO								theoretical besttime: 1:42.484								
1	3:30.400	2:07.948	103	31.485	179	50.967	44	179	7	1:47.064	53.501	108	27.516	190	26.047	159	190
2	5:19.796	4:24.164	104	29.102	180	26.530	156	180	8	1:46.043	53.810	114	26.337	196	25.896	158	196
3	2:10.484	54.294	111	28.261	166	47.929	35	166	9	1:45.426	53.834	114	26.419	198	25.173	160	198
4	6:01.655	5:06.599	108	27.990	139	27.066	158	139	10	1:43.484	52.423	111	25.762	197	25.299	160	197
5	1:47.147	53.825	111	26.573	198	26.749	159	198	11	1:42.756	51.714	114	25.874	198	25.168	159	198
6	1:48.251	54.786	113	27.629	185	25.836	160	185	12	1:43.083	52.313	116	25.703	200	25.067	159	200

17	Preisig, CHE								theoretical besttime: 1:37.384								
1	19:50.716					19:50.716			5	1:59.099	54.338	104	27.970	168	36.791	48	168
2	2:05.567	1:14.681	107	26.286	198	24.600	172	198	6	2:24.544	1:36.188	119	24.728	214	23.628	173	214
3	1:38.144	49.959	117	24.573	216	23.612	172	216	7	1:37.454	49.317	119	24.510	216	23.627	172	216
4	1:37.571	49.504	119	24.502	215	23.565	171	215									

19	Hesse, DEU								theoretical besttime: 1:35.511								
1	2:38.870	1:40.881	117	25.602	214	32.387	49	214	6	1:35.966	48.424	120	24.258	217	23.284	173	217
2	6:25.258	5:30.028	113	28.728	137	26.502	171	137	7	1:35.511	48.264	120	24.227	216	23.020	173	216
3	1:59.437	49.148	121	24.569	168	45.720	33	168	8	1:41.789	48.994	121	24.270	217	28.525	59	217
4	5:27.073	4:37.707	118	24.251	214	25.115	173	214	9		3:49.037	113	25.190	175			175
5	1:36.659	48.776	121	24.753	214	23.130	173	214									

22	Proczyk, AUT								theoretical besttime: 1:36.007								
1	1:57.544	1:04.338	112	25.454	201	27.752	163	201	7	1:37.669	49.698	121	24.453	216	23.518	173	216
2	2:50.993	1:03.801	69	53.266	63	53.926	40	63	8	1:36.062	48.684	118	24.261	215	23.117	173	215
3	4:29.528	3:37.517	115	26.650	183	25.361	169	183	9	1:37.933	49.767	116	24.852	215	23.314	173	215
4	2:16.341	51.785	119	39.511	74	45.045	41	74	10	1:42.732	49.064	124	24.480	215	29.188	48	215
5	4:40.846	3:51.053	118	24.647	213	25.146	173	213	11	4:39.726	3:49.732	112	25.866	213	24.128	174	213
6	1:36.367	48.977	119	24.206	216	23.184	173	216	12	1:38.348	49.104	112	25.048	217	24.196	174	217

23	Steibel, DEU								theoretical besttime: 1:37.078								
1	2:30.959	1:33.945	105	29.442	161	27.572	133	161	8	1:37.138	49.322	119	24.352	210	23.464	170	210
2	2:59.990	1:19.058	83	47.871	72	53.061	34	72	9	1:37.798	49.515	123	24.829	210	23.454	169	210
3	2:56.919	2:07.811	110	25.061	210	24.047	170	210	10	1:37.345	49.571	119	24.359	210	23.415	169	210
4	1:41.607	51.056	117	26.412	208	24.139	166	208	11	1:48.064	49.704	118	24.807	209	33.553	53	209
5	2:34.458	1:01.735	75	46.415	72	46.308	41	72	12	3:12.994	2:24.946	116	24.589	210	23.459	171	210
6	4:43.631	3:54.773	115	25.135	206	23.723	171	206	13	1:37.948	49.837	119	24.505	211	23.606	170	211
7	1:37.321	49.484	119	24.433	210	23.404	171	210									

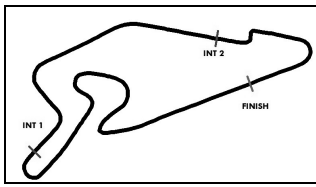
27	Coicaud, FRA								theoretical besttime: 1:36.342								
1	2:23.852	1:24.628	113	27.093	203	32.131	50	203	8	1:36.487	49.014	121	24.175	211	23.298	169	211
2	6:06.573	5:10.040	117	24.817	203	31.716	51	203	9	1:36.773	49.278	119	24.220	212	23.275	171	212
3	2:41.820	1:32.239	117	25.704	167	43.877	31	167	10	1:37.582	49.731	119	24.407	212	23.444	171	212
4	5:34.658	4:46.060	115	24.736	208	23.862	170	208	11	1:37.465	49.516	119	24.505	211	23.444	171	211
5	1:36.846	48.960	120	24.437	211	23.449	171	211	12	1:37.629	49.338	115	24.746	210	23.545	170	210
6	1:36.620	49.033	120	24.322	212	23.265	171	212	13	1:37.259	49.240	119	24.578	210	23.441	171	210

ver: 1.0

www.adac.de/motorsport

Page 2/ 5 printed: 3.8.2018 12:37





ADAC TCR Germany



Sector List Free Practice 2

Provisional

Reg. Nr.: DMSB 215/18

Nürburgring, Length: 3629m

Air temperature: 31.06°C

Track temperature: 43.18°C

Weather condition: Dry

Friday, August 3, 2018 12:05:00

Lap	Time	SE1	SP1	SE2	SP2	SE3	SP3	TSP	Lap	Time	SE1	SP1	SE2	SP2	SE3	SP3	TSP
7	1:37.258	49.783	120	24.268	212	23.207	171	212									

29 Kuusiniemi, FIN

theoretical besttime: 1:36.779

1	3:32.182	2:14.075	103	29.912	148	48.195	58	148	7	1:37.600	49.655	120	24.364	214	23.581	171	214
2	4:49.745	3:57.824	115	24.845	213	27.076	172	213	8	1:37.546	49.533	119	24.450	215	23.563	171	215
3	1:40.906	50.773	117	24.820	173	25.313	172	173	9	1:48.748	50.634	119	24.558	190	33.556	59	190
4	2:34.686	1:01.922	78	49.359	77	43.405	58	77	10	3:53.575	3:03.149	118	25.761	182	24.665	171	182
5	4:06.630	3:16.882	119	24.815	180	24.933	172	180	11	1:37.183	49.377	115	24.339	213	23.467	173	213
6	1:37.711	49.491	119	24.536	215	23.684	172	215	12	1:36.795	49.129	121	24.355	214	23.311	172	214

30 Buri, FIN

theoretical besttime: 1:36.806

1	1:55.701	1:05.935	91	25.647	209	24.119	168	209	7	1:37.583	49.657	120	24.452	212	23.474	169	212
2	2:42.279	55.352	70	55.048	64	51.879	44	64	8	1:36.980	49.229	113	24.360	215	23.391	170	215
3	3:16.490	2:27.851	117	24.607	211	24.032	169	211	9	1:37.999	49.212	120	24.648	208	24.139	170	208
4	1:38.210	49.684	118	24.792	213	23.734	168	213	10	1:37.081	49.055	117	24.508	215	23.518	170	215
5	2:35.290	52.252	101	52.254	66	50.784	42	66	11	1:47.896	49.530	118	24.436	216	33.930	45	216
6	5:22.088	4:34.047	118	24.495	213	23.546	169	213	12		3:27.437	109	26.372	191			191

31 Tinland, CHE

theoretical besttime: 1:50.877

1	2:21.172	1:21.508	92	32.211	145	27.453	152	145	4	1:50.877	57.021	108	27.742	191	26.114	154	191
2	3:00.218	1:16.344	71	55.049	63	48.825	50	63	5	2:44.388	1:14.747	80	47.043	79	42.598	37	79
3	3:04.636	2:08.841	86	28.684	178	27.111	147	178	6								

33 Reynolds, CHE

theoretical besttime: 1:37.349

1	2:49.795	1:48.320	106	27.746	189	33.729	69	189	9	1:37.685	49.492	112	24.326	214	23.867	171	214
2	3:12.924	1:31.464	73	51.153	70	50.307	43	70	10	1:38.826	50.067	115	24.731	213	24.028	171	213
3	2:18.234	1:20.792	104	29.405	150	28.037	159	150	11	1:39.169	49.624	113	25.524	192	24.021	171	192
4	1:53.519	56.821	104	29.949	183	26.749	167	183	12	1:37.995	49.353	115	24.599	213	24.043	170	213
5	2:42.310	1:08.256	74	48.360	76	45.694	45	76	13	1:39.102	50.620	113	24.668	213	23.814	171	213
6	3:23.925	2:32.727	103	25.970	208	25.228	170	208	14	1:38.238	49.635	118	24.722	213	23.881	171	213
7	1:38.829	50.084	116	24.722	213	24.023	172	213	15	1:38.736	49.882	116	24.482	217	24.372	167	217
8	1:37.974	49.209	115	24.659	214	24.106	171	214									

36 Calcum, DEU

theoretical besttime: 1:40.467

1	2:28.489	1:36.778	113	26.743	187	24.968	168	187	4	1:40.859	50.669	117	25.176	214	25.014	170	214
2	3:00.464	1:12.962	74	54.982	61	52.520	37	61	5	2:37.491	1:00.913	93	46.914	61	49.664	33	61
3	3:03.853	2:12.405	116	26.826	183	24.622	170	183									

39 Thoma, CHE

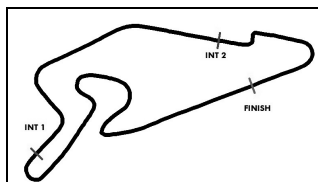
theoretical besttime: 1:36.512

1	2:24.635	1:32.101	110	26.018	183	26.516	168	183	7	1:37.115	49.323	121	24.173	216	23.619	172	216
2	3:00.138	1:13.791	77	55.489	57	50.858	38	57	8	1:37.618	49.539	119	24.679	216	23.400	173	216
3	3:13.402	2:23.539	118	25.574	177	24.289	170	177	9	1:36.606	49.046	120	24.267	216	23.293	171	216
4	1:37.862	49.618	122	24.283	216	23.961	171	216	10	1:43.616	49.912	117	24.474	215	29.230	53	215
5	2:43.711	1:07.648	87	48.549	74	47.514	36	74	11		6:07.495	117	26.147	171			171
6	4:18.930	3:29.243	119	24.318	213	25.369	172	213									

40 Kangas, FIN

theoretical besttime: 1:36.298

1	1:56.274	1:06.788	115	25.274	216	24.212	170	216	8	1:36.952	49.373	118	24.083	216	23.496	170	216
2	2:45.389	55.938	69	55.301	62	54.150	43	62	9	1:36.454	48.950	121	24.132	214	23.372	170	214
3	3:13.882	2:25.603	119	24.328	214	23.951	170	214	10	1:36.468	48.981	119	24.222	216	23.265	171	216
4	1:37.330	49.365	118	24.443	216	23.522	172	216	11	1:37.435	49.078	118	24.345	216	24.012	170	216
5	2:28.082	49.029	120	50.137	68	48.916	51	68	12	1:49.546	49.478	117	24.794	209	35.274	47	209
6	5:13.396	4:25.179	120	24.395	213	23.822	171	213	13		3:08.082	117	24.808	216			216
7	1:37.830	49.625	118	24.789	214	23.416	170	214									



ADAC TCR Germany



Sector List Free Practice 2

Provisional

Reg. Nr.: DMSB 215/18

Nürburgring, Length: 3629m

Air temperature: 31.06°C

Track temperature: 43.18°C

Weather condition: Dry

Friday, August 3, 2018 12:05:00

Lap	Time	SE1	SP1	SE2	SP2	SE3	SP3	TSP	Lap	Time	SE1	SP1	SE2	SP2	SE3	SP3	TSP
41	Kirsch, DEU								theoretical besttime: 1:39.072								
1	4:21.001	2:43.454	90	48.763	68	48.784	46	68	6	1:39.551	50.747	116	24.900	218	23.904	218	
2	4:08.773	3:19.617	114	24.843	208	24.313	166	208	7	1:39.613	50.626	116	24.972	209	24.015	167	209
3	1:40.770	51.195	113	25.456	198	24.119	167	198	8	1:39.308	50.405	117	24.763		24.140	168	
4	2:37.453	1:02.042	75	46.595	65	48.816	34	65	9	1:49.834	50.512	117	27.727	199	31.595	55	199
5	4:11.945	3:18.262	117	28.076	112	25.607	167	112	10								

42	Niedertscheider, AUT								theoretical besttime: 1:35.106								
1	1:49.307	58.693	118	26.281	210	24.333	169	210	8	1:37.019	49.384	117	24.386	213	23.249	171	213
2	2:25.797	52.901	80	48.379	78	44.517	53	78	9	1:37.207	49.360	120	24.426	213	23.421	171	213
3	4:07.240	3:16.910	118	25.339	210	24.991	172	210	10	1:43.266	49.068	118	24.300	215	29.898	57	215
4	1:39.419	50.828	116	24.674	211	23.917	172	211	11	3:47.295	2:58.186	114	25.640	213	23.469	172	213
5	2:32.853	1:01.825	79	48.052	78	42.976	57	78	12	1:38.811	48.429	121	24.665	151	25.717	173	151
6	3:37.792	2:49.469	120	24.825	211	23.498	171	211	13	1:35.106	48.281	123	23.916	215	22.909	173	215
7	1:37.230	49.294	119	24.420	213	23.516	172	213	14		52.851	109	25.470	209			209

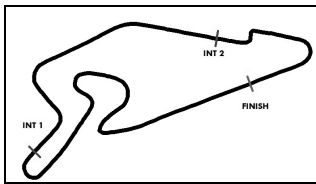
45	Terting, DEU								theoretical besttime: 1:36.803								
1	2:09.206	1:11.908	118	25.684	200	31.614	53	200	7	1:37.547	49.651	121	24.376	213	23.520	171	213
2	5:54.523	5:05.039	114	25.452	210	24.032	170	210	8	1:44.989	49.276	118	24.825	214	30.888	51	214
3	1:36.984	49.270	119	24.216	216	23.498	171	216	9	6:12.402	5:24.500	119	24.437	214	23.465	169	214
4	2:31.978	49.869	110	49.856	66	52.253	41	66	10	1:37.560	49.419	115	24.554	214	23.587	170	214
5	4:19.713	3:29.553	111	24.993	214	25.167	169	214	11	1:37.673	49.564	118	24.502	216	23.607	170	216
6	1:37.546	49.122	120	24.642	215	23.782	170	215									

47	Kankkunen, FIN								theoretical besttime: 1:36.256								
1	2:22.581	1:23.950	115	30.870	167	27.761	156	167	7	1:40.174	49.157	119	27.014	193	24.003	172	193
2	3:04.209	1:17.338	74	55.089	60	51.782	38	60	8	1:36.605	48.879	116	24.201	213	23.525	172	213
3	3:20.578	2:28.226	110	26.895	209	25.457	168	209	9	1:36.322	48.712	119	24.183	214	23.427	171	214
4	2:10.051	54.652	109	29.665	129	45.734	38	129	10	1:44.734	50.366	117	24.135	213	30.233	51	213
5	5:48.127	4:55.699	116	25.561	162	26.867	170	162	11	3:07.388	2:18.611	117	24.635	204	24.142	172	204
6	1:37.090	49.113	117	24.117	214	23.860	172	214	12		49.368	117	24.852	211			211

53	Halder, DEU								theoretical besttime: 1:35.968								
1	3:27.971	2:06.910	98	31.648	171	49.413	38	171	8	1:36.664	48.946	120	24.122	218	23.596	173	218
2	5:29.561	4:34.745	110	29.112	158	25.704	171	158	9	1:36.341	48.926	121	24.085	219	23.330	173	219
3	1:58.158	50.490	118	24.856	214	42.812	42	214	10	1:36.101	48.968	121	24.176	218	22.957	173	218
4	5:51.965	4:54.474	116	26.937	158	30.554	149	158	11	1:39.229	50.414	120	24.384	217	24.431	174	217
5	1:40.817	52.506	116	24.632	215	23.679	173	215	12	1:38.059	49.457	115	24.542	184	24.060	173	184
6	1:36.643	49.199	121	24.285	218	23.159	173	218	13	1:37.522	49.490	120	24.232	218	23.800	171	218
7	1:36.282	49.049	121	24.102	218	23.131	173	218									

54	Reicher, AUT								theoretical besttime: 1:36.445								
1	2:17.588	1:25.200	117	27.410	198	24.978	171	198	8	1:36.801	49.021	119	24.279	218	23.501	172	218
2	2:50.643	1:12.709	73	51.816	70	46.118	48	70	9	1:37.524	49.357	118	24.473	218	23.694	167	218
3	4:00.883	3:12.317	116	24.657	215	23.909	171	215	10	1:37.280	49.676	120	24.369	216	23.235	172	216
4	1:58.998	49.462	119	24.353	210	45.183	36	210	11	1:37.449	49.548	117	24.432	217	23.469	172	217
5	6:01.180	5:12.372	119	24.506	210	24.302	172	210	12	1:37.815	49.971	117	24.454	216	23.390	172	216
6	1:38.384	49.939	119	24.376	217	24.069	172	217	13	1:37.576	49.607	117	24.514	216	23.455	171	216
7	1:36.761	49.183	119	24.433	217	23.145	172	217									

77	Häußermann, DEU								theoretical besttime: 1:36.644								
1	2:21.771	1:24.296	114	26.982	205	30.493	48	205	7	1:36.913	48.914	122	24.504	214	23.495	173	214
2	6:31.500	5:39.897	107	26.605	204	24.998	166	204	8	1:36.685	48.903	122	24.438	215	23.344	172	215
3	1:56.987	51.408	117	27.013	208	38.566	49	208	9	1:43.607	49.259	119	25.275	212	29.073	50	212
4	5:52.894	5:03.602	118	24.755	208	24.537	170	208	10	4:17.080	3:28.892	120	24.681	213	23.507	173	213
5	1:37.858	49.624	121	24.497	213	23.737	171	213	11	1:37.018	49.167	120	24.416	215	23.435	172	215
6	1:37.109	49.014	123	24.397	215	23.698	172	215									



ADAC TCR Germany



Sector List Free Practice 2

Provisional

Reg. Nr.: DMSB 215/18

Friday, August 3, 2018 12:05:00

Nürburgring, Length: 3629m

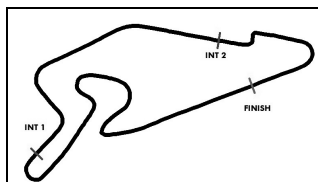
Air temperature: 31.06°C

Track temperature: 43.18°C

Weather condition: Dry

Lap	Time	SE1	SP1	SE2	SP2	SE3	SP3	TSP	Lap	Time	SE1	SP1	SE2	SP2	SE3	SP3	TSP
88	Fugel, DEU								theoretical besttime: 1:36.603								
1	3:35.231	2:16.061	105	33.818	83	45.352	43	83	7	1:36.785	49.312	120	24.114	216	23.359	171	216
2	5:34.602	4:41.758	118	26.290	170	26.554	172	170	8	1:37.032	49.276	122	24.246	216	23.510	172	216
3	2:00.441	49.657	118	24.381	201	46.403	34	201	9	1:45.732	49.210	118	25.151	201	31.371	57	201
4	5:42.323	4:54.297	118	24.459	212	23.567	171	212	10	3:38.272	2:50.516	119	24.402	213	23.354	172	213
5	1:37.031	49.348	119	24.206	215	23.477	173	215	11	1:36.939	49.194	120	24.335	214	23.410	172	214
6	1:36.707	49.135	118	24.187	216	23.385	172	216									

Lap	Time	SE1	SP1	SE2	SP2	SE3	SP3	TSP	Lap	Time	SE1	SP1	SE2	SP2	SE3	SP3	TSP
99	Sandberg, NLD								theoretical besttime: 1:38.209								
1	3:08.237	1:51.215	96	34.776	148	42.246	48	148	7	1:38.767	50.063	113	24.685	215	24.019	171	215
2	5:19.287	4:11.536	97	30.819	160	36.932	58	160	8	1:38.335	50.001	116	24.505	216	23.829	171	216
3	2:38.108	1:27.566	113	26.783	180	43.759	35	180	9	1:39.058	50.850	115	24.407	216	23.801	171	216
4	5:20.812	4:29.080	114	26.499	189	25.233	170	189	10	1:38.451	50.050	117	24.551	217	23.850	171	217
5	1:44.022	52.123	111	26.409	208	25.490	171	208	11	1:47.216	50.049	114	24.791	216	32.376	59	216
6	1:41.514	50.934	116	25.187	203	25.393	172	203	12	2:11.003	1:22.585	114	24.584	216	23.834	172	216



ADAC TCR Germany

Top speed list Free Practice 2



Provisional

Reg. Nr.: DMSB 215/18

Friday, August 3, 2018 12:05:00

Nürburgring, Length: 3629m

Air temperature: 31.06°C

Track temperature: 43.18°C

Weather condition: Dry

#	Name (NAT)	Team	Car name	Speed	Lap	Race time
53	Michelle Halder (DEU)	Profi-Car Team Halder (DEU)	Cupra TCR	219.06	9	24:31.072
41	Steve Kirsch (DEU)	Besagroup Racing Team (DEU)	Renault Megane TCR	218.62	6	18:15.589
54	Simon Reicher (AUT)	YACO Racing (DEU)	Audi RS 3 LMS TCR	218.62	8	21:37.737
14	Niels Langeveld (NLD)	Racing One (DEU)	Audi RS 3 LMS TCR	218.62	10	22:21.177
6	Oliver Holdener (CHE)	Wolf-Power Racing (CHE)	Cupra TCR	218.62	14	30:21.405
19	Max Hesse (DEU)	PROsport Performance (DEU)	Audi RS 3 LMS TCR	217.74	8	22:32.038
99	Maurits Sandberg (NLD)	Racing One (DEU)	Audi RS 3 LMS TCR	217.74	10	26:02.741
33	J.C. Reynolds (CHE)	TOPCAR Sport (CHE)	Cupra TCR	217.74	15	30:42.889
22	Harald Proczyk (AUT)	HP Racing International (DEU)	Opel Astra TCR	217.30	12	30:19.893
45	Peter Terting (DEU)	PROsport Performance (DEU)	Audi RS 3 LMS TCR	216.86	3	9:17.215
39	Florian Thoma (CHE)	Max Kruse Racing (DEU)	VW Golf GTI TCR 2018	216.86	4	9:52.076
88	Dominik Fugel (DEU)	Team Honda ADAC Sachsen (DEU)	Honda Civic TCR 2018	216.86	6	19:42.950
17	Jasmin Preisig (CHE)	Steibel Motorsport (DEU)	Opel Astra TCR	216.86	3	23:10.815
30	Antti Buri (FIN)	LMS Racing (FIN)	Audi RS 3 LMS TCR	216.86	11	25:13.667
7	Mike Halder (DEU)	Team Honda ADAC Sachsen (DEU)	Honda Civic TCR 2018	216.86	5	29:23.832
40	Olli Kangas (FIN)	LMS Racing (FIN)	Cupra TCR	216.43	4	9:09.353
11	Luke Wankmüller (DEU)	HP Racing International (DEU)	Opel Astra TCR	216.43	5	26:51.788
3	Kai Jordan (DEU)	Team Engstler Germany (DEU)	VW Golf GTI TCR 2018	216.00	7	19:26.799
77	Justin Häußermann (DEU)	Team Engstler Germany (DEU)	VW Golf GTI TCR 2018	215.56	6	19:34.421
9	Daniel Davidovac (DEU)	HP Racing International 2 (DEU)	Opel Astra TCR	215.56	10	24:53.735
42	Lukas Niedertscheider (AUT)	Niedertscheider Motorsport (AUT)	Peugeot 308 TCR	215.56	13	29:25.433
29	Jussi Kuusiniemi (FIN)	Positione Motorsport (AUT)	VW Golf GTI TCR 2018	215.13	6	17:58.176
4	Jan Seyffert (DEU)	Lubner Motorsport (DEU)	Opel Astra TCR	215.13	11	30:27.126
36	Dino Calcum (DEU)	Vukovic Motorsport (CHE)	Renault Megane TCR	214.71	4	9:48.651
10	Benjamin Leuchter (DEU)	Max Kruse Racing (DEU)	VW Golf GTI TCR 2018	214.71	6	20:07.937
47	Niko Kankkunen (FIN)	Team Engstler Europe (DEU)	VW Golf GTI TCR 2018	214.71	9	22:52.310
27	Theo Coicaud (FRA)	Hyundai Team Engstler (DEU)	Hyundai i30 N TCR	212.59	7	21:14.420
23	Sebastian Steibel (DEU)	Steibel Motorsport (DEU)	VW Golf GTI TCR 2016	211.76	13	30:12.566
8	Luca Engstler (DEU)	Hyundai Team Engstler (DEU)	Hyundai i30 N TCR	211.35	3	9:58.845
15	Franjo Kovac (CRO)	Besagroup Racing Team (DEU)	Renault Megane TCR	200.00	12	30:40.522
31	Leonardo Tinland (CHE)	Young Driver Challenge (CHE)	Cupra TCR	191.15	4	9:50.789