

ADAC TCR Germany



Result List Race 1

Provisional

DMSB Reg. Nr.: DMSB 277/18

Saturday, September 22, 2018 12:25:00

Hockenheimring, Length: 4574m

Air temperature: 20.8°C

Track temperature: 19.59°C

Weather condition: Dry

started : 28 classified : 24 not classified : 4

Nr.	Drivers	Team	Laps	Total Time	Gap	Kph	Lap	Time	Kph
Cl.	Car	Competitor							
1	22 H.Proczyk(AUT) Opel Astra TCR	HP Racing International(DEU) HP Racing International	17	33:31.130		139.1	4	1:48.405	151.8
2	7 M.Halder(DEU) Honda Civic TCR 2018	Team Honda ADAC Sachsen(DEU) ADAC Sachsen e.V.	17	33:33.517	2.387	139.0	4	1:48.818	151.3
3	8 L.Engstler(DEU) Hyundai i30 N TCR	Hyundai Team Engstler(DEU) Hyundai Team Engstler	17	33:36.635	5.505	138.7	4	1:48.905	151.1
4	14 N.Langeveld(NLD) Audi RS 3 LMS TCR	Racing One(DEU) Racing One	17	33:37.231	6.101	138.7	4	1:48.940	151.1
5	10 B.Leuchter(DEU) VW Golf GTI TCR 2018	Max Kruse Racing(DEU) Max Kruse Racing	17	33:37.796	6.666	138.9	6	1:49.618	150.2
6	28 P.Eberle(CHE) Cupra TCR	Steibel Motorsport II Pascal Eberle	17	33:38.104	6.974	138.9	3	1:49.030	151.0
7	27 T.Coicaud(FRA) Hyundai i30 N TCR	Hyundai Team Engstler(DEU) Hyundai Team Engstler	17	33:38.372	7.242	138.9	3	1:49.218	150.7
8	42 L.Niedertscheider(AUT) Peugeot 308 TCR	Niedertscheider Motorsport(AUT) Niedertscheider Motorsport	17	33:39.472	8.342	138.8	3	1:49.492	150.3
9	19 M.Hesse(DEU) R Audi RS 3 LMS TCR	PROsport Performance(DEU) Prosport Performance GmbH	17	33:40.020	8.890	138.5	5	1:49.445	150.4
10	47 N.Kankkunen(FIN) VW Golf GTI TCR 2018	Team Engstler Europe(DEU) LIQUI MOLY Team Engstler	17	33:40.640	9.510	138.8	4	1:49.538	150.3
11	3 K.Jordan(DEU) VW Golf GTI TCR 2018	Team Engstler Germany(DEU) LIQUI MOLY Team Engstler	17	33:41.028	9.898	139.0	5	1:49.834	149.9
12	77 J.Häußermann(DEU) R VW Golf GTI TCR 2018	Team Engstler Germany(DEU) LIQUI MOLY Team Engstler	17	33:42.061	10.931	138.8	3	1:49.225	150.7
13	88 D.Fugel(DEU) Honda Civic TCR 2018	Team Honda ADAC Sachsen(DEU) ADAC Sachsen e.V.	17	33:42.410	11.280	138.9	7	1:49.883	149.8
14	6 O.Holdener(CHE) Cupra TCR	Wolf-Power Racing(DEU) Wolf-Power Racing	17	33:42.657	11.527	138.6	5	1:49.671	150.1
15	53 M.Halder(DEU) R Cupra TCR	Profi-Car Team Halder(DEU) Profi-Car Team Halder	17	33:42.897	11.767	138.8	7	1:50.235	149.3
16	29 J.Kuusiniemi(FIN) VW Golf GTI TCR 2018	Positione Motorsport(AUT) Positione Motorsport	17	33:44.490	13.360	138.3	4	1:49.891	149.8
17	34 J.Apotheloz(CHE) Cupra TCR DSG	Young Driver Challenge(CHE) Young Driver Challenge	17	33:44.676	13.546	138.9	5	1:50.901	148.4
18	39 F.Thoma(CHE) VW Golf GTI TCR 2018	Max Kruse Racing(DEU) Max Kruse Racing	17	33:45.443	14.313	138.6	4	1:49.132	150.8
19	11 L.Wankmüller(DEU) R Opel Astra TCR	HP Racing International(DEU) HP Racing International	17	33:45.460	14.330	138.8	5	1:50.228	149.3
20	55 M.Fugel(DEU) R Honda Civic TCR 2017	Profi-Car Team Halder(DEU) Profi-Car Team Halder	17	33:45.895	14.765	138.6	2	1:50.316	149.2
21	99 M.Sandberg(NLD) Audi RS 3 LMS TCR	Racing One(DEU) Racing One	17	33:46.170	15.040	139.0	4	1:51.404	147.8
22	9 D.Davidovac(DEU) Opel Astra TCR	HP Racing International 2(DEU) HP Racing International	17	33:46.855	15.725	139.6	13	1:51.993	147.0
23	33 J.Reynolds(CHE) Cupra TCR	TOPCAR Sport(CHE) TOPCAR Sport	17	33:47.821	16.691	138.9	5	1:51.145	148.1
24	30 A.Buri(FIN) Audi RS 3 LMS TCR	LMS Racing(FIN) LMS Racing	12	23:07.035	5LAPS	142.9	4	1:49.022	151.0
Not classified									
54	S.Reicher(AUT) Audi RS 3 LMS TCR	YACO Racing(DEU) YACO Racing	8	15:10.770	9LAPS	146.3	4	1:49.443	150.4



ADAC Vorteilsprogramm



Audi Sport



CAMP DAVID



KÄRCHER



postcon

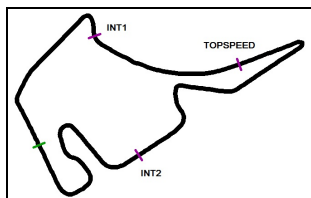


RAVENOL



DMSB





ADAC TCR Germany

Result List Race 1

Provisional



Hockenheimring, Length: 4574m

Air temperature: 20.8°C

Track temperature: 19.59°C

Weather condition: Dry

DMSB Reg. Nr.: DMSB 277/18

Saturday, September 22, 2018 12:25:00

started : 28 classified : 24 not classified : 4

Nr. Drivers	Team	Laps	Total Time	Gap	Kph	Lap	Time	Kph
Cl. Car	Competitor							
17 J.Preisig (CHE) Opel Astra TCR	Steibel Motorsport (DEU) AMC Burgau e.V.	7	13:16.848	10LAPS	147.3	6	1:50.097	149.5
23 S.Steibel (DEU) VW Golf GTI TCR 2016	Steibel Motorsport (DEU) AMC Burgau e.V.	7	14:13.769	10LAPS	135.9	5	1:49.919	149.8
60 L.Prattes (DEU) R Cupra TCR	TOPCAR Sport (CHE) TOPCAR Sport	6	12:08.718	11LAPS	136.5	5	1:50.129	149.5

Fastest lap of the race. Car 22 driver Harald Proczyk on lap 4. Time 1:48.405, average speed 151.8 km/h.

Subject to final scrutineering!

Publication time:

Clerk of the Course: Georg-Richard Ziegahn

Timekeeper: Steffen Ruhl

ver: 1.0

www.adac.de/motorsport

Page 2/ 2 printed: 22.9.2018 13:12



ADAC Vorteilsprogramm



Audi Sport



CAMP DAVID

DEKRA



KÄRCHER



postcon



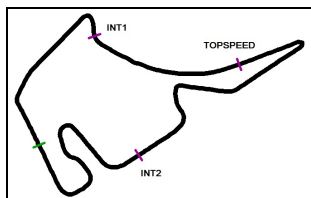
RAVENOL

Sport Bild



DMSB





ADAC TCR Germany

Class Result List Race 1

Provisional



Hockenheimring, Length: 4574m

Air temperature: 20.8°C

Track temperature: 19.59°C

Weather condition: Dry

DMSB Reg. Nr.: DMSB 277/18

Saturday, September 22, 2018 12:25:00

started : 28 classified : 24 not classified : 4

Nr. Drivers Car	Team Competitor	Laps	Total Time	Gap	Kph	Lap	Time	Kph
--------------------	--------------------	------	------------	-----	-----	-----	------	-----

CLASS: Honda Rookie Challenge

Started: 6		Classified: 5		Not Classified: 1		
1	19 M.Hesse(DEU) Audi RS 3 LMS TCR	PROsport Performance(DEU) Prosport Performance GmbH	17	33:40.020	138.5	5 1:49.445 150.4
2	77 J.Häußermann(DEU) VW Golf GTI TCR 2018	Team Engstler Germany(DEU) LIQUI MOLY Team Engstler	17	33:42.061	2.041 138.8	3 1:49.225 150.7
3	53 M.Halder(DEU) Cupra TCR	Profi-Car Team Halder(DEU) Profi-Car Team Halder	17	33:42.897	2.877 138.8	7 1:50.235 149.3
4	11 L.Wankmüller(DEU) Opel Astra TCR	HP Racing International(DEU) HP Racing International	17	33:45.460	5.440 138.8	5 1:50.228 149.3
5	55 M.Fugel(DEU) Honda Civic TCR 2017	Profi-Car Team Halder(DEU) Profi-Car Team Halder	17	33:45.895	5.875 138.6	2 1:50.316 149.2
Not classified						
60	L.Prattes(DEU) Cupra TCR	TOPCAR Sport(CHE) TOPCAR Sport	6	12:08.718	11LAPS 136.5	5 1:50.129 149.5

Fastest lap of the class. Car 77 driver Justin Häußermann on lap 3. Time 1:49.225, average speed 150.7 km/h.

Subject to final scrutineering!

Publication time:

Clerk of the Course: Georg-Richard Ziegahn

Timekeeper: Steffen Ruhl

ver: 1.0

www.adac.de/motorsport

Page 1/ 1 printed: 22.9.2018 13:12



ADAC Vorteilsprogramm



Audi Sport



CAMP DAVID

DEKRA



KÄRCHER

PIRELLI

postcon

RACEROOM

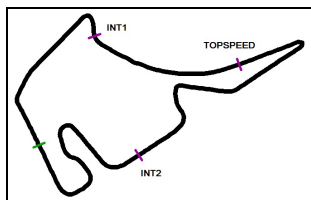
RAVENOL

Sport Bild

TWIN BUSCH GERMANY

DMSB





ADAC TCR Germany



Sector List Race 1

Provisional

DMSB Reg. Nr.: DMSB 277/18

Hockenheimring, Length: 4574m

Air temperature: 20.8°C

Track temperature: 19.59°C

Weather condition: Dry

Saturday, September 22, 2018 12:25:00

Lap	Time	SE1	SP1	SE2	SP2	SE3	SP3	TSP	Lap	Time	SE1	SP1	SE2	SP2	SE3	SP3	TSP
3	Jordan, DEU								theoretical besttime: 1:49.337								
1	2:05.779	35.838	140	53.501	167	36.440	177	231	10	1:51.001	24.440	136	51.510	172	35.051	182	231
2	1:51.281	25.209	140	51.119	171	34.953	183	236	11	1:50.957	24.175	142	51.237	173	35.545	181	237
3	1:49.906	24.131	143	50.728	174	35.047	183	237	12	1:50.723	24.218	142	51.274	171	35.231	181	238
4	1:52.154	24.972	134	52.281	173	34.901	183	232	13	1:51.121	24.401	143	51.457	171	35.263	180	236
5	1:49.834	24.004	143	51.225	174	34.605	183	233	14	2:10.054	24.078	142	56.573	127	49.403	126	201
6	1:50.089	24.077	143	51.311	173	34.701	181	233	15	2:40.085	32.401	121	1:07.006	106	1:00.678	182	206
7	1:50.151	24.029	143	50.940	174	35.182	180	235	16	1:52.281	24.690	135	51.683	173	35.908	181	236
8	1:58.563	24.384	140	51.134	172	43.045	91	234	17	1:53.043	24.852	140	52.359	170	35.832	180	236
9	2:34.006	33.748	120	1:10.146	112	50.112	184	121									

6	Holdener, CHE								theoretical besttime: 1:49.504								
1	2:02.673	33.964	142	52.372	173	36.337	184	235	10	1:50.612	24.636	144	50.890	175	35.086	183	238
2	1:52.231	24.815	146	51.315	173	36.101	184	240	11	1:52.342	24.303	145	51.178	172	36.861	180	242
3	1:51.351	24.653	144	51.408	175	35.290	183	241	12	1:51.152	24.511	143	51.500	173	35.141	184	239
4	1:50.412	24.190	145	51.112	176	35.110	183	237	13	1:50.992	24.311	145	51.159	175	35.522	183	240
5	1:49.671	24.112	146	50.636	176	34.923	184	238	14	2:09.563	24.188	144	56.151	133	49.224	119	182
6	1:50.425	24.246	146	51.039	174	35.140	183	238	15	2:40.050	32.619	123	1:07.146	96	1:00.285	182	203
7	1:50.581	24.598	146	51.227	175	34.756	183	240	16	1:51.969	24.674	144	51.499	173	35.796	183	242
8	1:58.110	24.149	145	51.019	174	42.942	94	238	17	1:54.465	24.835	139	52.033	169	37.597	183	240
9	2:36.058	35.421	114	1:09.780	116	50.857	184	116									

7	Halder, DEU								theoretical besttime: 1:48.671								
1	1:58.186	31.035	142	52.018	171	35.133	184	230	10	1:49.864	24.101	142	51.136	173	34.627	183	233
2	1:50.074	23.792	143	51.519	171	34.763	183	236	11	1:49.508	23.955	143	51.105	173	34.448	183	233
3	1:49.202	23.961	144	50.801	174	34.440	183	233	12	1:49.498	23.815	143	51.129	173	34.554	182	234
4	1:48.818	23.689	143	50.762	175	34.367	183	233	13	1:49.402	23.863	143	51.097	174	34.442	183	234
5	1:49.640	23.711	142	51.317	173	34.612	182	232	14	2:14.129	24.061	143	1:00.889	118	49.179	125	234
6	1:49.258	23.732	142	51.067	173	34.459	182	232	15	2:43.881	32.324	93	1:08.330	84	1:03.227	181	170
7	1:49.202	23.894	143	51.088	173	34.220	183	233	16	1:50.526	24.235	142	51.431	173	34.860	182	233
8	1:54.948	24.694	140	51.463	172	38.791	129	233	17	1:50.771	24.329	142	51.395	173	35.047	170	233
9	2:46.610	35.219	77	1:15.942	116	55.449	183	140									

8	Engstler, DEU								theoretical besttime: 1:48.851								
1	1:57.775	30.552	140	52.462	167	34.761	181	223	10	1:49.917	23.961	141	51.444	172	34.512	181	229
2	1:50.802	24.010	140	51.893	170	34.899	181	229	11	1:49.869	23.991	142	51.278	171	34.600	180	230
3	1:49.965	24.403	141	51.306	172	34.256	181	229	12	1:49.486	23.717	141	51.269	171	34.500	180	230
4	1:48.905	23.534	141	51.077	173	34.294	181	228	13	1:49.576	23.735	141	51.283	171	34.558	180	230
5	1:49.153	23.518	141	51.238	172	34.397	181	228	14	2:14.040	23.800	141	1:00.658	120	49.582	137	230
6	1:49.513	23.725	140	51.360	171	34.428	180	228	15	2:43.315	32.065	95	1:08.111	86	1:03.139	179	170
7	1:49.294	23.766	142	51.167	171	34.361	181	229	16	1:53.084	24.805	142	52.878	169	35.401	179	230
8	1:55.794	23.829	140	52.017	167	39.948	123	229	17	1:50.947	23.787	140	52.476	170	34.684	180	228
9	2:45.200	34.054	80	1:16.000	131	55.146	180	151									

9	Davidovac, DEU								theoretical besttime: 1:51.451								
1	2:19.692	39.424	118	1:02.647	167	37.621	180	240	10	1:52.065	24.657	144	51.579	167	35.829	183	240
2	1:54.523	25.375	143	52.667	172	36.481	182	235	11	1:52.061	24.411	141	51.538	171	36.112	184	240
3	1:52.559	25.039	144	51.877	172	35.643	183	237	12	1:52.740	24.770	145	51.982	170	35.988	182	242
4	1:52.538	24.933	144	52.066	176	35.539	182	237	13	1:51.993	24.575	144	51.501	172	35.917	183	239
5	1:52.055	24.543	145	51.617	175	35.895	184	236	14	2:04.808	24.890	138	54.071	173	45.847	137	219
6	1:53.163	24.694	143	52.638	174	35.831	183	237	15	2:38.989	34.424	135	1:06.405	102	58.160	184	156
7	1:53.075	24.565	145	52.284	172	36.226	183	240	16	1:53.695	25.295	144	52.012	170	36.388	183	241
8	1:53.994	24.839	143	52.299	173	36.856	183	237	17	1:52.613	24.607	138	51.847	170	36.159	183	241
9	2:16.292	25.437	147	1:00.514	94	50.341	182	185									

10	Leuchter, DEU								theoretical besttime: 1:49.271								
1	2:01.324	32.990	142	52.707	167	35.627	181	235	10	1:50.613	24.266	144	51.183	172	35.164	182	237
2	1:49.623	23.940	144	51.008	173	34.675	184	233	11	1:50.666	24.538	142	51.370	172	34.758	182	232
3	1:50.157	24.363	144	50.759	174	35.035	181	237	12	1:50.053	23.979	142	51.204	171	34.870	182	235
4	1:50.069	24.183	144	51.002	175	34.884	183	236	13	1:50.414	24.127	141	51.166	173	35.121	182	234
5	1:50.000	24.143	139	51.206	173	34.651	182	232	14	2:10.397	24.197	139	57.177	133	49.023	148	234

ver: 1.0

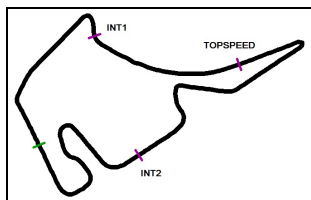
www.adac.de/motorsport

Page 1/ 5 printed: 22.9.2018 13:12



ADAC Vorteilsprogramm





ADAC TCR Germany



Sector List Race 1

Provisional

DMSB Reg. Nr.: DMSB 277/18

Hockenheimring, Length: 4574m

Air temperature: 20.8°C

Track temperature: 19.59°C

Weather condition: Dry

Saturday, September 22, 2018 12:25:00

Lap	Time	SE1	SP1	SE2	SP2	SE3	SP3	TSP	Lap	Time	SE1	SP1	SE2	SP2	SE3	SP3	TSP
6	1:49.618	23.861	143	50.893	173	34.864	181	233	15	2:42.644	31.892	89	1:07.946	92	1:02.806	182	145
7	1:50.324	23.937	142	51.625	173	34.762	182	235	16	1:53.031	24.534	143	52.909	166	35.588	180	234
8	1:56.879	24.209	142	51.499	172	41.171	122	235	17	1:51.398	24.344	142	51.741	170	35.313	182	234
9	2:40.586	32.034	107	1:15.287	132	53.265	182	128									

11 Wankmüller, DEU

theoretical besttime: 1:50.007

1	2:07.581	38.285	138	53.452	166	35.844	182	236	10	1:51.271	24.422	143	51.447	172	35.402	182	238
2	1:52.411	24.804	140	52.237	168	35.370	180	236	11	1:51.083	24.397	144	51.408	173	35.278	183	238
3	1:51.036	24.131	143	51.440	172	35.465	175	235	12	1:50.861	24.513	140	51.261	171	35.087	182	238
4	1:52.205	25.000	137	51.905	173	35.300	181	228	13	1:50.780	24.307	140	51.149	173	35.324	182	236
5	1:50.228	24.274	139	51.083	173	34.871	182	232	14	2:11.156	24.481	142	59.063	160	47.612	130	168
6	1:50.369	24.352	141	51.098	173	34.919	182	233	15	2:38.720	33.386	124	1:07.036	94	58.298	183	143
7	1:50.309	24.276	141	51.005	173	35.028	181	234	16	1:53.483	24.732	141	52.429	169	36.322	182	241
8	1:57.265	24.509	141	51.064	173	41.692	136	232	17	1:53.899	25.061	141	51.578	172	37.260	177	236
9	2:32.803	34.007	135	1:09.269	104	49.527	183	110									

14 Langeveld, NLD

theoretical besttime: 1:48.866

1	1:58.547	31.792	142	51.544	173	35.211	183	238	10	1:50.429	24.117	143	51.520	173	34.792	184	240
2	1:50.178	23.846	143	51.426	173	34.906	185	238	11	1:49.588	23.900	145	50.916	174	34.772	184	239
3	1:50.465	25.007	144	51.112	175	34.346	186	240	12	1:49.677	23.916	144	50.791	173	34.970	184	241
4	1:48.940	23.759	142	50.761	175	34.420	185	238	13	1:51.961	24.353	141	52.118	168	35.490	183	239
5	1:49.223	23.842	141	50.920	175	34.461	185	236	14	2:11.238	24.438	144	57.323	133	49.477	137	238
6	1:49.228	23.806	144	50.917	174	34.505	184	237	15	2:42.771	32.015	90	1:07.920	91	1:02.836	183	164
7	1:49.484	24.005	144	50.909	173	34.570	185	238	16	1:53.347	24.868	143	52.644	168	35.835	183	235
8	1:56.007	23.832	144	51.605	171	40.570	118	237	17	1:51.115	24.048	143	52.061	172	35.006	184	239
9	2:45.033	33.831	83	1:16.092	136	55.110	182	140									

17 Preisig, CHE

theoretical besttime: 1:49.915

1	2:06.375	36.926	132	53.023	173	36.426	180	237	5	1:50.928	24.320	142	51.506	174	35.102	183	235
2	1:54.827	25.499	141	53.061	167	36.267	182	237	6	1:50.097	24.182	143	50.888	174	35.027	184	235
3	1:51.487	24.296	143	51.856	171	35.335	184	238	7	1:51.988	24.000	143	52.316	170	35.672	175	229
4	1:51.146	24.302	143	51.549	174	35.295	184	238	8								

19 Hesse, DEU

theoretical besttime: 1:49.285

1	1:59.012	31.451	143	52.351	173	35.210	184	237	10	1:51.205	24.208	144	51.982	173	35.015	184	241
2	1:50.299	24.071	145	51.234	174	34.994	184	240	11	1:50.215	24.135	142	51.039	173	35.041	184	240
3	1:51.220	24.638	144	51.268	175	35.314	185	241	12	1:50.136	23.980	143	50.974	172	35.182	184	243
4	1:49.474	23.854	144	50.843	174	34.777	184	240	13	1:50.819	23.937	144	51.081	174	35.801	184	242
5	1:49.445	23.791	143	50.843	173	34.811	184	240	14	2:12.050	24.596	144	57.787	124	49.667	135	235
6	1:49.897	24.169	143	50.911	174	34.817	184	240	15	2:41.652	31.538	108	1:08.028	92	1:02.086	184	151
7	1:49.545	24.051	144	50.771	175	34.723	184	240	16	1:54.158	24.557	144	52.622	167	36.979	183	242
8	1:55.741	23.924	143	50.836	173	40.981	109	240	17	1:52.170	24.506	142	52.140	172	35.524	184	241
9	2:42.982	33.231	102	1:15.794	105	53.957	183	131									

22 Proczyk, AUT

theoretical besttime: 1:48.340

1	1:57.442	30.724	145	51.760	176	34.958	186	231	10	1:49.282	23.957	146	50.461	174	34.864	185	237
2	1:49.362	24.236	145	50.377	174	34.749	185	236	11	1:49.342	23.938	147	50.575	173	34.829	185	237
3	1:49.117	24.086	147	50.492	175	34.539	187	237	12	1:49.558	24.049	147	50.594	171	34.915	185	238
4	1:48.405	23.860	147	50.167	176	34.378	186	236	13	1:49.263	23.915	146	50.555	174	34.793	186	237
5	1:48.871	23.795	147	50.477	175	34.599	187	235	14	2:15.291	24.082	146	1:01.720	121	49.489	124	238
6	1:49.298	23.958	147	50.506	175	34.834	185	235	15	2:43.263	32.112	97	1:08.072	76	1:03.079	185	167
7	1:49.080	24.128	147	50.399	175	34.553	186	237	16	1:49.536	24.068	147	50.545	173	34.923	185	238
8	1:54.980	24.040	145	50.711	173	40.229	109	235	17	1:50.523	24.187	147	50.872	174	35.464	184	238
9	2:48.517	37.397	79	1:15.255	104	55.865	186	135									

23 Steibel, DEU

theoretical besttime: 1:49.861

1	2:07.083	37.512	135	53.512	169	36.059	182	232	5	1:49.919	23.992	144	51.111	173	34.816	183	235
2	1:54.397	25.078	141	53.201	168	36.118	182	235	6	1:50.633	24.454	143	51.096	173	35.083	182	233
3	1:50.509	24.283	144	51.188	172	35.038	182	236	7	2:50.923	29.386	97	1:22.250	116	59.287	49	122
4	1:50.305	24.340	144	51.053	175	34.912	183	232									

ver: 1.0

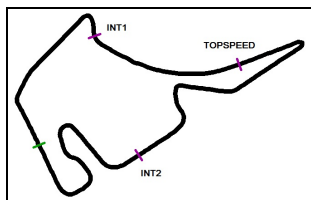
www.adac.de/motorsport

Page 2/ 5 printed: 22.9.2018 13:12



ADAC Vorteilsprogramm





ADAC TCR Germany



Sector List Race 1

Provisional

Hockenheimring, Length: 4574m

Air temperature: 20.8°C

Track temperature: 19.59°C

Weather condition: Dry

DMSB Reg. Nr.: DMSB 277/18

Saturday, September 22, 2018 12:25:00

Lap	Time	SE1	SP1	SE2	SP2	SE3	SP3	TSP	Lap	Time	SE1	SP1	SE2	SP2	SE3	SP3	TSP
27	Coicaud, FRA								theoretical besttime: 1:49.005								
1	2:02.478	34.713	142	52.010	172	35.755	183	235	10	1:50.445	24.143	143	51.206	173	35.096	182	235
2	1:50.572	23.931	143	51.265	171	35.376	183	232	11	1:51.022	24.301	140	52.019	171	34.702	182	227
3	1:49.218	23.856	144	50.770	174	34.592	184	234	12	1:49.687	23.903	143	50.909	173	34.875	182	234
4	1:49.613	23.737	144	50.865	175	35.011	183	235	13	1:50.398	24.147	143	51.229	173	35.022	183	233
5	1:50.163	23.927	143	51.475	173	34.761	183	226	14	2:11.986	24.338	144	57.882	128	49.766	138	232
6	1:50.029	24.024	143	51.507	174	34.498	183	234	15	2:41.478	31.416	111	1:07.861	94	1:02.201	180	185
7	1:49.432	23.941	143	50.803	174	34.688	183	233	16	1:52.996	24.501	143	52.500	167	35.995	181	232
8	1:57.241	24.037	143	51.606	173	41.598	112	235	17	1:51.330	24.256	143	51.577	171	35.497	181	236
9	2:40.284	31.803	112	1:15.143	123	53.338	183	124									

28	Eberle, CHE								theoretical besttime: 1:48.966								
1	2:01.658	33.240	142	52.529	171	35.889	183	233	10	1:50.183	24.163	145	51.008	174	35.012	183	238
2	1:50.762	24.169	145	51.650	173	34.943	183	237	11	1:49.943	24.102	145	50.898	174	34.943	183	237
3	1:49.030	23.879	145	50.472	176	34.679	185	236	12	1:49.886	23.979	144	50.863	173	35.044	182	238
4	1:49.971	24.100	146	51.012	177	34.859	184	237	13	1:53.209	24.049	144	51.156	172	38.004	183	238
5	1:50.283	24.016	143	51.490	174	34.777	183	229	14	2:11.596	24.087	144	57.729	134	49.780	140	223
6	1:49.434	23.891	145	50.669	175	34.874	183	237	15	2:41.329	31.470	105	1:07.952	98	1:01.907	183	177
7	1:49.601	23.962	145	50.965	174	34.674	183	239	16	1:52.354	24.573	145	52.113	167	35.668	183	241
8	1:54.473	23.820	145	50.621	174	40.032	110	236	17	1:51.420	24.306	144	51.665	173	35.449	180	237
9	2:42.972	33.332	108	1:15.723	117	53.917	183	140									

29	Kuusiniemi, FIN								theoretical besttime: 1:49.693								
1	1:59.633	32.557	141	51.904	172	35.172	183	231	10	1:50.722	24.358	145	51.233	173	35.131	183	236
2	1:51.152	24.094	144	51.877	172	35.181	183	237	11	1:51.174	24.251	144	51.527	171	35.396	182	240
3	1:50.129	24.135	144	50.911	174	35.083	183	237	12	1:51.049	24.202	143	51.531	172	35.316	182	239
4	1:49.891	24.087	144	51.039	174	34.765	182	235	13	1:50.892	24.313	143	51.296	173	35.283	181	240
5	1:51.852	24.793	135	52.145	173	34.914	182	232	14	2:10.095	24.204	143	56.484	138	49.407	130	236
6	1:50.689	24.017	143	51.653	173	35.019	183	236	15	2:40.585	31.580	117	1:07.613	97	1:01.392	181	177
7	1:50.148	24.069	143	51.296	174	34.783	182	236	16	1:55.600	25.294	129	54.043	165	36.263	175	232
8	2:01.450	24.552	140	53.495	172	43.403	95	236	17	1:53.386	25.042	139	51.904	171	36.440	180	237
9	2:36.043	34.002	133	1:11.236	111	50.805	182	121									

30	Buri, FIN								theoretical besttime: 1:48.910								
1	1:59.905	32.804	143	51.964	172	35.137	183	237	8	1:55.538	23.783	144	50.773	173	40.982	115	237
2	1:50.246	24.162	144	51.312	171	34.772	184	241	9	2:44.656	33.733	89	1:16.622	118	54.301	182	137
3	1:49.980	24.193	142	51.103	173	34.684	185	240	10	1:50.497	24.111	145	51.526	171	34.860	184	241
4	1:49.022	23.723	144	50.705	175	34.594	185	238	11	1:49.726	23.998	143	50.943	173	34.785	183	240
5	1:49.328	23.790	144	50.817	175	34.721	184	236	12	1:49.509	23.897	144	50.595	174	35.017	183	241
6	1:49.309	23.932	146	50.705	174	34.672	183	236	13		24.590	144	51.755	166			240
7	1:49.319	23.913	144	50.593	174	34.813	184	237									

33	Reynolds, CHE								theoretical besttime: 1:50.905								
1	2:11.209	39.575	113	55.093	169	36.541	181	233	10	1:52.024	24.424	142	51.777	171	35.823	182	238
2	1:53.171	25.164	141	51.780	168	36.227	183	235	11	1:53.178	24.474	143	52.184	166	36.520	181	235
3	1:52.868	24.553	140	52.500	164	35.815	180	232	12	1:53.945	24.365	140	53.733	166	35.847	181	235
4	1:51.563	24.763	140	51.365	175	35.435	183	233	13	1:52.433	24.679	142	51.756	173	35.998	181	236
5	1:51.145	24.232	144	51.425	173	35.488	181	234	14	2:04.361	24.606	141	54.455	171	45.300	139	213
6	1:51.381	24.706	144	51.367	174	35.308	182	236	15	2:38.797	35.150	135	1:05.596	101	58.051	182	162
7	1:54.688	24.657	142	52.933	170	37.098	181	237	16	1:53.836	25.285	136	52.479	172	36.072	180	232
8	1:55.071	25.325	141	51.898	171	37.848	180	234	17	1:52.996	24.891	133	52.004	171	36.101	180	236
9	2:25.155	27.821	137	1:07.512	91	49.822	181	118									

34	Apotheloz, CHE								theoretical besttime: 1:50.701								
1	2:08.036	37.358	134	54.629	161	36.049	181	235	10	1:51.503	24.685	142	51.435	170	35.383	179	235
2	1:53.750	24.853	140	52.767	165	36.130	181	238	11	1:51.637	24.306	142	51.894	171	35.437	180	234
3	1:51.414	24.487	142	51.378	171	35.549	177	234	12	1:51.234	24.223	140	51.667	171	35.344	180	236
4	1:51.125	24.354	140	51.431	172	35.340	179	233	13	1:51.609	24.533	141	51.582	171	35.494	179	234
5	1:50.901	24.197	140	51.578	171	35.126	179	228	14	2:09.899	24.495	141	58.853	147	46.551	141	167
6	1:54.981	26.753	122	52.907	168	35.321	180	227	15	2:38.549	33.915	128	1:06.854	103	57.780	180	156

ver: 1.0

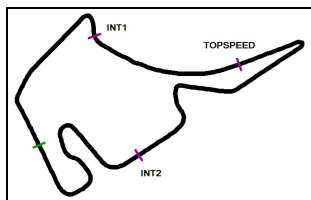
www.adac.de/motorsport

Page 3/ 5 printed: 22.9.2018 13:12



ADAC Vorteilsprogramm





ADAC TCR Germany



Sector List Race 1

Provisional

Hockenheimring, Length: 4574m

Air temperature: 20.8°C

Track temperature: 19.59°C

Weather condition: Dry

DMSB Reg. Nr.: DMSB 277/18

Saturday, September 22, 2018 12:25:00

Lap	Time	SE1	SP1	SE2	SP2	SE3	SP3	TSP	Lap	Time	SE1	SP1	SE2	SP2	SE3	SP3	TSP
7	1:51.555	24.480	141	51.850	171	35.225	179	229	16	1:52.928	24.833	144	51.876	170	36.219	180	238
8	1:53.395	24.652	141	51.831	167	36.912	160	229	17	1:52.851	25.010	140	51.916	170	35.925	179	236
9	2:29.309	32.162	140	1:08.021	97	49.126	180	116									

39 Thoma, CHE

theoretical besttime: 1:49.132

1	2:05.539	35.328	139	52.746	171	37.465	172	235	10	1:50.871	24.341	144	51.449	172	35.081	182	240
2	1:50.694	25.045	141	50.972	171	34.677	184	234	11	1:51.101	24.100	144	51.221	171	35.780	183	240
3	1:49.700	24.163	138	50.758	174	34.779	183	235	12	1:50.612	24.270	142	51.337	172	35.005	182	240
4	1:49.132	23.836	144	50.707	174	34.589	184	236	13	1:54.740	24.349	144	51.107	173	39.284	60	237
5	1:49.660	24.009	143	50.739	174	34.912	183	239	14	2:14.885	36.990	144	52.567	173	45.328	142	225
6	1:51.261	24.088	143	52.357	170	34.816	183	240	15	2:38.511	35.132	139	1:05.918	110	57.461	182	154
7	1:49.550	24.010	143	50.758	173	34.782	183	238	16	1:52.136	25.225	139	51.627	172	35.284	183	234
8	1:56.866	24.188	143	51.345	172	41.333	110	238	17	1:52.207	24.458	140	51.882	173	35.867	179	239
9	2:37.978	30.538	125	1:15.858	117	51.582	182	138									

42 Niederscheider, AUT

theoretical besttime: 1:49.308

1	2:02.030	34.066	138	51.967	168	35.997	183	238	10	1:50.528	24.149	143	51.362	173	35.017	183	238
2	1:51.326	24.623	143	51.374	174	35.329	183	238	11	1:51.757	24.037	144	52.287	169	35.433	182	235
3	1:49.492	23.970	144	50.759	174	34.763	185	236	12	1:50.200	23.987	141	51.388	173	34.825	182	235
4	1:51.045	23.948	143	51.840	174	35.257	182	236	13	1:50.278	24.125	144	51.193	175	34.960	183	235
5	1:49.651	23.786	143	51.046	173	34.819	184	238	14	2:11.306	24.049	140	57.619	122	49.638	142	218
6	1:50.326	24.184	141	51.359	174	34.783	182	229	15	2:41.249	31.530	111	1:08.110	97	1:01.609	181	171
7	1:49.992	23.906	144	51.062	175	35.024	184	238	16	1:52.824	24.392	144	52.076	169	36.356	180	240
8	1:56.279	24.282	140	51.684	173	40.313	118	232	17	1:51.935	24.605	140	51.970	173	35.360	182	233
9	2:39.254	30.925	114	1:15.248	118	53.081	182	122									

47 Kankkunen, FIN

theoretical besttime: 1:49.307

1	2:03.428	35.093	135	52.800	171	35.535	183	237	10	1:51.000	24.442	142	51.540	173	35.018	183	239
2	1:51.667	24.372	144	51.261	174	36.034	183	237	11	1:51.154	23.978	144	51.427	172	35.749	183	238
3	1:49.983	24.281	143	51.156	174	34.546	183	234	12	1:50.434	24.239	144	51.187	173	35.008	182	238
4	1:49.538	23.911	144	50.953	176	34.674	184	235	13	1:50.321	24.032	140	51.246	174	35.043	182	235
5	1:49.821	23.931	143	50.913	175	34.977	183	237	14	2:11.270	24.198	142	57.312	121	49.760	131	238
6	1:50.832	23.989	144	51.994	173	34.849	182	236	15	2:40.988	31.574	110	1:08.059	99	1:01.355	182	179
7	1:49.693	24.111	144	50.850	174	34.732	183	237	16	1:53.316	24.708	143	51.993	174	36.615	182	237
8	1:57.023	24.067	143	51.810	173	41.146	110	237	17	1:52.225	24.724	140	51.929	170	35.572	182	241
9	2:37.947	30.565	113	1:15.600	119	51.782	182	138									

53 Halder, DEU

theoretical besttime: 1:50.010

1	2:05.568	36.146	141	52.891	172	36.531	179	238	10	1:51.508	24.586	144	51.773	173	35.149	184	242
2	1:53.934	25.707	137	52.883	171	35.344	185	235	11	1:51.225	24.459	144	51.372	174	35.394	182	240
3	1:50.358	24.290	144	50.995	174	35.073	183	239	12	1:50.493	24.414	142	51.141	174	34.938	185	239
4	1:51.180	24.424	143	51.351	173	35.405	184	238	13	1:50.952	24.166	142	51.192	174	35.594	182	241
5	1:50.317	24.158	145	51.096	174	35.063	184	241	14	2:11.004	24.426	144	58.988	158	47.590	132	173
6	1:50.467	24.213	143	51.270	174	34.984	184	241	15	2:39.148	33.443	118	1:07.140	92	58.565	183	150
7	1:50.235	24.077	145	51.036	174	35.122	184	242	16	1:53.363	24.597	144	52.567	171	36.199	181	241
8	1:58.070	24.194	144	51.538	156	42.338	124	242	17	1:51.780	24.663	138	51.479	173	35.638	183	239
9	2:33.295	34.201	129	1:09.744	102	49.350	184	111									

54 Reicher, AUT

theoretical besttime: 1:49.443

1	2:03.089	34.524	141	52.441	173	36.124	182	240	5	1:50.315	23.990	143	51.369	172	34.956	183	238
2	1:50.636	24.224	144	51.235	173	35.177	183	241	6	1:53.272	24.354	136	53.257	171	35.661	182	238
3	1:49.873	24.078	145	50.882	174	34.913	184	242	7	1:52.359	24.344	141	52.310	171	35.705	181	240
4	1:49.443	23.812	144	50.798	173	34.833	183	241	8	2:01.783	24.966	137	52.891	161	43.926	58	233

55 Fugel, DEU

theoretical besttime: 1:49.666

1	2:05.105	35.687	136	52.986	168	36.432	177	233	10	1:51.463	24.561	142	51.574	171	35.328	183	236
2	1:50.316	24.216	143	50.794	174	35.306	183	237	11	1:51.597	24.582	143	51.432	171	35.583	183	235
3	1:51.461	24.869	138	51.273	175	35.319	169	234	12	1:52.069	25.206	135	51.697	171	35.166	183	238
4	1:53.224	25.047	140	53.004	174	35.173	183	228	13	1:51.176	24.723	140	51.220	171	35.233	183	237
5	1:50.786	24.311	142	51.536	173	34.939	184	235	14	2:10.705	24.647	142	59.298	142	46.760	137	165
6	1:50.381	24.215	143	51.235	172	34.931	183	233	15	2:38.446	33.815	131	1:06.935	107	57.696	182	149

ver: 1.0

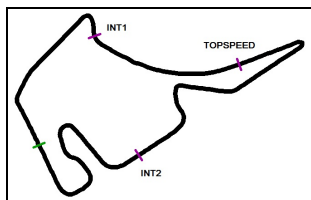
www.adac.de/motorsport

Page 4/ 5 printed: 22.9.2018 13:12



ADAC Vorteilsprogramm





ADAC TCR Germany



Sector List Race 1

Provisional

DMSB Reg. Nr.: DMSB 277/18

Hockenheimring, Length: 4574m

Air temperature: 20.8°C

Track temperature: 19.59°C

Weather condition: Dry

Saturday, September 22, 2018 12:25:00

Lap	Time	SE1	SP1	SE2	SP2	SE3	SP3	TSP	Lap	Time	SE1	SP1	SE2	SP2	SE3	SP3	TSP
7	1:50.557	23.941	143	51.203	172	35.413	182	237	16	1:53.684	24.783	143	52.153	170	36.748	182	238
8	1:57.737	24.146	144	51.364	172	42.227	116	237	17	1:53.779	25.089	140	52.072	172	36.618	181	238
9	2:33.409	33.371	132	1:10.251	104	49.787	182	110									

60 Prattes, DEU

theoretical besttime: 1:49.869

1	2:05.942	36.442	134	52.945	169	36.555	177	237	4	1:50.691	24.485	140	51.283	175	34.923	183	236
2	1:54.866	25.576	142	53.598	171	35.692	182	238	5	1:50.129	24.006	143	50.962	172	35.161	183	238
3	1:50.229	23.984	143	51.214	171	35.031	180	238	6	2:36.861	30.403	87	1:10.635	138	55.823	54	132

77 Häußermann, DEU

theoretical besttime: 1:49.225

1	2:04.185	35.195	136	53.078	172	35.912	183	233	10	1:50.710	24.564	143	51.343	175	34.803	183	237
2	1:50.496	24.163	146	51.087	175	35.246	183	240	11	1:53.038	24.144	144	52.060	167	36.834	182	238
3	1:49.225	23.832	144	50.809	176	34.584	184	237	12	1:50.870	24.191	144	51.403	175	35.276	182	241
4	1:50.213	23.967	146	50.956	175	35.290	184	238	13	1:53.078	24.262	144	53.225	174	35.591	182	241
5	1:49.812	24.017	144	50.978	175	34.817	184	239	14	2:10.426	24.269	144	58.748	157	47.409	137	176
6	1:50.302	24.095	144	51.595	174	34.612	184	235	15	2:39.737	33.557	123	1:07.454	94	58.726	184	172
7	1:50.033	24.097	144	51.054	175	34.882	184	238	16	1:52.070	24.554	144	52.671	172	34.845	184	239
8	1:56.792	24.090	143	51.726	174	40.976	109	235	17	1:52.597	24.536	143	51.683	174	36.378	181	240
9	2:38.477	30.918	110	1:15.600	115	51.959	184	130									

88 Fugel, DEU

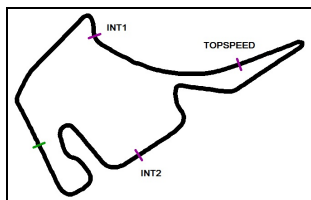
theoretical besttime: 1:49.719

1	2:05.720	35.288	140	53.241	169	37.191	172	234	10	1:50.902	24.211	144	51.473	172	35.218	184	237
2	1:52.283	25.491	140	51.689	173	35.103	183	235	11	1:50.873	24.283	143	51.372	173	35.218	183	237
3	1:50.086	24.007	142	51.217	174	34.862	184	237	12	1:50.940	24.384	142	51.593	173	34.963	183	238
4	1:51.592	24.106	144	51.984	170	35.502	182	230	13	1:51.815	24.199	144	52.054	172	35.562	183	238
5	1:50.652	23.959	143	51.383	174	35.310	183	234	14	2:09.995	24.254	143	57.546	135	48.195	127	167
6	1:50.382	24.070	142	51.293	174	35.019	183	234	15	2:40.106	32.978	135	1:07.421	90	59.707	181	198
7	1:49.883	24.051	143	50.898	174	34.934	184	235	16	1:52.149	24.756	141	51.960	171	35.433	183	242
8	1:58.418	24.170	141	52.103	158	42.145	108	235	17	1:53.216	24.348	142	51.840	173	37.028	181	241
9	2:33.398	33.597	130	1:10.180	103	49.621	184	119									

99 Sandberg, NLD

theoretical besttime: 1:51.211

1	2:11.996	39.889	111	55.035	170	37.072	177	234	10	1:52.519	24.928	141	52.012	170	35.579	181	238
2	1:52.793	24.722	142	51.790	172	36.281	181	238	11	1:53.155	24.600	143	52.595	166	35.960	181	236
3	1:51.647	24.464	143	51.882	170	35.301	181	237	12	1:52.759	24.525	140	52.979	167	35.255	182	236
4	1:51.404	24.558	141	51.550	173	35.296	181	235	13	1:52.236	24.480	139	52.171	170	35.585	182	235
5	1:51.471	24.406	142	51.746	172	35.319	182	234	14	2:04.922	25.226	136	53.876	163	45.820	141	219
6	1:51.629	24.607	144	51.715	170	35.307	181	235	15	2:38.977	34.066	132	1:06.651	107	58.260	179	142
7	1:54.265	24.693	140	53.707	165	35.865	179	236	16	1:52.914	25.003	137	52.136	171	35.775	181	237
8	1:53.946	24.819	141	51.966	170	37.161	178	233	17	1:53.451	25.207	139	52.289	170	35.955	182	240
9	2:26.086	28.920	138	1:07.852	94	49.314	182	113									



ADAC TCR Germany

Top speed list Race 1

Provisional



Hockenheimring, Length: 4574m

Air temperature: 20.8°C

Track temperature: 19.59°C

Weather condition: Dry

DMSB Reg. Nr.: DMSB 277/18

Saturday, September 22, 2018 12:25:00

#	Name (NAT)	Team	Car name	Speed	Lap	Race time
19	Max Hesse (DEU)	PROsport Performance (DEU)	Audi RS 3 LMS TCR	243.24	12	21:57.063
53	Michelle Halder (DEU)	Profi-Car Team Halder (DEU)	Cupra TCR	242.69	10	18:21.977
6	Oliver Holdener (CHE)	Wolf-Power Racing (DEU)	Cupra TCR	242.69	16	30:34.940
88	Dominik Fugel (DEU)	Team Honda ADAC Sachsen (DEU)	Honda Civic TCR 2018	242.69	16	30:35.937
54	Simon Reicher (AUT)	YACO Racing (DEU)	Audi RS 3 LMS TCR	242.15	3	4:31.779
9	Daniel Davidovac (DEU)	HP Racing International 2 (DEU)	Opel Astra TCR	242.15	12	22:10.743
30	Antti Buri (FIN)	LMS Racing (FIN)	Audi RS 3 LMS TCR	241.61	2	2:38.097
77	Justin Häußermann (DEU)	Team Engstler Germany (DEU)	VW Golf GTI TCR 2018	241.61	12	22:01.465
28	Pascal Eberle (CHE)	Steibel Motorsport II	Cupra TCR	241.61	16	30:32.886
11	Luke Wankmüller (DEU)	HP Racing International (DEU)	Opel Astra TCR	241.61	16	30:36.930
47	Niko Kankkunen (FIN)	Team Engstler Europe (DEU)	VW Golf GTI TCR 2018	241.61	17	32:27.317
14	Niels Langeveld (NLD)	Racing One (DEU)	Audi RS 3 LMS TCR	241.07	12	21:55.068
39	Florian Thoma (CHE)	Max Kruse Racing (DEU)	VW Golf GTI TCR 2018	240.53	6	10:02.900
42	Lukas Niedertscheider (AUT)	Niedertscheider Motorsport (AUT)	Peugeot 308 TCR	240.53	16	30:33.173
29	Jussi Kuusiniemi (FIN)	Positione Motorsport (AUT)	VW Golf GTI TCR 2018	240.00	11	20:10.048
99	Maurits Sandberg (NLD)	Racing One (DEU)	Audi RS 3 LMS TCR	240.00	17	32:32.156
60	Loris Prattes (DEU)	TOPCAR Sport (CHE)	Cupra TCR	238.93	2	2:45.613
17	Jasmin Preisig (CHE)	Steibel Motorsport (DEU)	Opel Astra TCR	238.93	3	4:39.544
3	Kai Jordan (DEU)	Team Engstler Germany (DEU)	VW Golf GTI TCR 2018	238.93	12	22:02.090
34	Julien Apotheloz (CHE)	Young Driver Challenge (CHE)	Cupra TCR DSG	238.93	16	30:37.902
33	J.C. Reynolds (CHE)	TOPCAR Sport (CHE)	Cupra TCR	238.41	10	18:24.843
22	Harald Proczyk (AUT)	HP Racing International (DEU)	Opel Astra TCR	238.41	12	21:51.741
55	Marcel Fugel (DEU)	Profi-Car Team Halder (DEU)	Honda Civic TCR 2017	238.41	12	22:05.506
10	Benjamin Leuchter (DEU)	Max Kruse Racing (DEU)	VW Golf GTI TCR 2018	237.88	10	18:16.984
7	Mike Halder (DEU)	Team Honda ADAC Sachsen (DEU)	Honda Civic TCR 2018	236.84	2	2:36.222
27	Theo Coicaud (FRA)	Hyundai Team Engstler (DEU)	Hyundai i30 N TCR	236.84	17	32:25.547
23	Sebastian Steibel (DEU)	Steibel Motorsport (DEU)	VW Golf GTI TCR 2016	236.32	3	4:39.911
8	Luca Engstler (DEU)	Hyundai Team Engstler (DEU)	Hyundai i30 N TCR	230.76	12	21:54.365