



ADAC TCR Germany

Result List Race 1



Provisional

Motorsportarena Oschersleben, Length: 3667m

Air temperature: 16.8°C

Track temperature: 20.26°C

Weather condition: Dry

DMSB Reg. Nr.: 113/19

Saturday, April 27, 2019 15:25:00

started : 18 classified : 17 not classified : 1

Nr.	Drivers	Team	Laps	Total Time	Gap	Kph	Lap	Time	Kph
Cl.	Car	Competitor							
1	7 M.Halder(DEU) Honda Civic FK7 TCR	Profi-Car Team Honda ADAC Sachsen ADAC Sachsen e.V.	20	32:03.309		137.4	5	1:32.570	142.6
2	19 M.Hesse(DEU) Hyundai i30 N TCR	Hyundai Team Engstler Hyundai Team Engstler	20	32:05.234	1.925	137.2	5	1:33.065	141.8
3	1 H.Proczyk(AUT) Hyundai i30 N TCR	HP Racing International(DEU) HP Racing International	20	32:11.379	8.070	136.9	5	1:33.375	141.3
4	13 A.Buri(FIN) Audi RS 3 LMS SEQ	LMS Racing(FIN) LMS Racing	20	32:13.012	9.703	136.9	7	1:33.469	141.2
5	6 B.Burns(GBR) Honda Civic FK7 TCR	Team Pyro Motorsport Bradley Burns	20	32:14.714	11.405	136.8	14	1:33.447	141.2
6	27 T.Coicaud(FRA) Hyundai i30 N TCR	Hyundai Team Engstler Hyundai Team Engstler	20	32:23.571	20.262	136.0	7	1:33.598	141.0
7	42 L.Niedertscheider(AUT) Hyundai i30 N TCR	HP Racing International(DEU) HP Racing International	20	32:24.628	21.319	136.1	10	1:33.772	140.7
8	98 J.Seyffert(DEU) Honda Opel Astra TCR	Lubner Motorsport(DEU) Lubner Motorsport	20	32:33.483	30.174	135.6	8	1:34.401	139.8
9	41 S.Kirsch(DEU) Opel Astra TCR	IMC Motorsport(DEU) ADAC Sachsen e.V.	20	32:37.214	33.905	135.4	4	1:34.433	139.7
10	8 R.Kircher(DEU) Honda Audi RS 3 LMS SEQ	Racing One(DEU) Racing One	20	32:38.608	35.299	135.3	5	1:34.764	139.3
11	100 G.Naumann(DEU) G Hyundai i30 N TCR	Hyundai Team Engstler 2(DEU) Hyundai Team Engstler	20	32:49.762	46.453	134.4	5	1:34.781	139.2
12	88 D.Fugel(DEU) Honda Civic FK7 TCR	Profi-Car Team Honda ADAC Sachsen ADAC Sachsen e.V.	20	32:53.151	49.842	133.8	6	1:33.242	141.5
13	23 S.Steibel(DEU) VW Golf GTI TCR SEQ	Steibel Motorsport(DEU) 10Q Racing Team	20	32:59.116	55.807	133.8	4	1:35.176	138.7
14	22 J.Apotheloz(CHE) Honda Cupra TCR SEQ	TOPCAR Sport(CHE) TOPCAR Sport	20	33:02.892	59.583	134.0	9	1:35.264	138.5
15	99 M.Sandberg(NLD) VW Golf GTI TCR SEQ	VW Team Oettinger VW Team Oettinger	20	33:03.628	1:00.319	133.6	4	1:35.337	138.4
16	33 J.Reynolds(CHE) Cupra TCR DSG	TOPCAR Sport(CHE) TOPCAR Sport	20	33:04.489	1:01.180	133.5	7	1:35.515	138.2
17	53 M.Halder(DEU) Honda Civic FK7 TCR	Profi-Car Team Halder(DEU) Profi-Car Team Halder	20	33:10.990	1:07.681	133.8	7	1:34.379	139.8
Not classified									
	29 M.Cheah Min Jie(MYS) Honda VW Golf GTI TCR SEQ	VW Team Oettinger VW Team Oettinger	1	1:42.643	19LAPS				

Fastest lap of the race. Car 7 driver Mike Halder on lap 5. Time 1:32.570, average speed 142.6 km/h.

Subject to final scrutineering!

Publication time:

Clerk of the Course: Ralph Bohnhorst

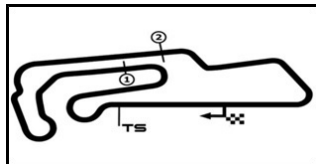
Timekeeper: Steffen Ruhl

ver: 1.0

www.adac.de/motorsport

Page 1/ 1 printed: 27.4.2019 16:03





ADAC TCR Germany



Sector List Race 1

Provisional

Motorsportarena Oschersleben, Length: 3667m

Air temperature: 16.8°C

Track temperature: 20.26°C

Weather condition: Dry

DMSB Reg. Nr.: 113/19

Saturday, April 27, 2019 15:25:00

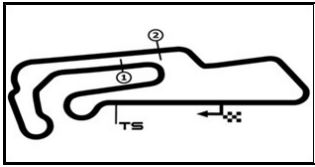
Lap	Time	SE1	SP1	SE2	SP2	SE3	SP3	TSP	Lap	Time	SE1	SP1	SE2	SP2	SE3	SP3	TSP
1 Proczyk, AUT									theoretical besttime: 1:32.955								
1	1:39.905	40.596	169	32.183	200	27.126	176	173	11	1:33.911	34.070	170	32.680	195	27.161	175	212
2	1:42.245	33.929	170	32.389	198	35.927	119	213	12	1:33.661	34.129	171	32.661	195	26.871	175	212
3	2:15.543	46.561	94	54.558	113	34.424	174	142	13	1:33.479	34.080	172	32.532	195	26.867	175	213
4	1:33.403	34.008	170	32.325	198	27.070	176	212	14	1:33.754	34.052	170	32.638	195	27.064	175	213
5	1:33.375	33.978	170	32.372	198	27.025	176	213	15	1:33.866	34.168	171	32.678	194	27.020	175	213
6	1:33.670	33.933	170	32.585	197	27.152	175	214	16	1:33.880	34.152	171	32.675	195	27.053	175	213
7	1:33.567	34.123	170	32.456	197	26.988	175	213	17	1:33.828	34.071	171	32.746	195	27.011	175	213
8	1:33.819	33.981	170	32.693	196	27.145	175	213	18	1:33.928	34.133	170	32.788	195	27.007	176	212
9	1:33.701	34.107	171	32.751	195	26.843	175	212	19	1:33.947	34.155	170	32.761	195	27.031	175	213
10	1:33.683	34.072	171	32.653	196	26.958	175	212	20	1:34.214	34.232	170	32.786	195	27.196	169	213

6 Burns, GBR									theoretical besttime: 1:33.144								
1	1:42.081	42.252	169	32.681	200	27.148	174	183	11	1:33.614	33.983	169	32.589	194	27.042	176	215
2	1:42.743	33.720	173	32.478	201	36.545	112	217	12	1:33.559	33.951	172	32.654	193	26.954	175	214
3	2:13.640	46.104	103	53.719	112	33.817	177	122	13	1:33.574	33.958	172	32.696	194	26.920	175	213
4	1:33.917	34.227	172	32.528	199	27.162	175	219	14	1:33.447	33.905	172	32.585	196	26.957	176	217
5	1:34.093	33.871	171	32.592	198	27.630	173	214	15	1:33.625	33.939	171	32.728	194	26.958	175	218
6	1:35.008	34.777	155	33.140	197	27.091	175	217	16	1:33.628	34.020	173	32.699	198	26.909	177	213
7	1:33.592	34.014	172	32.606	198	26.972	181	216	17	1:33.553	33.981	172	32.614	195	26.958	175	213
8	1:34.034	34.071	170	32.921	198	27.042	177	216	18	1:33.702	34.046	173	32.723	196	26.933	175	213
9	1:34.918	34.542	172	32.876	196	27.500	177	212	19	1:33.809	34.002	172	32.786	195	27.021	174	216
10	1:34.224	34.631	170	32.697	196	26.896	177	217	20	1:33.953	34.074	170	32.814	199	27.065	178	210

7 Halder, DEU									theoretical besttime: 1:32.345								
1	1:38.624	39.626	169	32.185	199	26.813	175	172	11	1:33.290	34.003	171	32.392	195	26.895	176	213
2	1:41.438	33.648	170	32.061	199	35.729	116	212	12	1:33.229	33.771	171	32.472	195	26.986	176	213
3	2:16.518	46.940	96	55.034	99	34.544	176	125	13	1:33.327	33.837	172	32.426	195	27.064	175	213
4	1:33.071	33.551	171	32.052	198	27.468	174	213	14	1:33.374	33.922	171	32.494	195	26.958	176	213
5	1:32.570	33.685	171	32.143	196	26.742	176	212	15	1:33.368	33.891	171	32.403	195	27.074	175	214
6	1:32.763	33.668	171	32.231	196	26.864	176	213	16	1:33.691	33.988	171	32.515	194	27.188	175	213
7	1:33.077	33.752	170	32.356	196	26.969	175	213	17	1:33.807	34.009	171	32.490	195	27.308	175	213
8	1:32.972	33.819	170	32.399	196	26.754	176	212	18	1:33.608	34.019	171	32.596	194	26.993	176	213
9	1:33.341	33.753	172	32.529	196	27.059	176	213	19	1:33.774	34.066	171	32.565	195	27.143	175	213
10	1:33.115	33.879	171	32.345	196	26.891	175	213	20	1:34.352	34.130	171	32.846	195	27.376	174	213

8 Kircher, DEU									theoretical besttime: 1:34.536								
1	1:44.928	43.823	171	33.487	200	27.618	175	184	11	1:35.008	34.411	170	33.109	197	27.488	175	216
2	1:43.866	34.321	170	34.529	169	35.016	112	215	12	1:35.204	34.513	169	33.099	196	27.592	176	215
3	2:11.300	45.969	98	53.375	156	31.956	176	113	13	1:35.030	34.507	170	33.003	197	27.520	176	216
4	1:35.042	34.588	170	33.076	200	27.378	176	215	14	1:35.008	34.234	170	33.221	196	27.553	176	216
5	1:34.764	34.405	170	33.060	200	27.299	176	216	15	1:35.137	34.393	169	33.079	196	27.665	175	215
6	1:34.798	34.316	170	33.099	198	27.383	177	216	16	1:35.147	34.408	170	33.142	196	27.597	175	215
7	1:35.173	34.533	170	33.161	199	27.479	177	216	17	1:35.074	34.467	170	33.175	196	27.432	176	215
8	1:35.110	34.493	167	33.160	197	27.457	176	215	18	1:35.482	34.589	167	33.337	196	27.556	176	215
9	1:36.418	35.553	171	33.349	197	27.516	176	215	19	1:35.371	34.506	170	33.313	195	27.552	176	214
10	1:35.249	34.721	169	33.019	197	27.509	176	215	20	1:35.499	34.435	170	33.359	196	27.705	176	215

13 Buri, FIN									theoretical besttime: 1:33.253								
1	1:41.161	41.660	170	32.561	200	26.940	175		11	1:33.905	34.162	171	32.687	197	27.056	176	216
2	1:42.635	33.829	170	32.531	200	36.275	109	216	12	1:33.646	33.962	171	32.625	197	27.059	176	216
3	2:14.348	46.200	101	54.078	111	34.070	175	126	13	1:33.807	33.978	171	32.824	196	27.005	176	216
4	1:33.739	34.186	170	32.527	200	27.026	175	215	14	1:33.729	33.954	171	32.759	196	27.016	176	216
5	1:34.419	33.976	171	32.553	199	27.890	176		15	1:33.662	33.945	172	32.642	196	27.075	175	216
6	1:34.041	34.558	168	32.484	196	26.999	176	216	16	1:33.975	34.151	171	32.692	196	27.132	176	216
7	1:33.469	33.940	169	32.486	197	27.043	175	215	17	1:33.880	34.107	171	32.775	197	26.998	175	216
8	1:33.652	33.914	170	32.619	198	27.119	176	215	18	1:33.799	34.091	171	32.749	196	26.959	176	216
9	1:33.540	33.836	171	32.638	197	27.066	176	216	19	1:33.912	34.113	171	32.746	197	27.053	175	216
10	1:33.642	33.984	171	32.625	197	27.033	176	216	20	1:34.051	34.058	170	32.918	197	27.075	175	216



ADAC TCR Germany

Sector List Race 1



Provisional

Motorsportarena Oschersleben, Length: 3667m

Air temperature: 16.8°C

Track temperature: 20.26°C

Weather condition: Dry

DMSB Reg. Nr.: 113/19

Saturday, April 27, 2019 15:25:00

Lap	Time	SE1	SP1	SE2	SP2	SE3	SP3	TSP	Lap	Time	SE1	SP1	SE2	SP2	SE3	SP3	TSP
19 Hesse, DEU									theoretical besttime: 1:32.389								
1	1:38.250	39.344	167	32.109	195	26.797	173	168	11	1:33.419	33.970	169	32.446	193	27.003	174	211
2	1:41.154	33.628	168	32.022	196	35.504	115	208	12	1:33.513	34.024	169	32.502	194	26.987	174	212
3	2:16.771	47.084	101	55.162	98	34.525	174	134	13	1:33.375	34.016	169	32.491	193	26.868	173	211
4	1:33.597	33.575	168	32.026	194	27.996	174	209	14	1:33.333	34.024	168	32.440	193	26.869	175	211
5	1:33.065	34.108	169	32.169	194	26.788	174	209	15	1:33.592	34.046	168	32.460	192	27.086	173	212
6	1:33.074	33.917	169	32.210	194	26.947	174	210	16	1:33.670	34.108	169	32.553	193	27.009	174	211
7	1:33.229	33.964	168	32.344	194	26.921	174	210	17	1:33.667	34.115	168	32.536	194	27.016	174	211
8	1:33.073	33.909	168	32.335	193	26.829	174	211	18	1:33.907	34.128	170	32.633	194	27.146	173	211
9	1:33.202	33.933	170	32.429	194	26.840	175	211	19	1:34.006	34.227	169	32.641	193	27.138	174	212
10	1:33.196	33.973	169	32.336	194	26.887	174	212	20	1:34.141	34.230	169	32.734	194	27.177	169	211

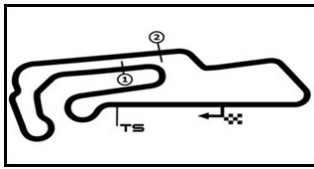
22 Apotheloz, CHE									theoretical besttime: 1:34.949								
1	1:51.820	51.130	168	33.282	196	27.408	173	183	11	1:35.467	34.679	167	33.254	194	27.534	173	212
2	1:41.154	34.546	166	33.685	167	32.923	124	210	12	1:35.760	34.838	167	33.259	194	27.663	174	212
3	2:10.834	45.417	88	52.630	146	32.787	169	135	13	1:35.810	34.747	168	33.373	193	27.690	173	213
4	1:35.652	34.767	168	33.299	195	27.586	174	210	14	1:41.324	40.235	168	33.523	193	27.566	174	212
5	1:35.368	34.452	169	33.089	197	27.827	173	215	15	1:37.505	34.927	167	33.395	191	29.183	174	212
6	1:36.181	35.123	167	33.419	196	27.639	174	209	16	1:36.134	34.879	167	33.490	194	27.765	174	213
7	1:35.492	34.567	168	33.114	197	27.811	173	213	17	1:36.258	34.856	167	33.631	193	27.771	173	213
8	1:35.525	34.605	167	33.407	194	27.513	174	213	18	1:36.831	35.024	166	33.760	192	28.047	174	212
9	1:35.264	34.480	167	33.168	194	27.616	173	212	19	1:36.943	35.104	168	33.782	193	28.057	174	212
10	1:35.402	34.672	167	33.200	193	27.530	174	212	20	1:38.168	35.288	170	34.174	192	28.706	172	213

23 Steibel, DEU									theoretical besttime: 1:34.887								
1	1:45.739	44.553	168	33.508	196	27.678	172	185	11	1:35.712	34.830	168	33.347	193	27.535	172	210
2	1:44.819	34.455	167	34.777	130	35.587	117	210	12	1:35.934	34.938	168	33.389	192	27.607	172	210
3	2:11.220	45.349	94	53.475	152	32.396	171	108	13	1:36.108	34.951	168	33.507	191	27.650	172	210
4	1:35.176	34.595	167	33.095	194	27.486	173	210	14	1:36.196	34.976	166	33.579	192	27.641	173	210
5	1:35.419	34.776	168	33.186	194	27.457	173	211	15	1:36.549	35.026	168	33.773	192	27.750	173	210
6	1:35.299	34.602	169	33.228	194	27.469	173	211	16	1:36.403	34.981	168	33.594	192	27.828	171	210
7	1:35.458	34.773	168	33.348	193	27.337	174	210	17	1:36.701	35.036	168	33.750	191	27.915	173	210
8	1:35.260	34.571	168	33.295	194	27.394	174	210	18	1:38.483	35.491	166	34.945	186	28.047	171	210
9	1:35.679	34.703	169	33.435	193	27.541	173	210	19	1:38.027	35.371	167	33.985	192	28.671	172	210
10	1:35.812	34.786	169	33.407	194	27.619	173	210	20	1:39.122	35.359	168	34.734	189	29.029	163	210

27 Coicaud, FRA									theoretical besttime: 1:33.171								
1	1:40.337	41.076	168	32.313	199	26.948	175	175	11	1:33.893	34.129	168	32.631	196	27.133	174	213
2	1:42.732	33.910	169	32.368	198	36.454	115	212	12	1:34.054	34.111	168	32.732	195	27.211	174	213
3	2:14.848	46.356	101	54.320	118	34.172	174	131	13	1:34.155	34.085	169	32.729	195	27.341	174	213
4	1:33.643	34.136	168	32.403	198	27.104	174	213	14	1:34.423	34.178	168	33.009	193	27.236	174	213
5	1:34.517	33.962	170	32.585	197	27.970	173	213	15	1:34.513	34.250	169	32.916	193	27.347	174	212
6	1:35.016	35.046	153	32.909	197	27.061	175	211	16	1:34.423	34.280	169	32.910	194	27.233	174	212
7	1:33.598	34.013	168	32.609	197	26.976	174	213	17	1:34.132	34.146	169	32.784	194	27.202	175	212
8	1:34.379	34.295	168	32.790	196	27.294	172	213	18	1:34.646	34.164	169	33.031	193	27.451	174	212
9	1:35.054	34.354	169	32.897	195	27.803	173	213	19	1:35.077	34.282	167	33.242	193	27.553	174	211
10	1:35.072	34.949	166	32.992	196	27.131	174	213	20	1:35.059	34.373	169	33.182	193	27.504	175	211

29 Cheah Min Jie, MYS									theoretical besttime: 1:34.289									
1	1:42.643	42.459	166	33.192	198	26.992	176	176	2	34.105	168							214

33 Reynolds, CHE									theoretical besttime: 1:35.103								
1	1:46.233	44.736	166	33.792	199	27.705	172	190	11	1:35.649	34.718	166	33.338	193	27.593	171	211
2	1:45.261	34.477	167	34.721	121	36.063	113	212	12	1:35.557	34.664	165	33.478	194	27.415	172	211
3	2:11.420	45.330	90	53.045	151	33.045	169	116	13	1:36.604	34.612	166	34.134	189	27.858	170	211
4	1:37.707	36.696	166	33.398	197	27.613	172	211	14	1:36.662	35.309	167	33.604	194	27.749	172	212
5	1:35.563	34.575	166	33.257	197	27.731	173	212	15	1:36.105	34.605	167	33.738	193	27.762	172	212
6	1:35.531	34.447	166	33.364	197	27.720	174	213	16	1:36.574	34.899	167	33.573	195	28.102	171	213
7	1:35.515	34.782	166	33.241	197	27.492	173	214	17	1:36.498	34.940	166	33.796	193	27.762	172	212
8	1:36.475	34.571	167	33.968	193	27.936	172	213	18	1:36.692	34.863	166	33.918	193	27.911	173	213
9	1:36.624	34.789	166	33.643	193	28.192	172	212	19	1:36.991	34.968	167	33.892	194	28.131	173	213



ADAC TCR Germany

Sector List Race 1

Provisional



Motorsportarena Oschersleben, Length: 3667m

Air temperature: 16.8°C

Track temperature: 20.26°C

Weather condition: Dry

DMSB Reg. Nr.: 113/19

Saturday, April 27, 2019 15:25:00

Lap	Time	SE1	SP1	SE2	SP2	SE3	SP3	TSP	Lap	Time	SE1	SP1	SE2	SP2	SE3	SP3	TSP
10	1:39.505	38.260	163	33.757	194	27.488	171	212	20	1:37.323	35.128	166	33.932	194	28.263	173	213

41 Kirsch, DEU

theoretical besttime: 1:34.237

1	1:45.324	44.109	167	33.666	201	27.549	175	185	11	1:34.740	34.270	170	33.073	196	27.397	175	214
2	1:44.713	34.292	169	35.101	137	35.320	116	215	12	1:35.192	34.454	171	33.234	197	27.504	175	215
3	2:11.095	45.436	91	53.516	149	32.143	175	108	13	1:34.989	34.354	170	33.154	195	27.481	176	216
4	1:34.433	34.175	170	32.814	203	27.444	175	216	14	1:34.871	34.264	170	33.168	197	27.439	175	216
5	1:34.956	34.374	170	33.020	200	27.562	173	216	15	1:35.084	34.350	170	33.303	197	27.431	177	216
6	1:34.967	34.322	170	32.980	200	27.665	175	215	16	1:35.135	34.379	170	33.318	196	27.438	176	215
7	1:35.002	34.559	169	33.072	198	27.371	175	216	17	1:35.149	34.429	169	33.265	196	27.455	175	216
8	1:35.069	34.447	170	33.307	198	27.315	175	217	18	1:35.170	34.434	169	33.122	197	27.614	176	215
9	1:35.114	34.540	169	33.207	197	27.367	175	216	19	1:35.262	34.488	169	33.203	197	27.571	175	216
10	1:34.874	34.482	169	33.144	197	27.248	176	216	20	1:36.075	34.752	170	33.580	195	27.743	177	216

42 Niederscheider, AUT

theoretical besttime: 1:33.275

1	1:42.355	42.458	169	32.680	200	27.217	174	177	11	1:33.909	34.051	170	32.771	195	27.087	175	213
2	1:43.012	33.875	170	32.478	162	36.659	107	213	12	1:34.270	34.297	169	32.988	194	26.985	175	212
3	2:13.385	46.097	105	53.848	120	33.440	175	129	13	1:34.128	34.215	169	32.773	195	27.140	174	213
4	1:33.903	34.316	169	32.527	199	27.060	176	213	14	1:34.422	34.408	169	32.902	195	27.112	175	213
5	1:34.842	34.147	164	33.100	190	27.595	174	215	15	1:34.386	34.483	169	32.852	195	27.051	175	213
6	1:34.596	34.059	163	33.176	197	27.361	175	213	16	1:34.337	34.431	170	32.856	194	27.050	175	213
7	1:33.901	34.045	169	32.747	196	27.109	175	213	17	1:34.303	34.320	169	32.824	195	27.159	175	213
8	1:35.546	34.169	170	32.903	194	28.474	163	213	18	1:34.663	34.435	168	33.131	193	27.097	175	213
9	1:35.262	35.108	168	33.036	194	27.118	175	206	19	1:34.765	34.538	168	33.052	193	27.175	175	213
10	1:33.772	34.162	170	32.737	195	26.873	175	213	20	1:34.871	34.507	169	33.049	194	27.315	174	212

53 Halder, DEU

theoretical besttime: 1:33.972

1	1:57.592	57.269	167	33.212	196	27.111	174	176	11	1:34.398	34.217	170	33.157	193	27.024	175	211
2	1:37.106	34.072	168	33.374	183	29.660	131	210	12	1:34.560	34.352	169	33.147	193	27.061	175	211
3	2:09.102	44.597	96	52.640	144	31.865	172	137	13	1:34.626	34.459	169	33.058	193	27.109	175	211
4	1:35.784	35.121	169	33.052	197	27.611	175	209	14	1:34.794	34.408	170	33.282	193	27.104	174	211
5	1:35.343	34.501	170	33.286	198	27.556	175	209	15	1:35.003	34.497	170	33.273	193	27.233	175	211
6	1:34.974	34.199	170	33.094	196	27.681	174	215	16	1:34.933	34.447	169	33.311	193	27.175	174	211
7	1:34.379	34.136	169	33.058	196	27.185	175	212	17	1:34.973	34.483	170	33.264	193	27.226	175	211
8	1:51.492	34.233	171	32.876	197	44.383	59	213	18	1:34.607	34.374	170	33.164	193	27.069	175	211
9	1:53.082	52.877	169	33.110	193	27.095	175		19	1:34.972	34.397	170	33.391	193	27.184	175	211
10	1:34.484	34.168	169	33.271	193	27.045	175	211	20	1:34.786	34.379	170	33.181	193	27.226	174	212

88 Fugel, DEU

theoretical besttime: 1:33.122

1	1:39.589	39.943	170	32.612	198	27.034	175	172	11	1:33.467	33.819	170	32.685	196	26.963	174	213
2	1:41.538	33.960	169	32.344	198	35.234	116	212	12	1:33.758	34.109	169	32.743	197	26.906	175	213
3	2:16.104	46.689	96	54.887	96	34.528	175	134	13	1:34.224	33.997	171	32.564	197	27.663	175	214
4	1:33.439	33.875	170	32.422	198	27.142	175	213	14	1:34.554	34.210	171	32.586	197	27.758	170	209
5	1:33.373	33.868	171	32.455	197	27.050	176	213	15	1:35.669	34.408	171	32.776	197	28.485	175	210
6	1:33.242	33.826	170	32.424	197	26.992	177	214	16	1:33.525	34.062	170	32.581	196	26.882	176	213
7	1:33.404	33.953	169	32.526	197	26.925	175	214	17	1:33.651	34.011	170	32.685	196	26.955	177	213
8	1:50.090	33.849	171	32.722	197	43.519	59	214	18	1:33.790	33.998	170	32.911	194	26.881	176	214
9	1:51.651	52.118	171	32.550	196	26.983	175		19	1:40.036	34.093	170	38.461	197	27.482	176	214
10	1:33.787	33.939	170	32.725	195	27.123	175	212	20	1:34.260	34.323	168	32.858	195	27.079	174	213

98 Seyffert, DEU

theoretical besttime: 1:34.097

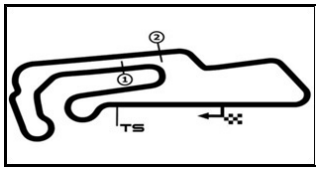
1	1:44.504	43.546	170	33.599	197	27.359	174	186	11	1:34.715	34.181	170	33.031	198	27.503	175	214
2	1:41.700	34.236	165	32.990	192	34.474	118	213	12	1:34.936	34.292	170	32.985	196	27.659	176	214
3	2:12.939	47.029	96	53.695	136	32.215	175	114	13	1:35.474	34.797	170	33.091	197	27.586	175	215
4	1:34.532	34.598	170	32.645	199	27.289	175	214	14	1:34.921	34.299	170	32.850	196	27.772	175	214
5	1:34.615	34.188	170	32.887	198	27.540	175	215	15	1:35.224	34.445	170	33.124	194	27.655	175	214
6	1:34.669	34.381	170	32.829	200	27.459	176	215	16	1:34.899	34.418	170	33.041	196	27.440	176	213
7	1:34.715	34.354	169	32.997	197	27.364	175	215	17	1:34.757	34.337	170	33.006	196	27.414	176	215
8	1:34.401	34.163	171	32.791	196	27.447	174	214	18	1:34.905	34.501	170	32.896	196	27.508	176	214
9	1:35.669	34.901	170	33.197	198	27.571	175	209	19	1:35.318	34.407	170	33.231	194	27.680	176	213
10	1:34.821	34.479	170	32.758	198	27.584	175	214	20	1:35.769	34.737	170	33.405	195	27.627	176	213

ver: 1.0

www.adac.de/motorsport

Page 3/ 4 printed: 27.4.2019 16:04





ADAC TCR Germany



Sector List Race 1

Provisional

Motorsportarena Oschersleben, Length: 3667m

Air temperature: 16.8°C

Track temperature: 20.26°C

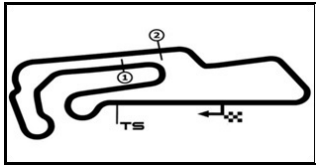
Weather condition: Dry

DMSB Reg. Nr.: 113/19

Saturday, April 27, 2019 15:25:00

Lap	Time	SE1	SP1	SE2	SP2	SE3	SP3	TSP	Lap	Time	SE1	SP1	SE2	SP2	SE3	SP3	TSP
99 Sandberg, NLD		theoretical besttime: 1:35.106															
1	1:46.774	44.953	169	34.113	198	27.708	173	184	11	1:35.713	34.797	167	33.447	192	27.469	173	210
2	1:45.385	34.463	169	34.771	119	36.151	118	212	12	1:36.481	34.899	167	33.609	192	27.973	171	212
3	2:11.189	45.440	85	52.795	149	32.954	172	127	13	1:36.934	34.959	166	34.248	190	27.727	173	210
4	1:35.337	34.672	168	33.200	194	27.465	174	210	14	1:37.098	35.529	167	33.734	193	27.835	173	210
5	1:35.688	34.745	166	33.312	193	27.631	173	212	15	1:37.103	35.466	167	33.696	193	27.941	174	212
6	1:35.633	34.478	169	33.178	194	27.977	173	211	16	1:37.036	34.973	169	34.050	192	28.013	173	212
7	1:35.982	34.886	168	33.423	194	27.673	173	200	17	1:36.478	34.938	167	33.634	192	27.906	172	212
8	1:37.271	34.540	168	34.968	192	27.763	173	211	18	1:37.092	35.136	166	33.970	191	27.986	173	210
9	1:36.223	34.767	168	33.783	192	27.673	173	212	19	1:36.962	34.889	167	34.135	191	27.938	173	211
10	1:36.157	34.708	167	33.719	191	27.730	172	211	20	1:37.092	34.910	168	34.072	192	28.110	173	212

100 Naumann, DEU		theoretical besttime: 1:34.622															
1	1:43.967	42.938	170	33.760	195	27.269	173	180	11	1:35.475	34.854	168	33.280	194	27.341	172	209
2	1:43.851	34.859	163	33.887	197	35.105	110	211	12	1:35.796	34.797	168	33.421	195	27.578	172	213
3	2:11.891	46.070	94	53.445	141	32.376	172		13	1:35.723	34.685	167	33.520	193	27.518	172	213
4	1:34.991	34.409	169	33.281	196	27.301	172	213	14	1:36.194	34.846	168	33.633	193	27.715	172	213
5	1:34.781	34.351	169	33.163	195	27.267	172	213	15	1:35.985	34.832	167	33.663	193	27.490	172	213
6	1:34.911	34.270	168	33.355	196	27.286	172	213	16	1:36.121	34.853	167	33.745	193	27.523	171	213
7	1:34.998	34.455	169	33.354	194	27.189	171	213	17	1:36.272	34.907	167	33.749	194	27.616	172	212
8	1:37.046	35.062	159	34.614	196	27.370	172	214	18	1:36.658	34.905	167	33.959	193	27.794	172	211
9	1:35.692	34.730	169	33.376	197	27.586	172	213	19	1:36.496	34.863	168	33.809	193	27.824	172	213
10	1:36.064	35.028	167	33.260	196	27.776	162	213	20	1:36.850	35.033	168	34.001	193	27.816	169	213



ADAC TCR Germany

Top speed list Race 1

Provisional



Motorsportarena Oschersleben, Length: 3667m

Air temperature: 16.8°C

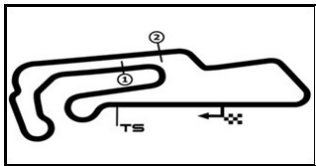
Track temperature: 20.26°C

Weather condition: Dry

DMSB Reg. Nr.: 113/19

Saturday, April 27, 2019 15:25:00

#	Name (NAT)	Team	Car name	Speed	Lap	Race time
6	Bradley Burns (GBR)	Team Pyro Motorsport	Honda Civic FK7 TCR	219.06	4	5:43.922
41	Steve Kirsch (DEU)	IMC Motorsport (DEU)	Opel Astra TCR	217.30	8	12:05.959
8	Rene Kircher (DEU)	Racing One (DEU)	Audi RS 3 LMS SEQ	216.86	5	7:20.610
13	Antti Buri (FIN)	LMS Racing (FIN)	Audi RS 3 LMS SEQ	216.86	15	22:55.200
98	Jan Seyffert (DEU)	Lubner Motorsport (DEU)	Opel Astra TCR	215.56	5	7:19.172
42	Lukas Niedertscheider (AUT)	HP Racing International (DEU)	Hyundai i30 N TCR	215.13	5	7:18.149
22	Julien Apotheloz (CHE)	TOPCAR Sport (CHE)	Cupra TCR SEQ	215.13	5	7:24.974
53	Michelle Halder (DEU)	Profi-Car Team Halder (DEU)	Honda Civic FK7 TCR	215.13	6	9:00.428
29	Mitchell Cheah Min Jie (MYS)	VW Team Oettinger	VW Golf GTI TCR SEQ	214.71	2	1:48.149
88	Dominik Fugel (DEU)	Profi-Car Team Honda ADAC Sachsen	Honda Civic FK7 TCR	214.71	7	10:22.786
1	Harald Proczyk (AUT)	HP Racing International (DEU)	Hyundai i30 N TCR	214.28	6	8:49.965
33	Joshua Corren Reynolds (CHE)	TOPCAR Sport (CHE)	Cupra TCR DSG	214.28	7	10:37.232
100	Guido Naumann (DEU)	Hyundai Team Engstler 2 (DEU)	Hyundai i30 N TCR	214.28	8	12:04.931
7	Mike Halder (DEU)	Profi-Car Team Honda ADAC Sachsen	Honda Civic FK7 TCR	214.28	15	22:46.215
27	Theo Coicaud (FRA)	Hyundai Team Engstler	Hyundai i30 N TCR	213.86	5	7:17.096
99	Maurits Sandberg (NLD)	VW Team Oettinger	VW Golf GTI TCR SEQ	212.59	16	25:04.520
19	Max Hesse (DEU)	Hyundai Team Engstler	Hyundai i30 N TCR	212.18	10	15:00.973
23	Sebastian Steibel (DEU)	Steibel Motorsport (DEU)	VW Golf GTI TCR SEQ	211.76	5	7:22.530



ADAC TCR Germany

Class Result List Race 1



Provisional

Motorsportarena Oschersleben, Length: 3667m

Air temperature: 16.8°C

Track temperature: 20.26°C

Weather condition: Dry

DMSB Reg. Nr.: 113/19

Saturday, April 27, 2019 15:25:00

started : 18 classified : 17 not classified : 1

Nr. Drivers	Team	Laps	Total Time	Gap	Kph	Lap	Time	Kph
Car	Competitor							

CLASS: Honda Junior Challenge

Started: 6	Classified: 5	Not Classified: 1							
1 6 B.Burns(GBR) Honda Civic FK7 TCR	Team Pyro Motorsport Bradley Burns		20	32:14.714		136.8	14	1:33.447	141.2
2 98 J.Seyffert(DEU) Opel Astra TCR	Lubner Motorsport(DEU) Lubner Motorsport		20	32:33.483	18.769	135.6	8	1:34.401	139.8
3 8 R.Kircher(DEU) Audi RS 3 LMS SEQ	Racing One(DEU) Racing One		20	32:38.608	23.894	135.3	5	1:34.764	139.3
4 22 J.Apotheloz(CHE) Cupra TCR SEQ	TOPCAR Sport(CHE) TOPCAR Sport		20	33:02.892	48.178	134.0	9	1:35.264	138.5
5 53 M.Halder(DEU) Honda Civic FK7 TCR	Profi-Car Team Halder(DEU) Profi-Car Team Halder		20	33:10.990	56.276	133.8	7	1:34.379	139.8
Not classified									
29 M.Cheah Min Jie(MYS) VW Golf GTI TCR SEQ	VW Team Oettinger VW Team Oettinger		1	1:42.643	19LAPS				

Fastest lap of the class. Car 6 driver Bradley Burns on lap 14. Time 1:33.447, average speed 141.2 km/h.

CLASS: Guest

Started: 1	Classified: 1	Not Classified: 0							
1 100 G.Naumann(DEU) Hyundai i30 N TCR	Hyundai Team Engstler 2(DEU) Hyundai Team Engstler		20	32:49.762		134.4	5	1:34.781	139.2

Fastest lap of the class. Car 100 driver Guido Naumann on lap 5. Time 1:34.781, average speed 139.2 km/h.

Subject to final scrutineering!

Publication time:

Clerk of the Course: Ralph Bohnhorst

Timekeeper: Steffen Ruhl

ver: 1.0

www.adac.de/motorsport

Page 1/ 1 printed: 27.4.2019 16:03

