



ADAC TCR Germany

Result List Race 2



Provisional

Motorsportarena Oschersleben, Length: 3667m

Air temperature: 14.33°C

Track temperature: 24.41°C

Weather condition: Dry

DMSB Reg. Nr.: 113/19

Amended
28.4.2019 - 14:32

Sunday, April 28, 2019 11:35:00

started : 18 classified : 17 not classified : 1

Nr.	Drivers	Team	Laps	Total Time	Gap	Kph	Lap	Time	Kph
Cl.	Car	Competitor							
1	13 A.Buri(FIN) Audi RS 3 LMS SEQ	LMS Racing(FIN) LMS Racing	20	32:11.250		137.0	6	1:33.168	141.6
2	7 M.Halder(DEU) Honda Civic FK7 TCR	Profi-Car Team Honda ADAC Sachsen ADAC Sachsen e.V.	20	32:11.991	0.741	137.0	10	1:32.900	142.1
3	19 M.Hesse(DEU) Hyundai i30 N TCR	Hyundai Team Engstler Hyundai Team Engstler	20	32:27.816	16.566	136.0	6	1:33.332	141.4
4	6 B.Burns(GBR) Honda Civic FK7 TCR	Team Pyro Motorsport Bradley Burns	20	32:28.458	17.208	135.9	15	1:33.435	141.2
5	27 T.Coicaud(FRA) Hyundai i30 N TCR	Hyundai Team Engstler Hyundai Team Engstler	20	32:32.586	21.336	135.5	3	1:33.576	141.0
6	1 H.Proczyk(AUT) Hyundai i30 N TCR	HP Racing International(DEU) HP Racing International	20	32:34.208	22.958	136.2	8	1:32.839	142.1
7	42 L.Niedertscheider(AUT) Hyundai i30 N TCR	HP Racing International(DEU) HP Racing International	20	32:42.163	30.913	135.3	7	1:34.228	140.0
8	8 R.Kircher(DEU) Honda Audi RS 3 LMS SEQ	Racing One(DEU) Racing One	20	32:42.570	31.320	134.9	8	1:34.415	139.8
9	53 M.Halder(DEU) Honda Civic FK7 TCR	Profi-Car Team Halder(DEU) Profi-Car Team Halder	20	32:43.920	32.670	134.9	12	1:34.416	139.8
10	29 M.Cheah Min Jie(MYS) Honda VW Golf GTI TCR SEQ	VW Team Oettinger VW Team Oettinger	20	32:43.968	32.718	134.7	8	1:34.498	139.6
11	100 G.Naumann(DEU) G Hyundai i30 N TCR	Hyundai Team Engstler 2(DEU) Hyundai Team Engstler	20	32:47.299	36.049	134.4	8	1:34.584	139.5
12	41 S.Kirsch(DEU) Opel Astra TCR	IMC Motorsport(DEU) ADAC Sachsen e.V.	20	32:51.878	40.628	134.4	8	1:34.651	139.4
13	23 S.Steibel(DEU) VW Golf GTI TCR SEQ	Steibel Motorsport(DEU) 10Q Racing Team	20	32:55.960	44.710	134.2	8	1:34.914	139.0
14	33 J.Reynolds(CHE) Cupra TCR DSG	TOPCAR Sport(CHE) TOPCAR Sport	20	33:11.547	1:00.297	133.1	8	1:34.695	139.4
15	98 J.Seyffert(DEU) Honda Opel Astra TCR	Lubner Motorsport(DEU) Lubner Motorsport	20	33:20.307	1:09.057	134.5	6	1:34.574	139.5
16	22 J.Apotheloz(CHE) Honda Cupra TCR SEQ	TOPCAR Sport(CHE) TOPCAR Sport	18	29:54.356	2LAPS	132.9	3	1:34.540	139.6
17	88 D.Fugel(DEU) Honda Civic FK7 TCR	Profi-Car Team Honda ADAC Sachsen ADAC Sachsen e.V.	17	27:57.805	3LAPS	134.1	14	1:33.590	141.0
Not classified									
99	M.Sandberg(NLD) VW Golf GTI TCR SEQ	VW Team Oettinger VW Team Oettinger	2	3:24.592	18LAPS	137.6	2	1:35.933	137.6

Fastest lap of the race. Car 1 driver Harald Proczyk on lap 8. Time 1:32.839, average speed 142.1 km/h.

Following stewards decision no. 68 time penalty of 10 seconds for car no. 1

Following stewards decision no. 71 drive trough penalty in exchange a time penalty of 30 seconds for car no. 98

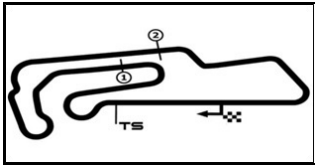
Subject to final scrutineering!		
Publication time:	Clerk of the Course: Ralph Bohnhorst	Timekeeper: Steffen Ruhl

ver: 1.2

www.adac.de/motorsport

Page 1/ 1 printed: 28.4.2019 14:32





ADAC TCR Germany

Class Result List Race 2



Provisional

Motorsportarena Oschersleben, Length: 3667m
Air temperature: 14.33°C
Track temperature: 24.41°C
Weather condition: Dry

DMSB Reg. Nr.: 113/19

Amended
28.4.2019 - 14:32

Sunday, April 28, 2019 11:35:00

started : 18 classified : 17 not classified : 1

Nr. Drivers	Team	Laps	Total Time	Gap	Kph	Lap	Time	Kph
Car	Competitor							

CLASS: Honda Junior Challenge

Started: 6	Classified: 6	Not Classified: 0							
1 6 B.Burns(GBR) Honda Civic FK7 TCR	Team Pyro Motorsport Bradley Burns		20	32:28.458		135.9	15	1:33.435	141.2
2 8 R.Kircher(DEU) Audi RS 3 LMS SEQ	Racing One(DEU) Racing One		20	32:42.570	14.112	134.9	8	1:34.415	139.8
3 53 M.Halder(DEU) Honda Civic FK7 TCR	Profi-Car Team Halder(DEU) Profi-Car Team Halder		20	32:43.920	15.462	134.9	12	1:34.416	139.8
4 29 M.Cheah Min Jie(MYS) VW Golf GTI TCR SEQ	VW Team Oettinger VW Team Oettinger		20	32:43.968	15.510	134.7	8	1:34.498	139.6
5 98 J.Seyffert(DEU) Opel Astra TCR	Lubner Motorsport(DEU) Lubner Motorsport		20	33:20.307	51.849	134.5	6	1:34.574	139.5
6 22 J.Apotheloz(CHE) Cupra TCR SEQ	TOPCAR Sport(CHE) TOPCAR Sport		18	29:54.356	2LAPS	132.9	3	1:34.540	139.6

Fastest lap of the class. Car 6 driver Bradley Burns on lap 15. Time 1:33.435, average speed 141.2 km/h.

CLASS: Guest

Started: 1	Classified: 1	Not Classified: 0							
1 100 G.Naumann(DEU) Hyundai i30 N TCR	Hyundai Team Engstler 2(DEU) Hyundai Team Engstler		20	32:47.299		134.4	8	1:34.584	139.5

Fastest lap of the class. Car 100 driver Guido Naumann on lap 8. Time 1:34.584, average speed 139.5 km/h.

Following stewards decision no. 68 time penalty of 10 seconds for car no. 1

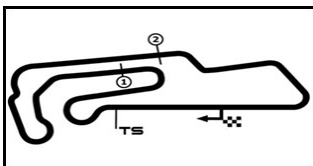
Subject to final scrutineering!		
Publication time:	Clerk of the Course: Ralph Bohnhorst	Timekeeper: Steffen Ruhl

ver: 1.2

www.adac.de/motorsport

Page 1/ 1 printed: 28.4.2019 14:32





ADAC TCR Germany

Lap Chart Race 2

Provisional

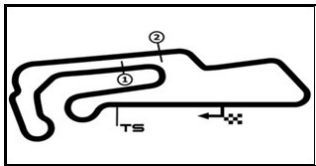


Motorsportarena Oschersleben, Length: 3667 m

Sunday, April 28, 2019 11:35:00

LapCha	1	2	3	4	5	6	7	8	9	10	11	12	13	14	15	16	17	18	19	20	21	22	23	24	25	26	27	28	29	30	31	32	33	34	35	36	37	38	39	40	41	42	43	44	45											
LAP 1	13	100	27	29	7	88	19	1	6	8	53	22	98	41	23	33	42	99																																						
LAP 2	13	27	100	7	29	19	1	88	6	8	53	22	98	41	23	33	42	99																																						
LAP 3	13	27	100	7	29	19	1	88	6	8	53	22	98	41	23	42	33																																							
LAP 4	13	27	7	100	19	29	1	88	6	8	53	22	41	23	42	33	98																																							
LAP 5	13	27	7	100	19	29	1	88	6	8	53	22	41	23	42	33	98																																							
LAP 6	13	27	7	19	100	1	29	88	6	8	53	22	41	42	23	98	33																																							
LAP 7	13	27	7	19	1	100	29	88	6	8	53	22	42	41	23	98	33																																							
LAP 8	13	27	7	19	1	100	29	88	6	8	53	22	42	41	23	98	33																																							
LAP 9	13	7	27	19	1	29	88	6	100	8	53	42	22	41	98	23	33																																							
LAP 10	13	7	27	19	1	88	6	29	8	53	42	100	22	41	98	23	33																																							
LAP 11	13	7	27	1	19	88	6	29	8	42	53	100	22	41	98	23	33																																							
LAP 12	13	7	27	1	19	88	6	29	42	8	53	100	22	41	98	23	33																																							
LAP 13	13	7	27	1	19	88	6	29	42	8	53	100	22	98	41	23	33																																							
LAP 14	13	7	27	1	19	88	6	29	42	8	53	100	22	98	41	23	33																																							
LAP 15	13	7	27	1	19	88	6	29	42	8	53	100	22	98	41	23	33																																							
LAP 16	13	7	1	19	27	88	6	29	42	8	53	100	22	98	41	23	33																																							
LAP 17	13	7	1	19	27	6	29	42	8	53	88	100	22	98	41	23	33																																							
LAP 18	13	7	1	19	6	27	42	8	29	53	100	98	41	23	.22	33																																								
LAP 19	13	7	1	19	6	27	42	8	29	53	100	98	41	23	33																																									
LAP 20	13	7	1	19	6	27	42	8	53	29	100	98	41	23	33																																									

.- PITSTOP ' -LAPBEHIND



ADAC TCR Germany



Sector List Race 2

Provisional

Motorsportarena Oschersleben, Length: 3667m

Air temperature: 14.33°C

Track temperature: 24.41°C

Weather condition: Dry

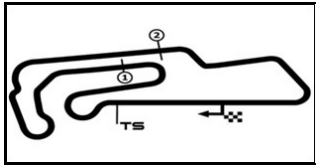
DMSB Reg. Nr.: 113/19

Sunday, April 28, 2019 11:35:00

Lap	Time	SE1	SP1	SE2	SP2	SE3	SP3	TSP	Lap	Time	SE1	SP1	SE2	SP2	SE3	SP3	TSP
98	Seyffert, DEU								theoretical besttime: 1:34.066								
1	1:46.449	44.401	170	34.439	201	27.609	175	178	11	1:36.217	34.579	170	33.423	200	28.215	173	212
2	1:34.744	34.566	168	32.878	200	27.300	175	213	12	1:35.700	34.634	169	33.307	202	27.759	175	212
3	1:34.599	34.486	169	32.914	201	27.199	175	213	13	1:35.425	34.746	171	33.160	201	27.519	175	213
4	1:58.143	39.388	169	42.560	111	36.195	100	213	14	1:34.734	34.297	170	32.927	203	27.510	174	213
5	2:03.897	45.601	87	47.201	151	31.095	176	122	15	1:34.944	34.290	170	33.055	203	27.599	175	213
6	1:34.574	34.510	169	32.793	203	27.271	175	214	16	1:35.170	34.427	170	33.199	198	27.544	175	213
7	1:34.610	34.074	170	32.917	202	27.619	176	214	17	1:35.772	34.467	170	33.311	198	27.994	175	213
8	1:34.855	34.321	170	33.128	202	27.406	175	215	18	1:37.625	34.457	170	34.595	185	28.573	173	213
9	1:34.587	34.371	169	32.832	203	27.384	176	213	19	1:36.164	34.927	170	33.475	200	27.762	174	210
10	1:35.479	34.198	170	33.611	203	27.670	174	213	20	1:36.619	34.800	169	33.617	200	28.202	174	211

99	Sandberg, NLD								theoretical besttime: 1:35.246									
1	1:48.659	45.201	167	34.904	195	28.554	172	176	3	34.381	168							210
2	1:35.933	35.068	168	33.337	198	27.528	173	183										

100	Naumann, DEU								theoretical besttime: 1:34.272								
1	1:41.325	40.853	168	33.150	198	27.322	171	167	11	1:34.929	34.567	168	33.130	199	27.232	172	212
2	1:35.085	34.854	167	33.066	199	27.165	171	208	12	1:35.183	34.613	167	33.164	199	27.406	171	212
3	1:34.641	34.290	168	32.985	198	27.366	170	210	13	1:35.153	34.640	169	33.079	200	27.434	171	211
4	1:52.571	34.856	167	40.876	106	36.839	125	206	14	1:35.756	34.810	166	33.349	198	27.597	171	211
5	2:07.641	45.725	107	49.151	79	32.765	171	134	15	1:35.341	34.707	167	33.105	200	27.529	171	210
6	1:35.023	35.007	169	32.817	199	27.199	170	210	16	1:35.446	34.760	167	33.205	199	27.481	171	210
7	1:35.215	34.915	168	33.022	198	27.278	170	208	17	1:35.616	34.746	166	33.344	197	27.526	170	210
8	1:34.584	34.363	168	33.028	198	27.193	171	211	18	1:35.834	34.818	166	33.370	199	27.646	169	209
9	1:37.149	34.879	157	34.787	198	27.483	171		19	1:36.388	34.949	168	33.610	200	27.829	169	209
10	1:37.471	35.551	167	34.458	200	27.462	171	212	20	1:36.948	34.997	166	33.839	200	28.112	160	209



ADAC TCR Germany

Top speed list Race 2

Provisional



Motorsportarena Oschersleben, Length: 3667m

Air temperature: 14.33°C

Track temperature: 24.41°C

Weather condition: Dry

DMSB Reg. Nr.: 113/19

Sunday, April 28, 2019 11:35:00

#	Name (NAT)	Team	Car name	Speed	Lap	Race time
6	Bradley Burns (GBR)	Team Pyro Motorsport	Honda Civic FK7 TCR	219.06	9	13:42.652
41	Steve Kirsch (DEU)	IMC Motorsport (DEU)	Opel Astra TCR	216.00	7	10:35.764
8	Rene Kircher (DEU)	Racing One (DEU)	Audi RS 3 LMS SEQ	216.00	9	13:43.319
98	Jan Seyffert (DEU)	Lubner Motorsport (DEU)	Opel Astra TCR	215.56	8	12:12.504
7	Mike Halder (DEU)	Profi-Car Team Honda ADAC Sachsen	Honda Civic FK7 TCR	214.71	2	1:47.987
1	Harald Proczyk (AUT)	HP Racing International (DEU)	Hyundai i30 N TCR	214.28	4	4:58.326
42	Lukas Niedertscheider (AUT)	HP Racing International (DEU)	Hyundai i30 N TCR	214.28	6	9:01.618
53	Michelle Halder (DEU)	Profi-Car Team Halder (DEU)	Honda Civic FK7 TCR	213.86	4	5:00.112
88	Dominik Fugel (DEU)	Profi-Car Team Honda ADAC Sachsen	Honda Civic FK7 TCR	213.43	16	24:40.013
29	Mitchell Cheah Min Jie (MYS)	VW Team Oettinger	VW Golf GTI TCR SEQ	213.01	2	1:47.862
22	Julien Apotheloz (CHE)	TOPCAR Sport (CHE)	Cupra TCR SEQ	213.01	8	12:10.034
19	Max Hesse (DEU)	Hyundai Team Engstler	Hyundai i30 N TCR	212.59	4	4:58.118
13	Antti Buri (FIN)	LMS Racing (FIN)	Audi RS 3 LMS SEQ	212.59	11	16:41.471
100	Guido Naumann (DEU)	Hyundai Team Engstler 2 (DEU)	Hyundai i30 N TCR	212.59	11	16:56.255
33	Joshua Corren Reynolds (CHE)	TOPCAR Sport (CHE)	Cupra TCR DSG	212.18	3	3:28.993
23	Sebastian Steibel (DEU)	Steibel Motorsport (DEU)	VW Golf GTI TCR SEQ	212.18	9	13:46.970
99	Maurits Sandberg (NLD)	VW Team Oettinger	VW Golf GTI TCR SEQ	210.11	3	3:30.181
27	Theo Coicaud (FRA)	Hyundai Team Engstler	Hyundai i30 N TCR	210.11	17	26:14.188