



ADAC TCR Germany

Result List Free Practice 2



Provisional

Reg. Nr.: Amf-CR08/2019

Friday, June 7, 2019 14:50:00

Red Bull Ring, Length: 4318m

Air temperature: 28.42°C

Track temperature: 31.96°C

Weather condition: Dry

started : 17 classified : 16 not classified : 1

Nr.	Drivers	Team	Lap	Best Time	Gap	Diff	Kph	Day Time
Cl.	Car	Competitor						
1	29 M.Cheah Min Jie(MYS) Honda VW Golf GTI TCR SEQ	VW Team Oettinger VW Team Oettinger	11	1:37.707			159.0	15:16:01
2	23 S.Steibel(DEU) VW Golf GTI TCR SEQ	Steibel Motorsport(DEU) 10Q Racing Team	9	1:38.083	0.376	0.376	158.4	15:08:22
3	13 A.Buri(FIN) Audi RS 3 LMS SEQ	LMS Racing(FIN) LMS Racing	10	1:38.264	0.557	0.181	158.1	15:19:26
4	42 L.Niedertscheider(AUT) Hyundai i30 N TCR	HP Racing International(DEU) HP Racing International	8	1:38.831	1.124	0.567	157.2	15:08:09
5	8 R.Kircher(DEU) Honda Audi RS 3 LMS SEQ	Hella Pagid - Racing One Racing One	10	1:38.881	1.174	0.050	157.2	15:10:35
6	99 M.Sandberg(NLD) VW Golf GTI TCR SEQ	VW Team Oettinger VW Team Oettinger	15	1:38.919	1.212	0.038	157.1	15:20:50
7	102 G.Tarquini(ITA) G Hyundai i30 N TCR	Hyundai Team Engstler 2(DEU) Hyundai Team Engstler	15	1:39.205	1.498	0.286	156.6	15:21:19
8	7 M.Halder(DEU) Honda Civic FK7 TCR	Profi-Car Team Honda ADAC Sachsen ADAC Sachsen e.V.	7	1:39.234	1.527	0.029	156.6	15:09:41
9	6 B.Burns(GBR) Honda Honda Civic FK7 TCR	Team Pyro Motorsport Bradley Burns	10	1:39.253	1.546	0.019	156.6	15:09:18
10	27 T.Coicaud(FRA) Hyundai i30 N TCR	Hyundai Team Engstler Hyundai Team Engstler	6	1:39.343	1.636	0.090	156.4	15:02:32
11	53 M.Halder(DEU) Honda Honda Civic FK7 TCR	Profi-Car Team Halder(DEU) Profi-Car Team Halder	9	1:39.509	1.802	0.166	156.2	15:08:03
12	22 J.Apotheloz(CHE) Honda Cupra TCR SEQ	TOPCAR Sport(CHE) TOPCAR Sport	7	1:39.595	1.888	0.086	156.0	15:03:54
13	1 H.Proczyk(AUT) Hyundai i30 N TCR	HP Racing International(DEU) HP Racing International	8	1:39.638	1.931	0.043	156.0	15:14:10
14	98 J.Seyffert(DEU) Honda Opel Astra TCR	Lubner Motorsport(DEU) Lubner Motorsport	5	1:39.712	2.005	0.074	155.8	15:00:12
15	88 D.Fugel(DEU) Honda Civic FK7 TCR	Profi-Car Team Honda ADAC Sachsen ADAC Sachsen e.V.	3	1:40.298	2.591	0.586	154.9	14:55:56
16	33 J.Reynolds(CHE) Cupra TCR DSG	TOPCAR Sport(CHE) TOPCAR Sport	6	1:41.202	3.495	0.904	153.6	15:01:33

Not classified

19 M.Hesse(DEU) Hyundai i30 N TCR	Hyundai Team Engstler Hyundai Team Engstler
--------------------------------------	--

Did not start

41 S.Kirsch(DEU) Opel Astra TCR	IMC Motorsport(DEU) ADAC Sachsen e.V.
------------------------------------	--

Subject to final scrutineering!

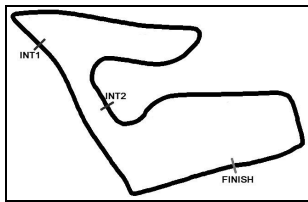
Publication time:	Clerk of the Course: Andy Meklau	Timekeeper: Steffen Ruhl
-------------------	----------------------------------	--------------------------

ver: 1.0

www.adac.de/motorsport

Page 1/ 1 printed: 7.6.2019 15:22





ADAC TCR Germany

Class Result List Free Practice 2



Provisional

Reg. Nr.: Amf-CR08/2019

Friday, June 7, 2019 14:50:00

Red Bull Ring, Length: 4318m
Air temperature: 28.42°C
Track temperature: 31.96°C
Weather condition: Dry

started : 17 classified : 16 not classified : 1

Nr.	Drivers Car	Team Competitor	Lap	Best Time	Gap	Diff	Kph	Day Time
-----	----------------	--------------------	-----	-----------	-----	------	-----	----------

CLASS: Honda JC

Started: 6 Classified: 6

Not Classified: 0

1	29 M.Cheah Min Jie(MYS) VW Golf GTI TCR SEQ	VW Team Oettinger VW Team Oettinger	11	1:37.707			159.0	15:16:01
2	8 R.Kircher(DEU) Audi RS 3 LMS SEQ	Hella Pagid - Racing One Racing One	10	1:38.881	1.174	1.174	157.2	15:10:35
3	6 B.Burns(GBR) Honda Civic FK7 TCR	Team Pyro Motorsport Bradley Burns	10	1:39.253	1.546	0.372	156.6	15:09:18
4	53 M.Halder(DEU) Honda Civic FK7 TCR	Profi-Car Team Halder(DEU) Profi-Car Team Halder	9	1:39.509	1.802	0.256	156.2	15:08:03
5	22 J.Apotheloz(CHE) Cupra TCR SEQ	TOPCAR Sport(CHE) TOPCAR Sport	7	1:39.595	1.888	0.086	156.0	15:03:54
6	98 J.Seyffert(DEU) Opel Astra TCR	Lubner Motorsport(DEU) Lubner Motorsport	5	1:39.712	2.005	0.117	155.8	15:00:12

CLASS: Guest

Started: 1 Classified: 1

Not Classified: 0

1	102 G.Tarquini(ITA) Hyundai i30 N TCR	Hyundai Team Engstler 2(DEU) Hyundai Team Engstler	15	1:39.205			156.6	15:21:19
---	--	---	----	----------	--	--	-------	----------

Subject to final scrutineering!

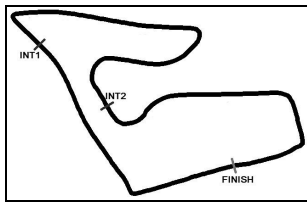
Publication time:	Clerk of the Course: Andy Meklau	Timekeeper: Steffen Ruhl
-------------------	----------------------------------	--------------------------

ver: 1.0

www.adac.de/motorsport

Page 1/ 1 printed: 7.6.2019 15:22





ADAC TCR Germany



Sector List Free Practice 2

Provisional

Reg. Nr.: Amf-CR08/2019

Friday, June 7, 2019 14:50:00

Red Bull Ring, Length: 4318m

Air temperature: 28.42°C

Track temperature: 31.96°C

Weather condition: Dry

Lap	Time	SE1	SP1	SE2	SP2	SE3	SP3	TSP	Lap	Time	SE1	SP1	SE2	SP2	SE3	SP3	TSP
1 Proczyk, AUT									theoretical besttime: 1:39.162								
1	2:33.146	59.452	139	55.032	117	38.662	141	139	6	1:53.612	25.829	209	49.317	133	38.466		209
2	2:02.565	31.605	165	54.718	120	36.242	177	165	7	3:15.529	1:57.698	205	46.470	150	31.361	180	205
3	2:00.527	26.724	184	51.322	125	42.481		184	8	1:39.638	25.213	211	43.660	154	30.765	185	211
4	8:45.571	7:23.057	175	49.092	135	33.422	175	175	9	1:44.835	25.023	213	43.680	160	36.132		213
5	1:59.556	27.022	197	58.902	137	33.632	179	197	10	4:15.735	3:01.596	209	43.605	154	30.534	184	209

6 Burns, GBR									theoretical besttime: 1:39.138								
1	2:23.832	54.970	146	53.952	121	34.910	177	146	9	3:09.285	1:54.783	210	43.982	150	30.520	186	210
2	1:47.396	26.487	197	47.182	129	33.727	155	197	10	1:39.253	24.982	213	43.682	152	30.589	186	213
3	1:47.857	28.212	174	47.963	142	31.682	166	174	11	1:39.559	25.040	213	43.932	149	30.587	186	213
4	1:41.341	25.860	211	44.863	141	30.618	186	211	12	1:50.267	25.060	215	45.567	144	39.640		215
5	1:39.503	25.013	213	43.862	140	30.628	187	213	13	3:03.732	1:49.189	210	43.888	150	30.655	185	210
6	1:39.652	25.183	213	43.914	147	30.555	186	213	14	1:40.866	25.091	214	44.031	147	31.744	186	214
7	1:39.753	25.085	212	44.117	149	30.551	185	212	15	1:39.255	25.063	217	43.691	146	30.501	188	217
8	1:50.078	25.066	213	44.832	145	40.180		213	16	1:42.583	24.955	216	43.891	152	33.737	164	216

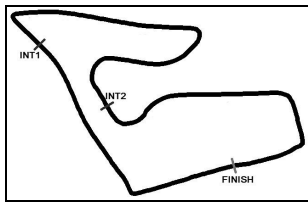
7 Halder, DEU									theoretical besttime: 1:39.180								
1	9:39.404	8:18.085	150	48.342	137	32.977	175	150	6	1:39.501	25.161	214	43.809	149	30.531	185	214
2	1:44.113	26.815	187	46.041	142	31.257	185	187	7	1:39.234	24.955	215	43.776	144	30.503	185	215
3	1:39.882	25.272	211	43.861	143	30.749	185	211	8	1:52.909	26.369	169	47.282	132	39.258		169
4	1:39.336	25.032	214	43.732	146	30.572	185	214	9	3:27.793	2:13.070	210	44.037	149	30.686	186	210
5	1:39.493	25.020	214	43.722	150	30.751	182	214	10	1:52.414	25.036	216	48.200	133	39.178		216

8 Kircher, DEU									theoretical besttime: 1:38.639								
1	2:27.704	43.969	105	1:05.378	104	38.357	167	105	9	1:39.250	25.239	214	43.649	143	30.362	188	214
2	1:59.864	28.655	168	58.151	117	33.058	186	168	10	1:38.881	24.793	216	43.695	146	30.393	187	216
3	1:39.755	24.934	215	44.103	143	30.718	187	215	11	1:39.056	24.879	216	43.707	143	30.470	187	216
4	1:39.177	24.831	215	43.822	145	30.524	188	215	12	1:39.037	25.093	215	43.552	144	30.392	187	215
5	1:39.005	24.725	216	43.865	142	30.415	188	216	13	1:39.343	24.955	215	43.741	140	30.647	185	215
6	1:39.524	25.013	214	43.847	143	30.664	188	214	14	1:39.227	25.069	217	43.753	141	30.405	188	217
7	1:48.139	25.061	216	44.000	145	39.078		216	15	1:57.977	27.128	160	50.542	126	40.307		160
8	4:24.119	3:00.692	208	52.072	134	31.355	186	208	16	2:20.510	57.178	195	50.058	127	33.274	184	195

13 Buri, FIN									theoretical besttime: 1:38.264								
1	2:25.531	45.595	136	59.653	108	40.283	162	136	7	2:09.367	34.063	163	51.925	112	43.379		163
2	1:57.319	32.105	166	50.732	111	34.482	128	166	8	5:44.519	4:28.419	198	45.120	133	30.980	187	198
3	2:17.859	36.359	99	57.001	108	44.499		99	9	1:38.720	24.927	218	43.288	145	30.505	188	218
4	7:27.386	5:55.293	131	55.025	104	37.068	110	131	10	1:38.264	24.650	217	43.234	145	30.380	188	217
5	2:00.509	35.657	126	50.278	124	34.574	185	126	11	1:47.205	24.928	217	43.773	148	38.504		217
6	2:06.120	35.167	148	53.731	118	37.222	139	148									

19 Hesse, DEU									theoretical besttime: 1:40.435								
1	2:10.349	44.209	133	52.943	136	33.197	181	133	4	1:48.450	25.793	203	44.240	150	38.417		203
2	1:47.241	25.742	204	45.016	150	36.483		204	5	11:20.589	10:00.884	202	44.030	154	35.675		202
3	3:45.850	2:30.141	179	45.046	144	30.663	181	179									

22 Apotheloz, CHE									theoretical besttime: 1:39.537								
1	2:20.488	50.927	132	54.823	107	34.738	175	132	7	1:39.595	24.975	216	44.252	134	30.368	188	216
2	1:55.040	27.300	178	48.691	120	39.049	149	178	8	1:40.645	24.917	215	44.902	139	30.826	187	215
3	1:56.254	30.423	163	48.874	127	36.957	182	163	9	1:50.206	25.006	216	44.879	138	40.321		216
4	1:56.816	26.212	189	48.532	127	42.072		189	10	2:30.086	59.967	164	56.615	118	33.504	187	164
5	2:25.662	1:03.749	142	48.306	125	33.607	187	142	11	1:51.355	25.376	213	46.110	137	39.869		213
6	1:40.575	25.226	214	44.495	132	30.854	188	214	12	2:38.655	1:01.781	164	53.918	123	42.956		164



ADAC TCR Germany



Sector List Free Practice 2

Provisional

Reg. Nr.: Amf-CR08/2019

Friday, June 7, 2019 14:50:00

Red Bull Ring, Length: 4318m

Air temperature: 28.42°C

Track temperature: 31.96°C

Weather condition: Dry

Lap	Time	SE1	SP1	SE2	SP2	SE3	SP3	TSP	Lap	Time	SE1	SP1	SE2	SP2	SE3	SP3	TSP
23 Steibel, DEU									theoretical besttime: 1:37.929								
1	2:36.368	1:15.009	157	49.702	128	31.657	186	157	9	1:38.083	24.782	212	43.325	144	29.976	188	212
2	1:42.555	25.290	211	46.379	131	30.886	185	211	10	1:40.656	24.913	212	44.732	136	31.011	186	212
3	1:40.186	25.231	211	44.412	144	30.543	185	211	11	1:40.930	24.857	213	43.832	128	32.241	175	213
4	1:39.985	25.251	211	44.354	141	30.380	185	211	12	1:51.090	27.276	172	52.745	123	31.069	186	172
5	1:40.516	25.300	211	44.646	138	30.570	185	211	13	1:39.135	25.106	212	43.908	138	30.121	186	212
6	1:52.831	25.781	181	45.917	133	41.133		181	14	1:40.224	25.373	205	44.507	135	30.344	187	205
7	3:53.419	2:35.968	196	45.980	133	31.471	183	196	15	1:39.553	25.015	213	44.086	137	30.452	186	213
8	1:38.172	24.990	211	43.360	142	29.822	187	211	16	1:39.086	24.930	215	43.909	144	30.247	188	215

27 Coicaud, FRA									theoretical besttime: 1:39.343								
1	2:09.875	44.544	135	52.055	125	33.276	177	135	5	1:40.093	25.513	209	44.151	138	30.429	185	209
2	1:46.474	27.663	182	47.593	127	31.218	185	182	6	1:39.343	25.265	211	43.783	147	30.295	185	211
3	2:00.276	25.413	211	50.213	127	44.650		211	7	1:54.876	27.444	165	47.604	132	39.828		165
4	3:16.364	1:57.219	190	47.763	128	31.382	184	190									

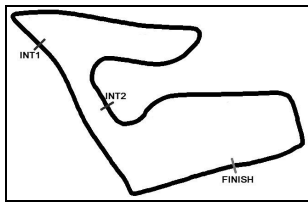
29 Cheah Min Jie, MYS									theoretical besttime: 1:37.515								
1	2:13.763	48.706	143	51.762	146	33.295	171	143	7	1:38.842	24.863	215	43.765	145	30.214	187	215
2	1:57.819	28.142	159	49.158	138	40.519		159	8	1:48.609	25.214	195	44.987	131	38.408		195
3	4:22.281	3:04.645	128	47.205	132	30.431	188	128	9	5:47.373	4:27.276	162	49.208	127	30.889	187	162
4	1:39.252	25.188	214	43.561	148	30.503	188	214	10	1:38.090	25.028	214	43.321	147	29.741	189	214
5	1:38.610	24.910	214	43.489	150	30.211	188	214	11	1:37.707	24.719	215	43.055	145	29.933	188	215
6	1:39.149	24.937	215	43.774	145	30.438	188	215	12	1:54.278	25.948	192	47.624	134	40.706		192

33 Reynolds, CHE									theoretical besttime: 1:41.155								
1	2:32.082	52.416	139	1:00.137	102	39.529	140	139	9	2:06.072	47.491	202	47.419	141	31.162	184	202
2	2:00.897	30.867	172	54.312	122	35.718	177	172	10	1:42.929	25.509	210	46.014	141	31.406	183	210
3	1:51.822	26.383	207	49.864	124	35.575	179	207	11	1:46.441	25.540	209	47.670	128	33.231	179	209
4	1:45.144	26.123	209	46.412	127	32.609	183	209	12	1:41.587	25.690	210	44.689	134	31.208	182	210
5	1:41.964	25.707	209	44.730	140	31.527	182	209	13	1:48.422	25.587	209	44.850	134	37.985	161	209
6	1:41.202	25.507	209	44.687	137	31.008	183	209	14	1:52.168	28.997	174	51.337	119	31.834	184	174
7	1:42.072	25.894	205	45.090	132	31.088	182	205	15	1:41.306	25.496	210	44.651	136	31.159	184	210
8	2:43.838	26.297	192	47.956	128	1:29.585		192	16	1:41.744	25.525	212	44.679	139	31.540	183	212

42 Niedertscheider, AUT									theoretical besttime: 1:38.614								
1	2:21.854	41.212	109	1:01.499	101	39.143	173	109	7	1:38.841	25.120	211	43.461	151	30.260	184	211
2	1:50.068	28.954	182	48.914	127	32.200	183	182	8	1:38.831	25.151	210	43.358	151	30.322	186	210
3	2:07.626	27.951	148	57.678	126	41.997		148	9	1:48.860	26.081	207	45.116	139	37.663		207
4	2:43.484	1:13.572	200	46.865	118	43.047		200	10	3:40.134	2:02.639	131	52.792	125	44.703		131
5	4:09.377	2:50.524	188	47.303	122	31.550	184	188	11								
6	1:39.294	25.454	209	43.704	152	30.136	184	209									

53 Halder, DEU									theoretical besttime: 1:39.411								
1	2:26.546	1:01.404	147	50.342	118	34.800	177	147	6	1:39.962	25.280	214	44.072	147	30.610	186	214
2	1:44.677	26.743	207	46.007	140	31.927	183	207	7	1:39.848	25.193	214	44.007	147	30.648	186	214
3	1:49.313	25.533	213	45.305	136	38.475		213	8	1:39.569	25.069	215	43.997	146	30.503	187	215
4	3:39.169	2:18.193	147	48.257	134	32.719	167	147	9	1:39.509	25.062	215	43.846	146	30.601	185	215
5	1:44.521	27.165	171	46.140	142	31.216	185	171	10	1:53.765	25.863	179	48.723	134	39.179		179

88 Fugel, DEU									theoretical besttime: 1:39.920								
1	2:34.828	1:06.817	133	54.494	91	33.517	184	133	6	6:25.857	5:10.481	201	44.639	157	30.737	183	201
2	1:41.183	25.526	211	44.819	152	30.838	185	211	7	1:40.491	25.383	211	44.337	154	30.771	185	211
3	1:40.298	25.195	213	44.393	151	30.710	185	213	8	1:41.136	25.310	213	44.015	156	31.811	163	213
4	1:40.709	25.286	212	44.379	147	31.044	183	212	9	2:48.941	34.033	102	1:17.702	102	57.206		102
5	1:53.602	25.335	213	48.911	134	39.356		213	10								



ADAC TCR Germany

Sector List Free Practice 2



Provisional

Reg. Nr.: Amf-CR08/2019

Friday, June 7, 2019 14:50:00

Red Bull Ring, Length: 4318m

Air temperature: 28.42°C

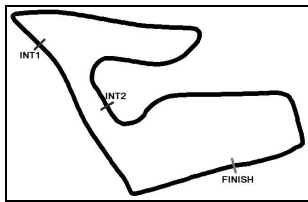
Track temperature: 31.96°C

Weather condition: Dry

Lap	Time	SE1	SP1	SE2	SP2	SE3	SP3	TSP	Lap	Time	SE1	SP1	SE2	SP2	SE3	SP3	TSP
98	Seyffert, DEU								theoretical besttime: 1:39.600								
1	2:32.818	58.491	176	52.652	110	41.675		176	8	1:39.840	25.155	214	44.296	137	30.389	188	214
2	2:38.493	1:21.102	208	46.378	130	31.013	188	208	9	1:40.151	25.242	215	44.282	139	30.627	187	215
3	1:40.320	25.191	214	44.484	142	30.645	187	214	10	1:48.259	25.195	214	44.995	130	38.069		214
4	1:41.114	25.118	215	45.355	145	30.641	188	215	11	3:42.653	2:27.258	211	44.614	138	30.781	187	211
5	1:39.712	24.992	214	44.219	140	30.501	187	214	12	1:40.314	25.158	217	44.434	138	30.722	187	217
6	1:57.862	27.250	150	51.009	132	39.603		150	13	1:40.255	25.069	214	44.535	131	30.651	187	214
7	5:13.812	3:57.895	210	44.713	138	31.204	189	210	14	1:40.258	25.206	214	44.377	137	30.675	187	214

99	Sandberg, NLD								theoretical besttime: 1:38.917								
1	2:26.526	49.870	131	58.240	106	38.416	160	131	9	1:40.158	25.232	211	44.163	148	30.763	184	211
2	2:19.217	28.586	188	59.648	98	50.983		188	10	1:50.955	25.266	212	44.126	143	41.563		212
3	3:59.753	2:40.226	198	45.983	129	33.544	182	198	11	3:25.742	2:02.504	140	50.900	115	32.338	185	140
4	1:43.209	25.984	209	45.456	132	31.769	183	209	12	1:44.400	25.067	212	47.152	137	32.181	186	212
5	1:41.443	25.545	210	44.601	143	31.297	183	210	13	1:39.151	25.031	215	43.686	144	30.434	185	215
6	1:40.585	25.401	211	44.121	140	31.063	183	211	14	1:39.064	25.049	213	43.538	148	30.477	185	213
7	1:40.570	25.300	211	44.303	140	30.967	185	211	15	1:38.919	25.033	213	43.473	144	30.413	185	213
8	1:39.847	25.126	211	43.963	148	30.758	185	211									

102	Tarquini, ITA								theoretical besttime: 1:39.038								
1	2:07.445	45.238	145	49.122	139	33.085	178	145	9	1:39.423	25.172	209	43.699	156	30.552	184	209
2	1:51.321	29.494	141	49.195	137	32.632	180	141	10	1:39.533	25.298	210	43.676	154	30.559	184	210
3	1:55.524	26.007	209	45.381	137	44.136		209	11	1:39.318	25.152	211	43.584	154	30.582	185	211
4	4:06.205	2:49.766	201	45.349	147	31.090	183	201	12	1:39.504	25.143	211	43.911	153	30.450	185	211
5	1:39.998	25.341	208	43.849	156	30.808	184	208	13	2:44.207	25.105	212	43.776	150	1:35.326		212
6	1:42.003	25.133	210	45.880	155	30.990	185	210	14	3:35.878	2:20.352	188	44.823	145	30.703	185	188
7	1:39.406	25.173	210	43.719	150	30.514	184	210	15	1:39.205	25.240	211	43.527	152	30.438	184	211
8	1:39.601	25.311	210	43.884	156	30.406	185	210									



ADAC TCR Germany

Top speed list Free Practice 2



Provisional

Reg. Nr.: Amf-CR08/2019

Friday, June 7, 2019 14:50:00

Red Bull Ring, Length: 4318m

Air temperature: 28.42°C

Track temperature: 31.96°C

Weather condition: Dry

#	Name (NAT)	Team	Car name	Speed	Lap	Race time
13	Antti Buri (FIN)	LMS Racing (FIN)	Audi RS 3 LMS SEQ	218.33	9	26:33.537
8	Rene Kircher (DEU)	Hella Pagid - Racing One	Audi RS 3 LMS SEQ	217.01	14	25:57.923
98	Jan Seyffert (DEU)	Lubner Motorsport (DEU)	Opel Astra TCR	217.01	12	26:40.192
6	Bradley Burns (GBR)	Team Pyro Motorsport	Honda Civic FK7 TCR	217.01	15	27:57.437
22	Julien Apotheloz (CHE)	TOPCAR Sport (CHE)	Cupra TCR SEQ	216.57	7	12:39.810
7	Mike Halder (DEU)	Profi-Car Team Honda ADAC Sachsen	Honda Civic FK7 TCR	216.14	10	25:26.701
53	Michelle Halder (DEU)	Profi-Car Team Halder (DEU)	Honda Civic FK7 TCR	215.71	9	16:48.667
29	Mitchell Cheah Min Jie (MYS)	VW Team Oettinger	VW Golf GTI TCR SEQ	215.71	11	24:48.507
99	Maurits Sandberg (NLD)	VW Team Oettinger	VW Golf GTI TCR SEQ	215.28	13	26:17.436
23	Sebastian Steibel (DEU)	Steibel Motorsport (DEU)	VW Golf GTI TCR SEQ	215.28	16	28:58.633
88	Dominik Fugel (DEU)	Profi-Car Team Honda ADAC Sachsen	Honda Civic FK7 TCR	213.57	3	4:41.206
1	Harald Proczyk (AUT)	HP Racing International (DEU)	Hyundai i30 N TCR	213.57	9	24:35.167
102	Gabriele Tarquini (ITA)	Hyundai Team Engstler 2 (DEU)	Hyundai i30 N TCR	212.30	13	23:44.386
33	Joshua Correa Reynolds (CHE)	TOPCAR Sport (CHE)	Cupra TCR DSG	212.30	16	29:03.471
27	Theo Coicaud (FRA)	Hyundai Team Engstler	Hyundai i30 N TCR	211.47	3	4:21.762
42	Lukas Niedertscheider (AUT)	HP Racing International (DEU)	Hyundai i30 N TCR	211.05	7	15:16.823
19	Max Hesse (DEU)	Hyundai Team Engstler	Hyundai i30 N TCR	204.25	2	2:36.091