



ADAC TCR Germany

Result List Free Practice 1



Provisional

Reg. Nr.: KNAF 0304.19.255

Circuit Zandvoort, Length: 4307m

Air temperature: 18.67°C

Track temperature: 18.19°C

Weather condition: Wet

Friday, August 9, 2019 9:50:00

started : 16 classified : 16 not classified : 0

Nr.	Drivers	Team	Lap	Best Time	Gap	Diff	Kph	Day Time
Cl.	Car	Competitor						
1	19 M.Hesse(DEU) Hyundai i30 N TCR	Hyundai Team Engstler Hyundai Team Engstler	11	1:55.289			134.4	10:19:25
2	99 M.Sandberg(NLD) VW Golf GTI TCR SEQ	VW Team Oettinger VW Team Oettinger	12	1:55.863	0.574	0.574	133.8	10:21:39
3	1 H.Proczyk(AUT) Hyundai i30 N TCR	HP Racing International(DEU) HP Racing International	11	1:56.291	1.002	0.428	133.3	10:18:19
4	42 L.Niedertscheider(AUT) Hyundai i30 N TCR	HP Racing International(DEU) HP Racing International	9	1:56.636	1.347	0.345	132.9	10:16:51
5	29 M.Cheah Min Jie(MYS) Honda VW Golf GTI TCR SEQ	VW Team Oettinger VW Team Oettinger	9	1:57.078	1.789	0.442	132.4	10:12:43
6	6 B.Burns(GBR) Honda Civic FK7 TCR	Team Pyro Motorsport Bradley Burns	9	1:57.413	2.124	0.335	132.0	10:15:24
7	88 D.Fugel(DEU) Honda Civic FK7 TCR	Profi-Car Team Honda ADAC Sachsen ADAC Sachsen e.V.	9	1:57.880	2.591	0.467	131.5	10:14:11
8	13 A.Buri(FIN) Audi RS 3 LMS SEQ	LMS Racing(FIN) AS Motorsport	6	1:58.434	3.145	0.554	130.9	10:13:59
9	27 T.Coicaud(FRA) Hyundai i30 N TCR	Hyundai Team Engstler Hyundai Team Engstler	10	1:58.735	3.446	0.301	130.5	10:16:03
10	7 M.Halder(DEU) Honda Civic FK7 TCR	Profi-Car Team Honda ADAC Sachsen ADAC Sachsen e.V.	9	1:59.213	3.924	0.478	130.0	10:15:07
11	53 M.Halder(DEU) Honda Civic FK7 TCR	Profi-Car Team Halder(DEU) Profi-Car Team Halder	11	1:59.421	4.132	0.208	129.8	10:21:13
12	8 R.Kircher(DEU) Honda Audi RS 3 LMS SEQ	Hella Pagid - Racing One Racing One	10	2:00.360	5.071	0.939	128.8	10:13:39
13	103 L.Arnold(DEU) G Hyundai i30 N TCR	Hyundai Team Engstler 2(DEU) Hyundai Team Engstler	12	2:00.878	5.589	0.518	128.2	10:18:11
14	98 J.Seyffert(DEU) Honda Lada Vesta TCR	Lubner Motorsport(DEU) Lubner Motorsport	10	2:01.271	5.982	0.393	127.8	10:17:55
15	23 S.Steibel(DEU) VW Golf GTI TCR SEQ	Steibel Motorsport(DEU) Sebastian Steibel	11	2:02.206	6.917	0.935	126.8	10:17:16
16	22 J.Apotheloz(CHE) Honda Cupra TCR SEQ	TOPCAR Sport(CHE) TOPCAR Sport	6	2:02.401	7.112	0.195	126.6	10:06:12

Subject to final scrutineering!

Publication time:	Clerk of the Course: Kees Koning	Timekeeper: Steffen Ruhl
-------------------	----------------------------------	--------------------------

ver: 1.0

www.adac.de/motorsport

Page 1/ 1 printed: 9.8.2019 10:30





ADAC TCR Germany

Class Result List Free Practice 1



Provisional

Reg. Nr.: KNAF 0304.19.255

Circuit Zandvoort, Length: 4307m
 Air temperature: 18.67°C
 Track temperature: 18.19°C
 Weather condition: Wet

Friday, August 9, 2019 9:50:00

started : 16 classified : 16 not classified : 0

Nr. Drivers Car	Team Competitor	Lap	Best Time	Gap	Diff	Kph	Day Time
--------------------	--------------------	-----	-----------	-----	------	-----	----------

CLASS: Guest

Started: 1 Classified: 1 Not Classified: 0

1 103 L.Arnold(DEU) Hyundai i30 N TCR	Hyundai Team Engstler 2(DEU) Hyundai Team Engstler	12	2:00.878			128.2	10:18:11
--	---	----	----------	--	--	-------	----------

CLASS: Honda JC

Started: 6 Classified: 6 Not Classified: 0

1 29 M.Cheah Min Jie(MYS) VW Golf GTI TCR SEQ	VW Team Oettinger VW Team Oettinger	9	1:57.078			132.4	10:12:43
2 6 B.Burns(GBR) Honda Civic FK7 TCR	Team Pyro Motorsport Bradley Burns	9	1:57.413	0.335	0.335	132.0	10:15:24
3 53 M.Halder(DEU) Honda Civic FK7 TCR	Profi-Car Team Halder(DEU) Profi-Car Team Halder	11	1:59.421	2.343	2.008	129.8	10:21:13
4 8 R.Kircher(DEU) Audi RS 3 LMS SEQ	Hella Pagid - Racing One Racing One	10	2:00.360	3.282	0.939	128.8	10:13:39
5 98 J.Seyffert(DEU) Lada Vesta TCR	Lubner Motorsport(DEU) Lubner Motorsport	10	2:01.271	4.193	0.911	127.8	10:17:55
6 22 J.Apotheloz(CHE) Cupra TCR SEQ	TOPCAR Sport(CHE) TOPCAR Sport	6	2:02.401	5.323	1.130	126.6	10:06:12

Subject to final scrutineering!

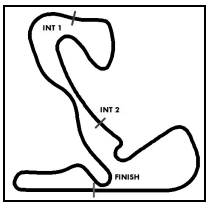
Publication time:	Clerk of the Course: Kees Koning	Timekeeper: Steffen Ruhl
-------------------	----------------------------------	--------------------------

ver: 1.0

www.adac.de/motorsport

Page 1/ 1 printed: 9.8.2019 10:30





ADAC TCR Germany

Sector List Free Practice 1



Provisional

Reg. Nr.: KNAF 0304.19.255

Circuit Zandvoort, Length: 4307m

Air temperature: 18.67°C

Track temperature: 18.19°C

Weather condition: Wet

Friday, August 9, 2019 9:50:00

Lap	Time	SE1	SP1	SE2	SP2	SE3	SP3	TSP	Lap	Time	SE1	SP1	SE2	SP2	SE3	SP3	TSP
1 Proczyk, AUT									theoretical besttime: 1:56.253								
1	2:28.406	1:18.919	139	32.302	163	37.185	202		7	2:13.383	54.641	160	31.553	169	47.189	45	203
2	2:01.771	54.721	163	30.911	165	36.139	205	166	8	5:18.242	4:07.054	148	33.020	137	38.168	201	
3	2:00.083	52.864	167	31.262	175	35.957	205	190	9	2:01.394	54.545	162	30.924	163	35.925	207	171
4	2:12.368	52.983	165	31.377	175	48.008	45	201	10	1:58.709	52.945	165	30.483	179	35.281	208	186
5	4:09.326	3:00.443	153	31.489	170	37.394	205		11	1:56.291	50.810	166	30.521	186	34.960	207	201
6	1:58.981	52.117	167	31.179	186	35.685	205	202	12	2:17.260	55.280	148	32.062	150	49.918	47	216

6 Burns, GBR									theoretical besttime: 1:56.827								
1	2:28.639	1:19.250	140	32.791	165	36.598	205		7	7:31.341	6:25.340	166	30.825	180	35.176	209	
2	2:00.616	52.815	157	31.426	164	36.375	205	194	8	1:58.014	51.288	172	30.973	183	35.753	206	207
3	2:00.331	52.656	160	31.436	176	36.239	205	197	9	1:57.413	50.981	166	31.375	176	35.057	209	210
4	2:00.512	52.555	166	31.417	182	36.540	205	206	10	2:08.846	52.151	168	31.727	173	44.968	58	206
5	2:11.146	52.998	159	31.681	177	46.467	52	201	11	3:11.352	2:05.392	166	30.939	175	35.021	208	
6	3:16.418	1:59.368	167	31.100	175	45.950	57										

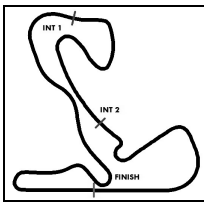
7 Halder, DEU									theoretical besttime: 1:57.792								
1	3:01.982	1:38.207	127	34.926	143	48.849	55		7	5:33.236	4:26.007	158	31.681	181	35.548	205	
2	4:12.054	3:04.261	150	31.396	177	36.397	203		8	2:04.494	52.286	159	31.398	183	40.810	205	212
3	2:01.786	54.073	156	31.291	181	36.422	203	175	9	1:59.213	51.898	160	31.585	168	35.730	206	207
4	2:01.538	53.457	160	31.577	174	36.504	201	182	10	2:08.300	51.819	164	31.718	171	44.763	57	198
5	2:01.790	53.584	158	31.781	184	36.425	203	191	11	3:54.197	2:48.224	149	31.016	162	34.957	209	
6	2:10.860	53.169	164	31.930	183	45.761	58	205									

8 Kircher, DEU									theoretical besttime: 1:59.733								
1	2:43.805	1:29.084	132	35.762	129	38.959	201		8	2:01.660	53.861	166	31.543	177	36.256	206	196
2	2:05.730	56.408	151	32.208	163	37.114	204	160	9	2:00.760	52.611	167	31.763	177	36.386	207	204
3	2:04.414	55.138	154	32.418	173	36.858	204	168	10	2:00.360	52.714	164	31.655	176	35.991	207	200
4	2:03.636	54.431	158	31.955	176	37.250	201	184	11	2:02.377	54.277	148	32.009	174	36.091	206	202
5	2:05.835	56.455	142	32.390	172	36.990	203	166	12	2:00.380	52.199	167	32.131	176	36.050	207	199
6	2:13.677	54.495	161	31.992	174	47.190	53	190	13	2:13.152	52.927	155	34.165	163	46.060	54	199
7	4:18.800	3:05.386	144	36.660	149	36.754	207										

13 Buri, FIN									theoretical besttime: 1:57.818								
1	3:45.643	2:35.620	146	32.838	129	37.185	205		5	12:01.994	10:56.188	159	30.887	183	34.919	210	
2	2:00.959	53.298	160	31.297	159	36.364	207	184	6	1:58.434	52.012	170	31.250	183	35.172	210	212
3	2:00.168	52.983	164	31.302	176	35.883	209	194	7	2:11.424	53.975	164	31.739	170	45.710	58	204
4	2:11.614	53.645	154	31.844	174	46.125	54	196									

19 Hesse, DEU									theoretical besttime: 1:55.289								
1	2:18.926	1:10.222	156	31.778	178	36.926	204		7	2:01.013	52.981	162	31.788	176	36.244	207	204
2	2:01.325	54.073	161	31.110	173	36.142	205	184	8	2:16.154	53.424	162	34.939	125	47.791	56	203
3	2:00.219	52.828	162	31.114	178	36.277	205	196	9	5:41.582	4:34.557	146	31.226	167	35.799	207	
4	2:13.733	52.916	164	32.090	154	48.727	56	199	10	1:57.672	51.614	166	30.808	180	35.250	208	192
5	4:58.230	3:51.001	165	31.250	175	35.979	207		11	1:55.289	50.684	162	30.075	182	34.530	211	204
6	2:00.469	52.662	163	31.609	179	36.198	206	205	12	1:56.814	51.773	138	30.385	187	34.656	210	206

22 Apotheloz, CHE									theoretical besttime: 2:00.981								
1	2:33.074	1:17.896	132	35.612	156	39.566	204		6	2:02.401	54.313	160	31.549	181	36.539	207	187
2	2:05.343	55.801	160	32.160	178	37.382	204	173	7	2:17.706	53.685	157	31.712	159	52.309	43	197
3	2:03.714	54.734	155	32.015	177	36.965	205	177	8	5:02.968	3:55.672	161	31.388	181	35.908	207	
4	2:19.042	54.817	160	32.069	180	52.156	49	182	9	2:31.579	1:02.743	139	34.201	139	54.635	37	188
5	5:08.372	3:57.630	150	32.696	169	38.046	200										



ADAC TCR Germany

Sector List Free Practice 1



Provisional

Reg. Nr.: KNAF 0304.19.255

Circuit Zandvoort, Length: 4307m

Air temperature: 18.67°C

Track temperature: 18.19°C

Weather condition: Wet

Friday, August 9, 2019 9:50:00

Lap	Time	SE1	SP1	SE2	SP2	SE3	SP3	TSP	Lap	Time	SE1	SP1	SE2	SP2	SE3	SP3	TSP
23 Steibel, DEU									theoretical besttime: 2:01.878								
1	3:20.515	1:58.365	108	39.466	132	42.684	191		8	2:04.207	54.740	154	32.618	161	36.849	203	189
2	2:12.160	59.844	149	33.535	151	38.781	199	163	9	2:04.918	55.479	152	31.916	180	37.523	201	189
3	2:08.173	57.029	154	31.864	174	39.280	171	189	10	2:03.971	54.396	155	32.918	168	36.657	204	191
4	2:10.082	58.695	147	33.617	167	37.770	198	165	11	2:02.206	53.669	162	32.127	172	36.410	203	195
5	2:19.580	56.521	142	32.224	168	50.835	47	197	12	2:02.571	53.617	163	32.157	184	36.797	202	205
6	4:46.396	3:37.737	152	32.128	183	36.531	202		13	2:08.371	57.563	142	33.493	172	37.315	194	203
7	2:03.750	55.143	156	31.851	175	36.756	201	191									

27 Coicaud, FRA									theoretical besttime: 1:58.217								
1	2:20.270	1:09.339	151	33.769	157	37.162	197		7	2:00.989	52.618	165	31.849	182	36.522	206	207
2	2:01.631	54.248	161	31.213	185	36.170	202	183	8	2:11.780	53.019	163	32.018	181	46.743	48	201
3	2:10.196	53.181	164	31.086	185	45.929	53	198	9	5:33.523	4:26.577	166	31.309	183	35.637	207	
4	3:44.306	2:36.996	167	31.147	179	36.163	203		10	1:58.735	51.600	168	31.450	182	35.685	207	210
5	2:00.475	52.662	165	31.466	179	36.347	203	196	11	2:08.558	51.494	165	31.902	182	45.162	54	215
6	2:01.415	52.651	163	31.598	182	37.166	204	204									

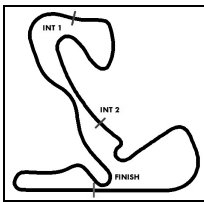
29 Cheah Min Jie, MYS									theoretical besttime: 1:56.902								
1	2:30.518	1:11.473	149	32.561	183	46.484	57		7	2:10.462	53.881	158	30.890	174	45.691	59	211
2	2:51.503	1:43.170	154	31.554	184	36.779	208		8	5:14.078	4:02.355	134	35.019	152	36.704	211	
3	2:03.069	53.619	168	33.226	176	36.224	209	202	9	1:57.078	51.239	165	30.839	183	35.000	210	219
4	1:59.706	53.097	158	31.104	171	35.505	210	216	10	1:57.295	51.152	163	30.912	187	35.231	199	218
5	1:58.207	51.956	160	30.879	177	35.372	210	219	11	2:27.742	1:00.396	123	36.554	122	50.792	59	212
6	1:58.229	52.001	159	30.750	186	35.478	209	213									

42 Niedertscheider, AUT									theoretical besttime: 1:56.636								
1	2:32.295	1:20.590	137	33.455	157	38.250	200		6	7:11.110	5:46.629	161	31.377	176	53.104	38	
2	2:01.176	53.664	161	31.382	174	36.130	203	186	7	4:55.097	3:45.225	149	32.545	135	37.327	205	
3	2:01.094	53.448	161	31.445	178	36.201	203	196	8	1:58.645	53.003	166	30.633	178	35.009	210	174
4	2:01.614	53.603	161	31.581	174	36.430	205	190	9	1:56.636	51.343	169	30.533	182	34.760	210	212
5	2:13.706	53.356	156	31.947	169	48.403	43	194	10	2:20.986	56.161	148	34.014	130	50.811	55	179

53 Halder, DEU									theoretical besttime: 1:59.076								
1	3:56.453	2:24.222	112	37.792	125	54.439	47		7	2:00.400	53.156	161	31.230	161	36.014	204	191
2	4:59.831	3:45.039	136	33.490	142	41.302	151		8	2:00.140	52.857	159	31.560	167	35.723	204	185
3	2:22.537	57.317	147	35.001	137	50.219	56	152	9	1:59.616	52.281	160	31.494	168	35.841	202	204
4	5:49.998	4:40.811	138	32.040	151	37.147	201		10	2:01.412	53.600	144	31.878	157	35.934	203	201
5	2:02.130	54.248	147	31.394	156	36.488	202	177	11	1:59.421	52.393	156	31.412	168	35.616	205	198
6	2:00.894	53.757	154	31.179	158	35.958	203	177									

88 Fugel, DEU									theoretical besttime: 1:57.164								
1	3:05.012	1:39.350	126	34.994	149	50.668	47		7	2:15.732	54.684	148	33.039	172	48.009	48	207
2	4:03.714	2:43.233	151	37.687	43	42.794	203		8	4:30.435	3:18.738	119	36.408	164	35.289	205	
3	2:03.628	53.930	144	32.465	173	37.233	201	205	9	1:57.880	51.259	167	31.274	182	35.347	205	215
4	2:04.201	54.040	154	32.662	170	37.499	201	209	10	2:10.569	52.590	163	31.666	169	46.313	48	194
5	2:05.161	53.782	160	33.471	178	37.908	197	207	11	4:43.458	3:36.602	156	30.616	164	36.240	205	
6	2:05.563	55.037	155	32.913	173	37.613	200	194									

98 Seyffert, DEU									theoretical besttime: 2:00.910								
1	2:41.338	1:27.827	120	34.880	158	38.631	190		7	2:17.886	54.007	151	32.647	168	51.232	45	193
2	2:05.680	56.247	137	32.246	175	37.187	200	153	8	5:25.718	4:16.930	152	32.166	167	36.622	201	
3	2:23.786	55.290	132	35.808	155	52.688	43	159	9	2:01.276	52.798	161	32.042	168	36.436	203	197
4	4:29.204	3:20.381	135	32.138	165	36.685	200		10	2:01.271	52.515	160	32.403	172	36.353	202	199
5	2:23.667	53.210	152	32.064	177	58.393	186	193	11	2:01.994	52.883	148	32.352	172	36.759	201	196
6	2:04.995	54.644	132	32.515	168	37.836	199	182	12	2:02.754	53.332	146	32.492	162	36.930	201	197



ADAC TCR Germany

Sector List Free Practice 1



Provisional

Reg. Nr.: KNAF 0304.19.255

Circuit Zandvoort, Length: 4307m

Air temperature: 18.67°C

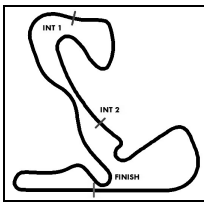
Track temperature: 18.19°C

Weather condition: Wet

Friday, August 9, 2019 9:50:00

Lap	Time	SE1	SP1	SE2	SP2	SE3	SP3	TSP	Lap	Time	SE1	SP1	SE2	SP2	SE3	SP3	TSP
99	Sandberg, NLD								theoretical besttime: 1:55.863								
1	3:11.281	1:53.199	124	36.677	152	41.405	190		7	1:59.644	52.973	165	30.610	175	36.061	206	203
2	2:14.252	1:03.751	149	32.275	171	38.226	201	178	8	2:13.736	52.304	166	31.078	168	50.354	44	206
3	2:04.843	55.589	157	31.638	174	37.616	200	195	9	7:54.348	6:42.095	138	34.044	151	38.209	201	
4	2:04.000	55.589	158	31.415	175	36.996	203	200	10	2:00.774	54.718	157	30.564	173	35.492	207	177
5	2:01.837	54.035	159	30.944	179	36.858	203	192	11	1:57.298	51.647	162	30.314	175	35.337	208	203
6	2:01.058	53.709	163	30.852	175	36.497	205	198	12	1:55.863	50.769	166	29.872	178	35.222	205	216

103	Arnold, DEU								theoretical besttime: 2:00.038								
1	2:24.864	1:15.094	123	32.744	160	37.026	200		8	5:07.937	3:59.814	145	32.081	165	36.042	205	
2	2:03.023	54.797	148	31.962	153	36.264	203	169	9	2:02.312	52.983	152	31.880	172	37.449	203	200
3	2:04.482	56.430	154	31.645	163	36.407	205	186	10	2:01.960	53.404	151	32.135	163	36.421	206	181
4	2:02.322	53.809	153	31.960	165	36.553	203	180	11	2:01.162	52.914	156	32.166	168	36.082	206	192
5	2:05.026	54.284	149	31.830	172	38.912	204	189	12	2:00.878	52.433	160	32.220	167	36.225	207	192
6	2:03.417	54.220	152	32.029	170	37.168	202	184	13	2:01.050	52.351	150	32.387	167	36.312	206	196
7	2:13.936	54.660	147	32.823	159	46.453	58	188									



ADAC TCR Germany

Top speed list Free Practice 1



Provisional

Reg. Nr.: KNAF 0304.19.255

Circuit Zandvoort, Length: 4307m

Air temperature: 18.67°C

Track temperature: 18.19°C

Weather condition: Wet

Friday, August 9, 2019 9:50:00

#	Name (NAT)	Team	Car name	Speed	Lap	Race time
29	Mitchell Cheah Min Jie (MYS)	VW Team Oettinger	VW Golf GTI TCR SEQ	219.51	5	9:27.832
99	Maurits Sandberg (NLD)	VW Team Oettinger	VW Golf GTI TCR SEQ	216.86	12	29:46.140
1	Harald Proczyk (AUT)	HP Racing International (DEU)	Hyundai i30 N TCR	216.43	12	28:22.015
88	Dominik Fugel (DEU)	Profi-Car Team Honda ADAC Sachsen	Honda Civic FK7 TCR	215.56	9	22:16.549
27	Theo Coicaud (FRA)	Hyundai Team Engstler	Hyundai i30 N TCR	215.56	11	26:06.394
13	Antti Buri (FIN)	LMS Racing (FIN)	Audi RS 3 LMS SEQ	212.59	6	22:03.419
7	Mike Halder (DEU)	Profi-Car Team Honda ADAC Sachsen	Honda Civic FK7 TCR	212.18	8	21:06.358
42	Lukas Niedertscheider (AUT)	HP Racing International (DEU)	Hyundai i30 N TCR	212.18	9	24:57.805
6	Bradley Burns (GBR)	Team Pyro Motorsport	Honda Civic FK7 TCR	210.11	9	23:30.104
19	Max Hesse (DEU)	Hyundai Team Engstler	Hyundai i30 N TCR	206.50	12	29:27.672
23	Sebastian Steibel (DEU)	Steibel Motorsport (DEU)	VW Golf GTI TCR SEQ	205.32	12	27:19.100
53	Michelle Halder (DEU)	Profi-Car Team Halder (DEU)	Honda Civic FK7 TCR	204.54	9	25:15.520
8	Rene Kircher (DEU)	Hella Pagid - Racing One	Audi RS 3 LMS SEQ	204.15	9	19:40.669
103	Lance David Arnold (DEU)	Hyundai Team Engstler 2 (DEU)	Hyundai i30 N TCR	200.00	9	20:08.142
98	Jan Seyffert (DEU)	Lubner Motorsport (DEU)	Lada Vesta TCR	199.63	10	25:56.721
22	Julien Apotheloz (CHE)	TOPCAR Sport (CHE)	Cupra TCR SEQ	197.08	7	16:15.093