



ADAC TCR Germany



Result List Race 1

Provisional

Reg. Nr.: KNAF 0304.19.255

Saturday, August 10, 2019 17:20:00

Circuit Zandvoort, Length: 4307m

Air temperature: 21.14°C

Track temperature: 21.82°C

Weather condition: Wet

started : 16 classified : 15 not classified : 1

Nr.	Drivers	Team	Laps	Total Time	Gap	Kph	Lap	Time	Kph
Cl.	Car	Competitor							
1	19 M.Hesse(DEU) Hyundai i30 N TCR	Hyundai Team Engstler Hyundai Team Engstler	14	35:46.815		99.5	10	1:48.379	143.0
2	7 M.Halder(DEU) Honda Civic FK7 TCR	Profi-Car Team Honda ADAC Sachsen ADAC Sachsen e.V.	14	35:48.896	2.081	99.2	10	1:48.389	143.0
3	1 H.Proczyk(AUT) Hyundai i30 N TCR	HP Racing International(DEU) HP Racing International	14	35:50.494	3.679	99.1	6	1:48.710	142.6
4	88 D.Fugel(DEU) Honda Civic FK7 TCR	Profi-Car Team Honda ADAC Sachsen ADAC Sachsen e.V.	14	35:50.938	4.123	99.1	8	1:48.842	142.4
5	13 A.Buri(FIN) Audi RS 3 LMS SEQ	LMS Racing(FIN) AS Motorsport	14	35:51.655	4.840	99.2	5	1:48.954	142.3
6	6 B.Burns(GBR) Honda Civic FK7 TCR	Team Pyro Motorsport Bradley Burns	14	35:52.513	5.698	99.1	5	1:49.181	142.0
7	103 L.Arnold(DEU) G Hyundai i30 N TCR	Hyundai Team Engstler 2(DEU) Hyundai Team Engstler	14	35:53.894	7.079	99.1	6	1:49.239	141.9
8	27 T.Coicaud(FRA) Hyundai i30 N TCR	Hyundai Team Engstler Hyundai Team Engstler	14	36:02.492	15.677	98.8	6	1:49.746	141.2
9	42 L.Niedertscheider(AUT) Hyundai i30 N TCR	HP Racing International(DEU) HP Racing International	14	36:03.206	16.391	98.9	7	1:48.757	142.5
10	8 R.Kircher(DEU) Honda Audi RS 3 LMS SEQ	Hella Pagid - Racing One Racing One	14	36:06.649	19.834	98.5	6	1:49.882	141.1
11	22 J.Apotheloz(CHE) Honda Cupra TCR SEQ	TOPCAR Sport(CHE) TOPCAR Sport	14	36:07.453	20.638	98.5	6	1:49.796	141.2
12	53 M.Halder(DEU) Honda Civic FK7 TCR	Profi-Car Team Halder(DEU) Profi-Car Team Halder	14	36:07.680	20.865	98.6	8	1:49.341	141.8
13	23 S.Steibel(DEU) VW Golf GTI TCR SEQ	Steibel Motorsport(DEU) Sebastian Steibel	14	36:09.689	22.874	98.5	4	1:49.207	141.9
14	99 M.Sandberg(NLD) VW Golf GTI TCR SEQ	VW Team Oettinger VW Team Oettinger	14	36:09.931	23.116	98.6	8	1:49.775	141.2
15	98 J.Seyffert(DEU) Honda Lada Vesta TCR	Lubner Motorsport(DEU) Lubner Motorsport	14	36:18.784	31.969	98.2	9	1:50.918	139.7
Not classified									
	29 M.Cheah Min Jie(MYS) Honda VW Golf GTI TCR SEQ	VW Team Oettinger VW Team Oettinger	1	3:04.406	13LAPS				

Fastest lap of the race. Car 19 driver Max Hesse on lap 10. Time 1:48.379, average speed 143.0 km/h.

Subject to final scrutineering!

Publication time:

Clerk of the Course: Bobbe Veldkamp

Timekeeper: Steffen Ruhl

ver: 1.0

www.adac.de/motorsport

Page 1/ 1 printed: 10.8.2019 18:12





ADAC TCR Germany



Class Result List Race 1

Provisional

Circuit Zandvoort, Length: 4307m

Air temperature: 21.14°C

Track temperature: 21.82°C

Weather condition: Wet

Reg. Nr.: KNAF 0304.19.255

Saturday, August 10, 2019 17:20:00

started : 16 classified : 15 not classified : 1

Nr. Drivers	Team	Laps	Total Time	Gap	Kph	Lap	Time	Kph
Car	Competitor							

CLASS: Honda JC

Started: 6 Classified: 5 Not Classified: 1

1	6	B.Burns(GBR) Honda Civic FK7 TCR	Team Pyro Motorsport Bradley Burns	14	35:52.513		99.1	5	1:49.181	142.0
2	8	R.Kircher(DEU) Audi RS 3 LMS SEQ	Hella Pagid - Racing One Racing One	14	36:06.649	14.136	98.5	6	1:49.882	141.1
3	22	J.Apotheloz(CHE) Cupra TCR SEQ	TOPCAR Sport(CHE) TOPCAR Sport	14	36:07.453	14.940	98.5	6	1:49.796	141.2
4	53	M.Halder(DEU) Honda Civic FK7 TCR	Profi-Car Team Halder(DEU) Profi-Car Team Halder	14	36:07.680	15.167	98.6	8	1:49.341	141.8
5	98	J.Seyffert(DEU) Lada Vesta TCR	Lubner Motorsport(DEU) Lubner Motorsport	14	36:18.784	26.271	98.2	9	1:50.918	139.7

Not classified

29	M.Cheah Min Jie(MYS)	VW Team Oettinger VW Team Oettinger	1	3:04.406	13LAPS					
----	----------------------	---	---	-----------------	--------	--	--	--	--	--

Fastest lap of the class. Car 6 driver Bradley Burns on lap 5. Time 1:49.181, average speed 142.0 km/h.

CLASS: Guest

Started: 1 Classified: 1 Not Classified: 0

1	103	L.Arnold(DEU) Hyundai i30 N TCR	Hyundai Team Engstler 2(DEU) Hyundai Team Engstler	14	35:53.894		99.1	6	1:49.239	141.9
---	-----	---	--	----	------------------	--	------	---	----------	-------

Fastest lap of the class. Car 103 driver Lance David Arnold on lap 6. Time 1:49.239, average speed 141.9 km/h.

Subject to final scrutineering!

Publication time:

Clerk of the Course: Bobbe Veldkamp

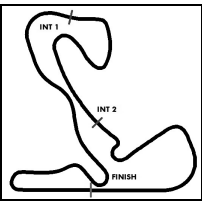
Timekeeper: Steffen Ruhl

ver: 1.0

www.adac.de/motorsport

Page 1/ 1 printed: 10.8.2019 18:12





ADAC TCR Germany

Lap Chart Race 1

Provisional

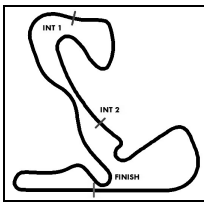


Circuit Zandvoort, Length: 4307 m

Saturday, August 10, 2019 17:20:00

LapChar	1	2	3	4	5	6	7	8	9	10	11	12	13	14	15	16	17	18	19	20	21	22	23	24	25	26	27	28	29	30	31	32	33	34	35	36	37	38	39	40	41	42	43	44	45					
LAP 1	88	7	1	6	13	103	19	8	22	27	53	23	42	99	98	.29																																		
LAP 2	88	7	1	6	13	103	19	8	22	27	53	23	42	99	98																																			
LAP 3	88	7	1	6	13	103	19	8	22	27	53	23	42	99	98																																			
LAP 4	88	1	7	19	13	6	103	8	22	27	23	53	42	99	98																																			
LAP 5	88	1	7	19	13	6	103	8	27	22	23	53	42	99	98																																			
LAP 6	1	7	88	19	13	6	103	8	27	22	23	42	53	99	98																																			
LAP 7	7	19	88	1	13	6	103	8	27	22	23	42	53	99	98																																			
LAP 8	7	19	88	1	13	6	103	27	8	22	42	23	53	99	98																																			
LAP 9	7	19	88	1	13	6	103	27	8	42	22	23	53	99	98																																			
LAP 10	7	19	88	1	13	6	103	27	8	42	22	53	23	99	98																																			
LAP 11	7	19	88	1	13	6	103	27	8	42	22	53	23	99	98																																			
LAP 12	19	7	1	88	13	6	103	27	8	42	22	53	23	99	98																																			
LAP 13	19	7	1	88	13	6	103	27	42	8	22	53	23	99	98																																			
LAP 14	19	7	1	88	13	6	103	27	42	8	22	53	23	99	98																																			

.- PITSTOP '-LAPBEHIND



ADAC TCR Germany



Sector List Race 1

Provisional

Reg. Nr.: KNAF 0304.19.255

Saturday, August 10, 2019 17:20:00

Circuit Zandvoort, Length: 4307m

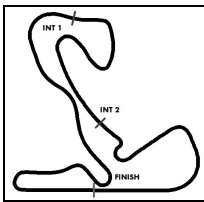
Air temperature: 21.14°C

Track temperature: 21.82°C

Weather condition: Wet

Lap	Time	SE1	SP1	SE2	SP2	SE3	SP3	TSP	Lap	Time	SE1	SP1	SE2	SP2	SE3	SP3	TSP
99 Sandberg, NLD									theoretical besttime: 1:49.727								
1	2:06.987	59.213	171	30.266	164	37.508	107	177	8	1:49.775	48.085	175	28.898	186	32.792	217	229
2	11:08.428	1:13.773	83	46.999	92	9:07.656	88	111	9	1:52.549	48.240	174	29.258	186	35.051	216	229
3	2:36.182	1:12.213	96	46.802	63	37.167	215	88	10	1:50.104	48.248	177	29.112	186	32.744	218	229
4	1:50.578	48.429	170	28.998	184	33.151	217	224	11	1:50.795	48.202	175	29.592	184	33.001	215	230
5	1:50.918	49.102	170	29.046	185	32.770	218	227	12	1:50.418	48.129	176	29.518	186	32.771	217	228
6	1:50.529	48.623	173	28.951	185	32.955	217	230	13	1:50.706	48.337	173	29.201	185	33.168	217	229
7	1:50.391	48.406	172	29.133	185	32.852	217	228	14	1:51.571	48.437	174	29.607	173	33.527	218	230

Lap	Time	SE1	SP1	SE2	SP2	SE3	SP3	TSP	Lap	Time	SE1	SP1	SE2	SP2	SE3	SP3	TSP
103 Arnold, DEU									theoretical besttime: 1:49.121								
1	2:00.658	56.326	172	28.970	181	35.362	135	169	8	1:49.441	48.000	172	29.004	184	32.437	219	225
2	11:05.530	1:13.964	103	44.869	90	9:06.697	70	119	9	1:50.064	48.066	172	29.132	179	32.866	218	219
3	2:40.945	1:15.221	93	46.388	60	39.336	221	82	10	1:49.490	48.063	173	29.021	183	32.406	220	223
4	1:50.653	48.037	175	29.294	179	33.322	221	226	11	1:49.708	48.154	173	29.156	183	32.398	219	227
5	1:49.550	48.210	173	28.867	180	32.473	219	220	12	1:49.627	48.255	174	28.967	185	32.405	219	222
6	1:49.239	48.094	173	28.774	182	32.371	220	230	13	1:49.651	48.258	173	28.979	186	32.414	219	227
7	1:49.606	48.033	173	28.968	181	32.605	221	225	14	1:49.732	48.178	173	29.207	186	32.347	221	229



ADAC TCR Germany

Top speed list Race 1

Provisional

Reg. Nr.: KNAF 0304.19.255

Saturday, August 10, 2019 17:20:00



Circuit Zandvoort, Length: 4307m

Air temperature: 21.14°C

Track temperature: 21.82°C

Weather condition: Wet

#	Name (NAT)	Team	Car name	Speed	Lap	Race time
27	Theo Coicaud (FRA)	Hyundai Team Engstler	Hyundai i30 N TCR	234.78	4	7:15.710
13	Antti Buri (FIN)	LMS Racing (FIN)	Audi RS 3 LMS SEQ	234.78	7	12:42.609
8	Rene Kircher (DEU)	Hella Pagid - Racing One	Audi RS 3 LMS SEQ	234.27	12	21:59.223
22	Julien Apotheloz (CHE)	TOPCAR Sport (CHE)	Cupra TCR SEQ	233.76	10	18:18.366
23	Sebastian Steibel (DEU)	Steibel Motorsport (DEU)	VW Golf GTI TCR SEQ	232.75	5	9:06.308
7	Mike Halder (DEU)	Profi-Car Team Honda ADAC Sachsen	Honda Civic FK7 TCR	232.75	6	10:51.083
19	Max Hesse (DEU)	Hyundai Team Engstler	Hyundai i30 N TCR	232.75	8	14:30.642
1	Harald Proczyk (AUT)	HP Racing International (DEU)	Hyundai i30 N TCR	232.75	12	21:47.898
6	Bradley Burns (GBR)	Team Pyro Motorsport	Honda Civic FK7 TCR	232.25	14	25:29.902
42	Lukas Niedertscheider (AUT)	HP Racing International (DEU)	Hyundai i30 N TCR	231.75	8	14:37.832
103	Lance David Arnold (DEU)	Hyundai Team Engstler 2 (DEU)	Hyundai i30 N TCR	230.76	6	10:54.297
99	Maurits Sandberg (NLD)	VW Team Oettinger	VW Golf GTI TCR SEQ	230.76	14	25:45.344
88	Dominik Fugel (DEU)	Profi-Car Team Honda ADAC Sachsen	Honda Civic FK7 TCR	230.27	9	16:20.078
53	Michelle Halder (DEU)	Profi-Car Team Halder (DEU)	Honda Civic FK7 TCR	229.78	12	22:00.357
98	Jan Seyffert (DEU)	Lubner Motorsport (DEU)	Lada Vesta TCR	226.41	5	9:10.740
29	Mitchell Cheah Min Jie (MYS)	VW Team Oettinger	VW Golf GTI TCR SEQ	183.98	1	11.729