

ADAC TCR Germany

Result List Free Practice 2



Provisional

Reg. Nr.: KNAF 0304.19.255

Friday, August 9, 2019 15:55:00

Circuit Zandvoort, Length: 4307m

Air temperature: 23.24°C

Track temperature: 22.69°C

Weather condition: Wet

started : 16 classified : 16 not classified : 0

Nr.	Drivers	Team	Lap	Best Time	Gap	Diff	Kph	Day Time
Cl.	Car	Competitor						
1	1 H.Proczyk(AUT) Hyundai i30 N TCR	HP Racing International(DEU) HP Racing International	9	1:48.198			143.3	16:17:36
2	19 M.Hesse(DEU) Hyundai i30 N TCR	Hyundai Team Engstler Hyundai Team Engstler	5	1:48.275	0.077	0.077	143.2	16:06:03
3	27 T.Coicaud(FRA) Hyundai i30 N TCR	Hyundai Team Engstler Hyundai Team Engstler	6	1:48.330	0.132	0.055	143.1	16:09:02
4	6 B.Burns(GBR) Honda Civic FK7 TCR	Team Pyro Motorsport Bradley Burns	11	1:48.343	0.145	0.013	143.1	16:23:48
5	103 L.Arnold(DEU) G Hyundai i30 N TCR	Hyundai Team Engstler 2(DEU) Hyundai Team Engstler	10	1:48.484	0.286	0.141	142.9	16:19:37
6	88 D.Fugel(DEU) Honda Civic FK7 TCR	Profi-Car Team Honda ADAC Sachsen ADAC Sachsen e.V.	10	1:48.536	0.338	0.052	142.8	16:17:14
7	29 M.Cheah Min Jie(MYS) Honda VW Golf GTI TCR SEQ	VW Team Oettinger VW Team Oettinger	8	1:48.702	0.504	0.166	142.6	16:13:31
8	7 M.Halder(DEU) Honda Civic FK7 TCR	Profi-Car Team Honda ADAC Sachsen ADAC Sachsen e.V.	11	1:48.835	0.637	0.133	142.4	16:21:37
9	13 A.Buri(FIN) Audi RS 3 LMS SEQ	LMS Racing(FIN) AS Motorsport	5	1:49.107	0.909	0.272	142.1	16:11:25
10	99 M.Sandberg(NLD) VW Golf GTI TCR SEQ	VW Team Oettinger VW Team Oettinger	6	1:49.670	1.472	0.563	141.3	16:07:34
11	53 M.Halder(DEU) Honda Civic FK7 TCR	Profi-Car Team Halder(DEU) Profi-Car Team Halder	10	1:49.772	1.574	0.102	141.2	16:25:30
12	42 L.Niedertscheider(AUT) Hyundai i30 N TCR	HP Racing International(DEU) HP Racing International	3	1:49.779	1.581	0.007	141.2	16:02:51
13	22 J.Apotheloz(CHE) Honda Cupra TCR SEQ	TOPCAR Sport(CHE) TOPCAR Sport	11	1:49.820	1.622	0.041	141.1	16:20:04
14	8 R.Kircher(DEU) Honda Audi RS 3 LMS SEQ	Hella Pagid - Racing One Racing One	14	1:50.274	2.076	0.454	140.6	16:26:20
15	23 S.Steibel(DEU) VW Golf GTI TCR SEQ	Steibel Motorsport(DEU) Sebastian Steibel	6	1:50.792	2.594	0.518	139.9	16:07:21
16	98 J.Seyffert(DEU) Honda Lada Vesta TCR	Lubner Motorsport(DEU) Lubner Motorsport	12	1:51.119	2.921	0.327	139.5	16:23:17

Subject to final scrutineering!

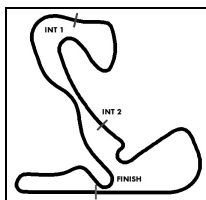
Publication time:	Clerk of the Course: Kees Koning	Timekeeper: Steffen Ruhl
-------------------	----------------------------------	--------------------------

ver: 1.0

www.adac.de/motorsport

Page 1/ 1 printed: 9.8.2019 16:27





ADAC TCR Germany

Class Result List Free Practice 2



Provisional

Reg. Nr.: KNAF 0304.19.255

Circuit Zandvoort, Length: 4307m

Air temperature: 23.24°C

Track temperature: 22.69°C

Weather condition: Wet

Friday, August 9, 2019 15:55:00

started : 16 classified : 16 not classified : 0

Nr.	Drivers	Team	Lap	Best Time	Gap	Diff	Kph	Day Time
	Car	Competitor						

CLASS: Guest

Started: 1 Classified: 1

Not Classified: 0

1	103	L.Arnold(DEU) Hyundai i30 N TCR	Hyundai Team Engstler 2(DEU) Hyundai Team Engstler	10	1:48.484		142.9	16:19:37
---	-----	------------------------------------	---	----	----------	--	-------	----------

CLASS: Honda JC

Started: 6 Classified: 6

Not Classified: 0

1	6	B.Burns(GBR) Honda Civic FK7 TCR	Team Pyro Motorsport Bradley Burns	11	1:48.343		143.1	16:23:48	
2	29	M.Cheah Min Jie(MYS) VW Golf GTI TCR SEQ	VW Team Oettinger VW Team Oettinger	8	1:48.702	0.359	0.359	142.6	16:13:31
3	53	M.Halder(DEU) Honda Civic FK7 TCR	Profi-Car Team Halder(DEU) Profi-Car Team Halder	10	1:49.772	1.429	1.070	141.2	16:25:30
4	22	J.Apotheloz(CHE) Cupra TCR SEQ	TOPCAR Sport(CHE) TOPCAR Sport	11	1:49.820	1.477	0.048	141.1	16:20:04
5	8	R.Kircher(DEU) Audi RS 3 LMS SEQ	Hella Pagid - Racing One Racing One	14	1:50.274	1.931	0.454	140.6	16:26:20
6	98	J.Seyffert(DEU) Lada Vesta TCR	Lubner Motorsport(DEU) Lubner Motorsport	12	1:51.119	2.776	0.845	139.5	16:23:17

Subject to final scrutineering!

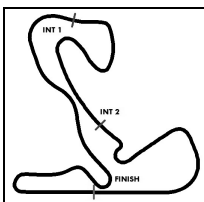
Publication time:	Clerk of the Course: Kees Koning	Timekeeper: Steffen Ruhl
-------------------	----------------------------------	--------------------------

ver: 1.0

www.adac.de/motorsport

Page 1/ 1 printed: 9.8.2019 16:27





ADAC TCR Germany

Sector List Free Practice 2



Provisional

Reg. Nr.: KNAF 0304.19.255

Circuit Zandvoort, Length: 4307m

Air temperature: 23.24°C

Track temperature: 22.69°C

Weather condition: Wet

Friday, August 9, 2019 15:55:00

Lap	Time	SE1	SP1	SE2	SP2	SE3	SP3	TSP	Lap	Time	SE1	SP1	SE2	SP2	SE3	SP3	TSP
1 Proczyk, AUT									theoretical besttime: 1:48.056								
1	4:46.976	3:38.419	145	31.703	164	36.854	203		7	4:44.130	3:41.656	165	29.571	181	32.903	212	
2	1:56.145	52.476	166	29.751	180	33.918	208	194	8	1:48.471	48.008	174	28.226	188	32.237	215	224
3	1:50.246	49.089	172	28.593	187	32.564	212	213	9	1:48.198	47.749	175	28.368	189	32.081	214	227
4	1:49.786	48.612	175	28.632	189	32.542	214	224	10	1:57.350	48.342	167	29.083	190	39.925	56	225
5	1:49.163	48.231	175	28.355	189	32.577	215	225	11	3:38.809	2:36.866	171	29.111	188	32.832	214	
6	2:02.665	51.307	170	29.401	186	41.957	53	226	12	1:48.862	48.062	177	28.515	189	32.285	215	225

Lap	Time	SE1	SP1	SE2	SP2	SE3	SP3	TSP	Lap	Time	SE1	SP1	SE2	SP2	SE3	SP3	TSP
6 Burns, GBR									theoretical besttime: 1:48.145								
1	2:20.483	1:14.625	143	31.435	177	34.423	212		7	1:49.657	48.148	174	28.773	187	32.736	217	227
2	1:52.640	50.470	169	29.358	186	32.812	215	213	8	2:00.677	48.181	176	28.705	186	43.791	48	228
3	1:50.624	48.666	175	29.225	186	32.733	215	226	9	4:25.867	3:21.648	130	30.996	150	33.223	213	
4	1:58.502	48.577	177	28.893	188	41.032	57	225	10	1:49.252	47.886	178	28.309	189	33.057	212	226
5	7:02.396	6:00.810	162	29.039	185	32.547	215		11	1:48.343	47.748	178	28.370	189	32.225	217	224
6	1:49.265	48.063	176	28.662	185	32.540	216	227	12	1:48.683	47.611	178	28.467	189	32.605	217	228

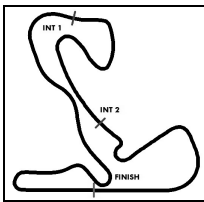
Lap	Time	SE1	SP1	SE2	SP2	SE3	SP3	TSP	Lap	Time	SE1	SP1	SE2	SP2	SE3	SP3	TSP
7 Halder, DEU									theoretical besttime: 1:48.653								
1	3:01.189	1:50.102	141	33.430	139	37.657	200		8	1:51.316	48.040	174	28.827	187	34.449	217	226
2	1:59.259	52.885	157	32.156	119	34.218	214	187	9	2:03.346	47.785	177	30.989	138	44.572	58	230
3	1:49.536	48.286	177	29.054	185	32.196	215	220	10	4:12.436	3:11.527	176	28.719	189	32.190	215	
4	1:49.076	47.944	174	28.793	188	32.339	216	226	11	1:48.835	47.824	178	28.827	189	32.184	215	226
5	1:58.930	48.337	173	28.855	187	41.738	58	220	12	1:49.514	48.208	176	28.971	188	32.335	215	227
6	4:13.121	3:12.244	170	28.728	188	32.149	215		13	1:49.343	47.908	177	29.006	188	32.429	215	226
7	1:49.159	47.849	176	29.008	187	32.302	215	228									

Lap	Time	SE1	SP1	SE2	SP2	SE3	SP3	TSP	Lap	Time	SE1	SP1	SE2	SP2	SE3	SP3	TSP
8 Kircher, DEU									theoretical besttime: 1:50.216								
1	2:54.854	1:34.909	100	38.120	122	41.825	152		8	1:52.239	49.403	172	29.504	187	33.332	215	224
2	2:12.207	1:00.677	138	33.544	129	37.986	173	143	9	1:50.748	48.671	176	29.082	187	32.995	214	226
3	2:07.204	57.033	145	32.706	146	37.465	186	165	10	1:50.954	48.658	175	29.346	187	32.950	215	225
4	2:04.511	56.021	137	32.791	172	35.699	207	178	11	2:06.547	49.065	167	44.051	185	33.431	210	226
5	2:13.977	53.494	150	32.384	153	48.099	51	200	12	1:50.795	48.872	175	28.873	188	33.050	215	225
6	4:23.871	3:19.723	159	29.963	175	34.185	211		13	1:50.623	48.929	175	28.904	188	32.790	215	226
7	2:10.481	1:01.741	65	35.033	175	33.707	214	213	14	1:50.274	48.638	176	28.788	188	32.848	215	228

Lap	Time	SE1	SP1	SE2	SP2	SE3	SP3	TSP	Lap	Time	SE1	SP1	SE2	SP2	SE3	SP3	TSP
13 Buri, FIN									theoretical besttime: 1:48.928								
1	3:09.911	1:43.169	104	36.799	89	49.943	107		6	2:01.778	48.191	172	29.101	191	44.486	54	230
2	2:11.869	1:02.552	140	31.529	127	37.788	152	131	7	7:28.777	6:26.797	163	29.312	186	32.668	218	
3	2:30.362	58.847	105	36.132	147	55.383	39	187	8	1:59.934	48.093	173	29.043	189	42.798	47	229
4	6:43.799	5:37.939	150	32.841	179	33.019	217		9	3:30.417	2:29.452	176	28.672	190	32.293	218	
5	1:49.107	47.963	176	28.747	191	32.397	217	231									

Lap	Time	SE1	SP1	SE2	SP2	SE3	SP3	TSP	Lap	Time	SE1	SP1	SE2	SP2	SE3	SP3	TSP
19 Hesse, DEU									theoretical besttime: 1:48.085								
1	2:13.645	1:07.819	135	31.721	161	34.105	212		8	4:12.829	3:10.422	154	29.163	174	33.244	217	
2	1:59.569	48.988	170	29.195	187	41.386	57	215	9	1:48.798	48.103	175	28.514	190	32.181	217	228
3	3:11.860	2:10.645	174	28.948	188	32.267	216		10	1:48.501	47.807	176	28.506	190	32.188	215	229
4	1:49.125	48.035	174	29.049	189	32.041	216	226	11	1:59.273	48.185	174	28.708	178	42.380	55	226
5	1:48.275	47.881	175	28.362	190	32.032	216	227	12	3:28.873	2:19.537	147	33.889	127	35.447	215	
6	1:48.428	47.744	176	28.520	189	32.164	217	229	13	2:02.045	47.691	176	30.989	139	43.365	57	226
7	1:58.002	47.900	176	28.462	190	41.640	58	229									

Lap	Time	SE1	SP1	SE2	SP2	SE3	SP3	TSP	Lap	Time	SE1	SP1	SE2	SP2	SE3	SP3	TSP
22 Apotheloz, CHE									theoretical besttime: 1:49.708								
1	4:26.591	3:18.540	137	32.793	180	35.258	211		8	2:07.278	49.366	176	29.657	152	48.255	46	228
2	1:54.622	51.609	170	29.424	185	33.589	215	210	9	3:40.051	2:37.523	175	29.475	187	33.053	215	
3	1:52.331	49.671	175	29.534	187	33.126	216	227	10	1:50.004	48.510	175	28.807	190	32.687	215	227
4	1:51.367	49.187	173	29.077	186	33.103	216	226	11	1:49.820	48.320	176	28.806	190	32.694	216	227
5	1:50.698	48.727	174	29.165	190	32.806	216	228	12	1:50.160	48.434	176	29.083	189	32.643	217	227
6	1:50.796	48.899	174	29.309	190	32.588	217	228	13	1:50.334	48.669	175	29.083	190	32.582	217	229
7	1:50.287	48.684	174	28.990	190	32.613	216	228	14	1:50.626	48.675	175	29.145	189	32.806	215	228



ADAC TCR Germany

Sector List Free Practice 2



Provisional

Circuit Zandvoort, Length: 4307m

Air temperature: 23.24°C

Track temperature: 22.69°C

Weather condition: Wet

Reg. Nr.: KNAF 0304.19.255

Friday, August 9, 2019 15:55:00

Lap	Time	SE1	SP1	SE2	SP2	SE3	SP3	TSP	Lap	Time	SE1	SP1	SE2	SP2	SE3	SP3	TSP
23	Steibel, DEU								theoretical besttime: 1:50.352								
1	3:00.909	1:44.358	121	36.323	90	40.228	207		8	2:04.749	49.647	172	29.604	176	45.498	49	225
2	1:55.219	52.200	168	29.638	186	33.381	212	209	9	4:07.610	3:00.051	158	33.125	170	34.434	211	
3	1:51.713	49.474	175	29.366	188	32.873	213	223	10	1:52.622	49.926	173	29.783	188	32.913	216	216
4	1:50.945	49.120	174	29.163	189	32.662	214	225	11	1:51.108	48.948	174	29.336	188	32.824	214	225
5	1:51.527	49.933	174	28.819	189	32.775	214	195	12	1:54.642	49.748	162	30.527	149	34.367	211	222
6	1:50.792	48.871	176	28.969	188	32.952	215	226	13	2:07.620	50.792	141	30.926	158	45.902	50	210
7	1:51.447	49.138	175	29.408	187	32.901	215	226									

27	Coicaud, FRA								theoretical besttime: 1:48.314								
1	2:17.385	1:06.508	127	34.211	142	36.666	171		7	1:48.877	47.976	176	28.420	189	32.481	215	227
2	2:06.562	56.830	145	33.247	175	36.485	173	170	8	2:01.439	47.950	176	28.323	189	45.166	54	226
3	2:16.453	58.723	144	33.073	182	44.657	50	167	9	6:31.527	5:30.111	153	29.181	188	32.235	214	
4	3:43.708	2:38.676	168	29.219	187	35.813	213		10	1:48.472	47.972	176	28.364	188	32.136	213	225
5	1:49.588	48.660	175	28.581	189	32.347	215	223	11	2:02.568	48.045	175	30.083	144	44.440	55	225
6	1:48.330	47.966	176	28.230	189	32.134	215	227	12	2:45.176	1:24.420	138	32.908	149	47.848	51	

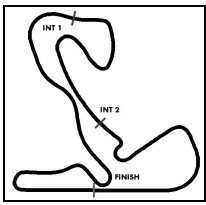
29	Cheah Min Jie, MYS								theoretical besttime: 1:48.335								
1	2:14.463	1:07.058	118	32.976	161	34.429	214		8	1:48.702	47.508	177	28.583	191	32.611	217	229
2	1:51.326	49.431	173	29.207	187	32.688	217	216	9	1:56.295	47.948	177	32.297	104	36.050	217	229
3	1:49.398	48.263	175	28.536	190	32.599	217	228	10	1:49.578	48.053	165	28.941	191	32.584	217	230
4	1:50.084	47.913	178	28.938	188	33.233	216	229	11	2:00.647	47.737	178	28.507	190	44.403	59	229
5	1:48.931	47.681	177	28.822	191	32.428	216	229	12	3:51.300	2:41.761	168	34.011	126	35.528	216	
6	2:04.548	49.078	171	29.087	164	46.383	59	228	13	1:48.917	48.078	178	28.426	190	32.413	216	229
7	5:03.214	4:02.305	174	28.414	191	32.495	216		14	1:59.681	48.672	151	31.412	191	39.597	140	228

42	Niedertscheider, AUT								theoretical besttime: 1:49.779								
1	4:08.807	2:59.752	143	34.451	162	34.604	212		3	1:49.779	48.700	175	28.622	188	32.457	216	222
2	1:51.635	49.751	173	29.040	188	32.844	215	205	4	2:08.598						47	226

53	Halder, DEU								theoretical besttime: 1:49.772								
1	5:02.787	3:50.911	119	36.250	127	35.626	209		6	2:04.572	48.997	172	30.508	150	45.067	48	223
2	1:54.521	51.209	154	29.826	174	33.486	210	188	7	8:28.101	7:23.971	143	30.870	144	33.260	211	
3	1:51.885	49.885	168	29.056	178	32.944	212	210	8	2:01.072	48.814	174	28.923	174	43.335	58	216
4	1:51.806	49.249	172	29.530	183	33.027	212	218	9	3:34.126	2:31.694	154	29.552	179	32.880	211	
5	1:50.789	48.732	173	29.114	179	32.943	214	219	10	1:49.772	48.690	174	28.645	187	32.437	212	220

88	Fugel, DEU								theoretical besttime: 1:48.449								
1	2:36.987	1:30.707	145	31.156	160	35.124	211		8	2:00.447	47.988	177	28.692	187	43.767	56	225
2	1:50.923	48.989	172	28.803	187	33.131	215	222	9	4:50.040	3:47.000	172	29.021	161	34.019	216	
3	1:50.032	48.812	176	28.598	179	32.622	214	225	10	1:48.536	48.033	177	28.288	187	32.215	213	225
4	1:48.979	48.120	176	28.458	186	32.401	215	225	11	1:48.998	48.211	177	28.550	186	32.237	215	223
5	1:49.777	48.216	175	28.908	185	32.653	214	226	12	1:49.685	48.477	175	28.931	187	32.277	215	225
6	1:48.744	48.193	176	28.378	187	32.173	215	225	13	1:49.253	48.160	175	28.811	186	32.282	215	225
7	1:49.275	48.033	176	28.881	186	32.361	215	225	14	2:01.579	48.415	177	28.979	187	44.185	51	227

98	Seyffert, DEU								theoretical besttime: 1:51.006								
1	2:24.097	1:13.710	135	34.584	167	35.803	210		8	1:53.569	49.740	131	30.437	184	33.392	212	224
2	1:56.073	51.396	144	30.859	179	33.818	213	208	9	2:04.804	49.875	173	29.428	184	45.501	45	223
3	1:52.748	49.481	174	29.942	185	33.325	212	223	10	4:21.174	3:13.528	117	32.077	185	35.569	211	
4	1:51.810	48.842	167	29.656	181	33.312	212	225	11	1:55.256	48.729	176	32.571	174	33.956	212	224
5	1:54.183	49.536	162	30.991	183	33.656	212	225	12	1:51.119	48.842	176	29.198	186	33.079	212	224
6	2:07.935	49.439	174	30.146	170	48.350	42	223	13	1:51.524	48.745	177	29.379	186	33.400	212	224
7	4:03.930	3:01.387	175	29.244	185	33.299	212										



ADAC TCR Germany



Sector List Free Practice 2

Provisional

Reg. Nr.: KNAF 0304.19.255

Friday, August 9, 2019 15:55:00

Circuit Zandvoort, Length: 4307m

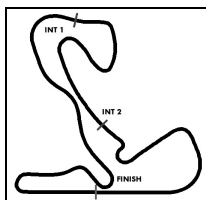
Air temperature: 23.24°C

Track temperature: 22.69°C

Weather condition: Wet

Lap	Time	SE1	SP1	SE2	SP2	SE3	SP3	TSP	Lap	Time	SE1	SP1	SE2	SP2	SE3	SP3	TSP
99 Sandberg, NLD									theoretical besttime: 1:49.361								
1	3:10.755	1:56.118	127	35.817	147	38.820	201		8	5:28.549	4:20.574	153	32.406	156	35.569	208	
2	1:57.485	53.321	162	29.861	179	34.303	212	191	9	1:51.699	49.670	174	28.957	186	33.072	212	219
3	1:52.487	50.476	172	28.885	183	33.126	213	204	10	1:50.566	48.869	175	28.891	190	32.806	212	223
4	1:49.922	48.487	176	28.687	187	32.748	215	224	11	1:50.128	48.792	176	28.684	189	32.652	213	224
5	1:53.620	48.277	173	30.865	124	34.478	213	227	12	2:04.179	53.950	150	34.757	170	35.472	212	212
6	1:49.670	48.482	175	28.553	190	32.635	215	225	13	1:50.346	48.682	176	28.914	188	32.750	214	224
7	2:00.762	48.214	176	28.635	190	43.913	48	226	14	1:51.219	49.713	172	28.912	188	32.594	215	226

Lap	Time	SE1	SP1	SE2	SP2	SE3	SP3	TSP	Lap	Time	SE1	SP1	SE2	SP2	SE3	SP3	TSP
103 Arnold, DEU									theoretical besttime: 1:48.049								
1	3:11.834	1:47.282	117	35.322	127	49.230	57		7	1:49.917	48.536	172	28.740	188	32.641	213	226
2	4:01.764	2:55.390	130	31.327	141	35.047	206		8	1:59.176	48.771	169	29.097	188	41.308	58	226
3	1:53.291	50.438	152	29.589	165	33.264	213	187	9	4:18.445	3:15.652	150	29.621	173	33.172	211	
4	1:51.363	49.399	157	29.123	176	32.841	213	194	10	1:48.484	48.162	173	28.187	189	32.135	215	220
5	1:50.311	48.715	169	28.787	182	32.809	214	220	11	2:03.034	47.727	175	31.167	135	44.140	59	227
6	1:52.192	48.748	168	30.726	160	32.718	214	226	12	3:44.346	2:31.522	152	29.299	187	43.525	56	



ADAC TCR Germany

Top speed list Free Practice 2



Provisional

Reg. Nr.: KNAF 0304.19.255

Friday, August 9, 2019 15:55:00

Circuit Zandvoort, Length: 4307m

Air temperature: 23.24°C

Track temperature: 22.69°C

Weather condition: Wet

#	Name (NAT)	Team	Car name	Speed	Lap	Race time
13	Antti Buri (FIN)	LMS Racing (FIN)	Audi RS 3 LMS SEQ	231.26	5	14:38.868
29	Mitchell Cheah Min Jie (MYS)	VW Team Oettinger	VW Golf GTI TCR SEQ	230.76	10	20:29.888
7	Mike Halder (DEU)	Profi-Car Team Honda ADAC Sachsen	Honda Civic FK7 TCR	230.27	9	18:34.523
19	Max Hesse (DEU)	Hyundai Team Engstler	Hyundai i30 N TCR	229.78	7	12:53.835
22	Julien Apotheloz (CHE)	TOPCAR Sport (CHE)	Cupra TCR SEQ	229.29	13	26:56.954
6	Bradley Burns (GBR)	Team Pyro Motorsport	Honda Civic FK7 TCR	228.32	8	18:46.523
8	Rene Kircher (DEU)	Hella Pagid - Racing One	Audi RS 3 LMS SEQ	228.32	14	29:31.973
27	Theo Coicaud (FRA)	Hyundai Team Engstler	Hyundai i30 N TCR	227.84	6	12:16.654
99	Maurits Sandberg (NLD)	VW Team Oettinger	VW Golf GTI TCR SEQ	227.36	5	8:53.615
1	Harald Proczyk (AUT)	HP Racing International (DEU)	Hyundai i30 N TCR	227.36	9	20:50.550
103	Lance David Arnold (DEU)	Hyundai Team Engstler 2 (DEU)	Hyundai i30 N TCR	227.36	11	24:39.751
88	Dominik Fugel (DEU)	Profi-Car Team Honda ADAC Sachsen	Honda Civic FK7 TCR	227.36	14	27:44.643
23	Sebastian Steibel (DEU)	Steibel Motorsport (DEU)	VW Golf GTI TCR SEQ	226.89	7	12:24.072
98	Jan Seyffert (DEU)	Lubner Motorsport (DEU)	Lada Vesta TCR	225.46	4	6:15.921
53	Michelle Halder (DEU)	Profi-Car Team Halder (DEU)	Honda Civic FK7 TCR	223.14	6	12:34.788
42	Lukas Niedertscheider (AUT)	HP Racing International (DEU)	Hyundai i30 N TCR	222.68	3	6:03.421