

Provisional

Result List

Stewards / Race Management

STEWARD	Harry Stüber
STEWARD	Claus Uebach
STEWARD	Manfred Schulte
RACE DIRECTOR	Christian Vormann
CLERK OF THE COURSE	Michael Bork
TECHNICAL DELEGATE	Adrian Sengpiel
CHIEF TIMEKEEPER	Steffen Ruhl

Weather Start/Finish

AIR	20.6°C
TRACK	20.2°C
CONDITIONS	Dry
PRESSURE	945 hPa
AIR	20.3°C
TRACK	20.2°C
CONDITIONS	Wet
PRESSURE	945 hPa

Track Information

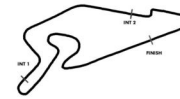
GREEN FLAG	10:35:00
CHEQUERED FLAG	11:05:00
SAFETY CAR PHASE	0
FULL COURSE YELLOW PHASE	0
TRACK NAME	Nürburgring
TRACK LENGTH	3629m
TURN COUNT	11
FASTEST LAP:	#105. MIC - 1:34.250

STARTED: 15 CLASSIFIED: 15 NOT CLASSIFIED: 0 DISQUALIFIED: 0

Nr.	Drivers	Team	Lap	Best Time	Gap	Diff	Kph	Day Time
Cl.	Car	Competitor						
1	105 N.Michelisz(HUN) Hyundai i30 N TCR	Hyundai Team Engstler(DEU) Engstler Motorsport	11	1:34.250			138.6	11:00:34
2	19 A.Bäckman(SWE) Hyundai i30 N TCR	Target Competition ITA(ITA) Target Competition	8	1:34.363	0.113	0.113	138.4	11:00:53
3	7 M.Halder(DEU) Honda Civic FK7 TCR	Profi Car Honda ADAC Sachsen(DEU) ADAC Sachsen e.V.	5	1:34.502	0.252	0.139	138.2	10:43:57
4	97 N.Gruber(AUT) J Hyundai i30 N TCR	Hyundai Team Engstler(DEU) Engstler Motorsport	3	1:34.752	0.502	0.250	137.8	10:42:58
5	2 H.Proczyk(AUT) Hyundai i30 N TCR	HP Racing International(DEU) HP Racing International	5	1:34.763	0.513	0.011	137.8	10:44:37
6	8 R.Kircher(DEU) J VW Golf GTI TCR SEQ	VOLKSWAGEN Team Oettinger(DEU) OETTINGER Sportsystems	8	1:34.890	0.640	0.127	137.6	10:59:37
7	26 J.Bäckman(SWE) Hyundai i30 N TCR	Target Competition ITA(ITA) Target Competition	3	1:34.922	0.672	0.032	137.6	10:40:09
8	88 D.Fugel(DEU) Honda Civic FK7 TCR	Profi Car Honda ADAC Sachsen(DEU) ADAC Sachsen e.V.	5	1:35.244	0.994	0.322	137.1	10:44:04
9	13 A.Buri(FIN) Hyundai i30 N TCR	Hyundai Team Engstler(DEU) Engstler Motorsport	11	1:35.261	1.011	0.017	137.1	11:04:20
10	55 M.Fugel(DEU) J Honda Civic FK7 TCR	Profi Car Team Halder(DEU) ADAC Sachsen e.V.	4	1:35.657	1.407	0.396	136.5	10:42:33
11	98 J.Seyffert(DEU) Hyundai i30 N TCR	HP Racing International(DEU) HP Racing International	10	1:35.781	1.531	0.124	136.3	11:02:21
12	53 M.Halder(DEU) Honda Civic FK7 TCR	Profi Car Team Halder(DEU) Profi Car Team Halder	4	1:35.997	1.747	0.216	136.0	10:42:26
13	51 H.Salminen(FIN) VW Golf GTI TCR SEQ	Positione Motorsport(FIN) Positione Motorsport	4	1:36.096	1.846	0.099	135.9	10:44:39
14	92 D.Tovilavicius(LTU) VW Golf GTI TCR SEQ	SKUBA RACING Team(LTU) SKUBA RACING Team	10	1:36.296	2.046	0.200	135.6	10:59:25
15	21 S.Ladniak(POL) J VW Golf GTI TCR SEQ	GT2 Motorsport(POL) gt2 motorsport s.r.o.	5	1:37.733	3.483	1.437	133.6	10:44:10

Subject to final scrutineering!

Publication time:	Clerk of the Course: Michael Bork	Timekeeper: Steffen Ruhl
-------------------	-----------------------------------	--------------------------



Provisional

Class Result List

Stewards / Race Management

STEWARD	Harry Stüber
STEWARD	Claus Uebach
STEWARD	Manfred Schulte
RACE DIRECTOR	Christian Vormann
CLERK OF THE COURSE	Michael Bork
TECHNICAL DELEGATE	Adrian Sengpiel
CHIEF TIMEKEEPER	Steffen Ruhl

Weather Start/Finish

AIR	20.6°C
TRACK	20.2°C
CONDITIONS	Dry
PRESSURE	945 hPa
AIR	20.3°C
TRACK	20.2°C
CONDITIONS	Wet
PRESSURE	945 hPa

Track Information

GREEN FLAG	10:35:00
CHEQUERED FLAG	11:05:00
SAFETY CAR PHASE	0
FULL COURSE YELLOW PHASE	0
TRACK NAME	Nürburgring
TRACK LENGTH	3629m
TURN COUNT	11
FASTEST LAP:	#105. MIC - 1:34.250

STARTED: 15 CLASSIFIED: 15 NOT CLASSIFIED: 0 DISQUALIFIED: 0

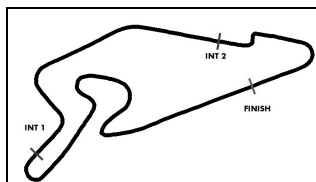
Nr.	Drivers	Team	Lap	Best Time	Gap	Diff	Kph	Day Time
	Car	Competitor						

CLASS: Junior

Started: 4	Classified: 4	Not Classified: 0							
1	97	N.Gruber(AUT) Hyundai i30 N TCR	Hyundai Team Engstler(DEU) Engstler Motorsport	3	1:34.752			137.8	10:42:58
2	8	R.Kircher(DEU) VW Golf GTI TCR SEQ	VOLKSWAGEN Team Oettinger(DEU) OETTINGER Sportsystems	8	1:34.890	0.138	0.138	137.6	10:59:37
3	55	M.Fugel(DEU) Honda Civic FK7 TCR	Profi Car Team Halder(DEU) ADAC Sachsen e.V.	4	1:35.657	0.905	0.767	136.5	10:42:33
4	21	S.Ladniak(POL) VW Golf GTI TCR SEQ	GT2 Motorsport(POL) gt2 motorsport s.r.o.	5	1:37.733	2.981	2.076	133.6	10:44:10

Subject to final scrutineering!

Publication time:	Clerk of the Course: Michael Bork	Timekeeper: Steffen Ruhl
-------------------	-----------------------------------	--------------------------



ADAC TCR Germany

Sector List Free Practice 1

Provisional



Nürburgring, Length: 3629m

Air temperature: 20.31°C

Track temperature: 20.3°C

Weather condition: Wet

DMSB Reg. Nr.: R-11746/20

Friday, August 14, 2020 10:35:00

Lap Id	Time	SE1	SP1	SE2	SP2	SE3	SP3	TSP	Lap Id	Time	SE1	SP1	SE2	SP2	SE3	SP3	TSP
2 Proczyk, AUT(#1)									theoretical besttime: 1:34.763								
1 0	2:22.159	1:24.207	91	29.367	129	28.585	150		8 0	9:02.502	8:14.127	120	24.607	216	23.768	171	
2 0	1:49.234	52.603	119	24.847	216	31.784	48		9 0	1:35.841	48.691	123	23.993	217	23.157	172	
3 0	2:14.604	1:27.391	124	23.997	219	23.216	172		10 0	1:35.363	48.402	122	23.972	218	22.989	172	
4 0	1:36.005	48.715	123	24.087	216	23.203	173		11 0	1:41.629	50.915	101	27.299	213	23.415	171	
5 0	1:34.763	48.027	122	23.855	219	22.881	172		12 0	1:36.299	48.565	123	24.564	218	23.170	172	
6 0	1:36.530	48.863	118	24.435	217	23.232	171		13 0	1:36.087	48.680	121	24.107	219	23.300	173	
7 0	1:50.195	51.700	116	26.196	206	32.299	48										

Lap Id	Time	SE1	SP1	SE2	SP2	SE3	SP3	TSP	Lap Id	Time	SE1	SP1	SE2	SP2	SE3	SP3	TSP
7 Halder, DEU(#1)									theoretical besttime: 1:34.443								
1 0	2:31.278	1:34.732	99	30.827	151	25.719	159		7 0	1:57.057	59.232	110	26.914	196	30.911	57	
2 0	1:41.199	53.280	120	24.857	205	23.062	172		8 0	8:56.704	8:09.887	122	23.910	219	22.907	172	
3 0	1:35.286	48.128	123	23.676	218	23.482	172		9 0	1:39.327	48.355	122	26.112	167	24.860	173	
4 0	1:34.740	48.033	123	23.883	218	22.824	172		10 0	1:35.128	48.217	122	23.756	219	23.155	165	
5 0	1:34.502	48.092	123	23.653	218	22.757	172		11 0	1:37.366	50.572	122	23.901	218	22.893	173	
6 0	1:34.766	48.207	122	23.785	219	22.774	171		12 0	1:39.829	48.197	121	23.809	219	27.823	57	

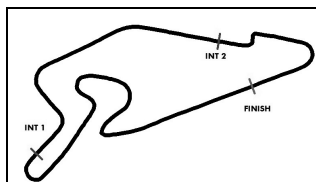
Lap Id	Time	SE1	SP1	SE2	SP2	SE3	SP3	TSP	Lap Id	Time	SE1	SP1	SE2	SP2	SE3	SP3	TSP
8 Kircher, DEU(#1)									theoretical besttime: 1:34.667								
1 0	2:23.331	1:26.820	94	28.863	165	27.648	157		7 0	1:35.178	47.973	122	23.930	218	23.275	171	
2 0	1:52.652	52.709	116	25.299	201	34.644	52		8 0	1:34.890	48.090	121	23.883	217	22.917	172	
3 0	4:12.970	3:12.384	79	36.789	187	23.797	170		9 0	1:34.945	48.050	120	23.917	218	22.978	171	
4 0	1:35.017	48.148	121	23.777	219	23.092	172		10 0	1:35.324	48.281	119	23.960	219	23.083	171	
5 0	1:56.637	52.402	118	27.239	187	36.996	45		11 0	1:43.198	48.810	120	23.995	219	30.393	56	
6 0	9:25.871	8:35.848	118	24.831	216	25.192	171										

Lap Id	Time	SE1	SP1	SE2	SP2	SE3	SP3	TSP	Lap Id	Time	SE1	SP1	SE2	SP2	SE3	SP3	TSP
13 Buri, FIN(#1)									theoretical besttime: 1:35.111								
1 0	2:07.216	1:08.770	115	30.378	140	28.068	111		7 0	5:56.007	5:08.462	120	24.044	215	23.501	170	
2 0	1:48.110	53.657	118	28.311	176	26.142	165		8 0	1:52.895	49.124	120	24.061	215	39.710	53	
3 0	1:53.279	52.747	118	28.582	142	31.950	58		9 0	5:10.606	4:23.524	121	23.946	216	23.136	156	
4 0	3:58.566	3:09.410	118	25.242	208	23.914	170		10 0	1:36.559	49.674	121	23.970	216	22.915	171	
5 0	1:35.676	48.676	115	24.260	214	22.740	170		11 0	1:35.261	48.425	120	23.974	218	22.862	170	
6 0	1:46.098	50.118	117	24.791	216	31.189	49		12		49.037	120	24.096	217			

Lap Id	Time	SE1	SP1	SE2	SP2	SE3	SP3	TSP	Lap Id	Time	SE1	SP1	SE2	SP2	SE3	SP3	TSP
19 Bäckman, SWE(#1)									theoretical besttime: 1:34.326								
1 0	1:57.264	1:05.896	118	26.770	201	24.598	169		7 0	11:51.437	11:02.129	116	25.459	213	23.849	172	
2 0	1:41.804	49.892	122	27.516	195	24.396	171		8 0	1:34.363	47.948	121	23.732	217	22.683	171	
3 0	1:34.899	48.427	118	23.819	217	22.653	171		9 0	1:34.469	47.941	117	23.788	218	22.740	171	
4 0	1:35.098	48.302	119	23.931	219	22.865	170		10 0	1:40.173	48.227	118	23.935	218	28.011	58	
5 0	1:44.651	49.169	116	24.518	216	30.964	58		11		1:41.000	118	24.984	208			
6 0	3:53.895	2:52.469	108	27.449	192	33.977	58										

Lap Id	Time	SE1	SP1	SE2	SP2	SE3	SP3	TSP	Lap Id	Time	SE1	SP1	SE2	SP2	SE3	SP3	TSP
21 Ladniak, POL(#1)									theoretical besttime: 1:37.727								
1 0	2:36.172	1:22.691	58	40.379	197	33.102	168		5 0	1:37.733	49.410	120	24.417	213	23.906	167	
2 0	1:40.146	50.938	120	24.411	215	24.797	170		6 0	1:53.178	49.944	116	28.052	131	35.182	58	
3 0	1:38.210	49.582	122	24.497	213	24.131	169		7		14:08.331	109	28.889	181			
4 0	1:37.890	49.462	118	24.463	213	23.965	168										

Lap Id	Time	SE1	SP1	SE2	SP2	SE3	SP3	TSP	Lap Id	Time	SE1	SP1	SE2	SP2	SE3	SP3	TSP
26 Bäckman, SWE(#1)									theoretical besttime: 1:34.896								
1 0	1:56.198	1:05.305	113	26.453	202	24.440	168		9 0	1:35.671	48.654	122	23.909	217	23.108	172	
2 0	1:38.181	49.609	118	24.517	213	24.055	171		10 0	1:35.737	48.734	121	23.996	217	23.007	173	
3 0	1:34.922	48.112	120	23.865	216	22.945	171		11 0	1:35.932	48.686	120	24.073	217	23.173	172	
4 0	1:35.312	48.440	117	23.953	216	22.919	171		12 0	1:35.777	48.472	121	24.009	218	23.296	172	
5 0	1:46.590	49.325	118	25.475	213	31.790	58		13 0	1:36.852	49.102	118	24.111	219	23.639	172	
6 0	4:22.959	3:16.184	100	30.656	146	36.119	55		14 0	1:35.730	48.503	119	24.093	216	23.134	171	
7 0	3:33.112	2:40.847	116	26.461	191	25.804	169		15 0	1:35.953	48.640	118	24.141	217	23.172	172	
8 0	1:40.207	51.473	119	24.596	216	24.138	172		16 0	1:36.233	48.629	117	24.378	216	23.226	171	



ADAC TCR Germany

Sector List Free Practice 1

Provisional



Nürburgring, Length: 3629m

Air temperature: 20.31°C

Track temperature: 20.3°C

Weather condition: Wet

DMSB Reg. Nr.: R-11746/20

Friday, August 14, 2020 10:35:00

Lap Id	Time	SE1	SP1	SE2	SP2	SE3	SP3	TSP	Lap Id	Time	SE1	SP1	SE2	SP2	SE3	SP3	TSP
51	Salminen, FIN(#1)								theoretical besttime: 1:36.096								
1 0	2:20.625	1:14.374	114	30.501	137	35.750	49		8 0	1:37.251	49.198	118	24.499	214	23.554	170	
2 0	4:04.585	3:15.371	118	24.755	213	24.459	170		9 0	1:37.738	49.394	117	24.422	214	23.922	170	
3 0	1:37.414	48.988	120	24.469	215	23.957	171		10 0	1:38.185	49.316	119	25.033	213	23.836	168	
4 0	1:36.096	48.706	119	24.217	216	23.173	171		11 0	1:37.618	49.211	118	24.802	214	23.605	170	
5 0	1:49.115	51.017	109	25.503	213	32.595	49		12 0	1:37.989	49.073	118	24.695	214	24.221	168	
6 0	7:16.061	6:26.842	117	24.744	215	24.475	168		13 0	1:37.921	49.483	116	24.688	214	23.750	169	
7 0	1:39.479	51.170	117	24.461	214	23.848	170										

53	Halder, DEU(#1)								theoretical besttime: 1:35.951								
1 0	2:32.222	1:36.252	113	30.371	136	25.599	170		9 0	1:38.292	50.260	121	24.468	217	23.564	172	
2 0	1:41.910	53.666	120	24.544	217	23.700	171		10 0	1:37.501	49.686	121	24.161	218	23.654	172	
3 0	1:36.248	48.896	122	24.041	217	23.311	172		11 0	1:37.393	49.449	120	24.350	217	23.594	171	
4 0	1:35.997	48.751	119	24.087	217	23.159	172		12 0	1:36.476	49.017	121	24.178	216	23.281	172	
5 0	1:45.326	49.386	120	24.620	177	31.320	57		13 0	1:37.638	49.074	120	24.117	217	24.447	171	
6 0	5:25.452	4:30.115	110	28.877	185	26.460	168		14 0	1:36.423	48.936	119	24.093	218	23.394	171	
7 0	1:43.893	53.842	119	25.668	210	24.383	170		15 0	1:37.294	49.686	120	24.145	219	23.463	171	
8 0	1:39.377	50.796	122	24.652	217	23.929	171		16 0	1:36.786	49.104	119	24.203	218	23.479	171	

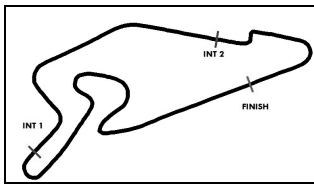
55	Fugel, DEU(#1)								theoretical besttime: 1:35.592								
1 0	2:43.394	1:47.774	100	30.316	181	25.304	167		10 0	1:39.397	51.315	120	24.295	216	23.787	169	
2 0	1:37.867	50.138	120	24.334	214	23.395	168		11 0	1:36.748	49.021	119	24.199	216	23.528	170	
3 0	1:35.830	48.623	121	24.011	216	23.196	168		12 0	1:36.577	48.945	120	24.253	215	23.379	169	
4 0	1:35.657	48.418	121	24.076	216	23.163	170		13 0	1:36.900	48.878	120	24.625	214	23.397	168	
5 0	1:46.593	49.464	122	24.134	206	32.995	58		14 0	1:36.904	48.855	119	24.372	214	23.677	164	
6 0	4:04.056	3:14.291	117	25.320	213	24.445	167		15 0	1:43.161	49.044	119	24.301	215	29.816	169	
7 0	1:41.496	52.595	120	24.679	214	24.222	167		16 0	1:38.027	49.971	119	24.335	216	23.721	168	
8 0	1:38.750	50.426	120	24.512	215	23.812	168		17 0	1:37.171	49.227	120	24.243	215	23.701	168	
9 0	1:37.477	49.732	121	24.353	215	23.392	170										

88	Fugel, DEU(#1)								theoretical besttime: 1:34.862								
1 0	2:38.847	1:39.539	86	35.016	146	24.292	171		8 0	2:50.025	1:24.133	77	43.390	93	42.502	47	
2 0	1:36.277	48.832	122	24.063	217	23.382	172		9 0	4:04.788	3:17.451	122	24.018	216	23.319	171	
3 0	1:38.623	49.083	123	23.937	218	25.603	172		10 0	1:35.271	48.292	121	23.953	216	23.026	169	
4 0	1:35.264	48.599	123	23.796	218	22.869	172		11 0	1:36.088	48.539	121	24.029	215	23.520	170	
5 0	1:35.244	48.197	122	23.852	218	23.195	171		12 0	1:35.723	48.752	120	24.060	216	22.911	170	
6 0	1:57.258	53.128	107	29.728	134	34.402	50		13		48.887	120	24.462	185			
7 0	7:13.015	6:24.235	121	24.332	217	24.448	170										

92	Tovilavicius, LTU(#1)								theoretical besttime: 1:36.296								
1 1	2:13.798	1:15.752	116	30.180	102	27.866	168		8 1	1:37.761	49.856	120	24.326	214	23.579	170	
2 1	1:53.914	54.322	118	26.043	213	33.549	58		9 1	1:36.685	48.841	121	24.383	215	23.461	171	
3 1	4:12.344	3:22.834	121	25.417	215	24.093	171		10 1	1:36.296	48.827	122	24.045	216	23.424	171	
4 1	1:36.780	49.035	122	24.256	215	23.489	170		11 1	1:36.841	49.067	121	24.092	216	23.682	170	
5 1	2:04.741	1:12.756	98	27.445	210	24.540	170		12 1	1:36.564	48.929	120	24.133	216	23.502	170	
6 1	1:57.054	54.514	109	26.437	194	36.103	58		13 1	1:36.650	49.039	120	24.149	216	23.462	170	
7 1	5:36.069	4:47.055	119	25.263	214	23.751	170		14		49.105	120	24.234	216			

97	Gruber, AUT(#1)								theoretical besttime: 1:34.752								
1 0	2:17.245	1:12.992	111	30.291	126	33.962	58		6 0	1:36.885	49.678	119	24.094	214	23.113	170	
2 0	4:06.456	3:17.534	116	24.992	210	23.930	170		7 0	1:36.442	49.299	120	24.118	214	23.025	170	
3 0	1:34.752	47.981	122	23.885	214	22.886	171		8 0	1:36.163	48.963	121	24.127	214	23.073	170	
4 0	1:42.815	49.296	120	24.094	215	29.425	58		9 0	1:43.059	49.039	119	24.242	198	29.778	58	
5 0	8:50.521	8:01.111	120	25.193	210	24.217	169										

98	Seiffert, DEU(#1)								theoretical besttime: 1:35.685								
1 0	2:02.000	1:04.830	111	28.884	175	28.286	166		7 0	1:49.110	51.383	112	26.671	196	31.056	56	
2 0	1:46.967	52.127	117	24.640	214	30.200	56		8 0	11:26.075	10:37.534	119	24.562	212	23.979	168	
3 0	2:15.411	1:26.939	120	24.339	215	24.133	168		9 0	1:35.834	48.759	121	23.974	215	23.101	169	
4 0	1:36.082	48.792	121	24.160	215	23.130	168		10 0	1:35.781	48.748	121	24.020	216	23.013	169	



ADAC TCR Germany

Sector List Free Practice 1

Provisional



Nürburgring, Length: 3629m

Air temperature: 20.31°C

Track temperature: 20.3°C

Weather condition: Wet

DMSB Reg. Nr.: R-11746/20

Friday, August 14, 2020 10:35:00

Lap	Id	Time	SE1	SP1	SE2	SP2	SE3	SP3	TSP	Lap	Id	Time	SE1	SP1	SE2	SP2	SE3	SP3	TSP
5	0	1:35.888	48.698	121	24.139	216	23.051	169		11	0	1:36.478	49.136	120	24.201	216	23.141	168	
6	0	1:38.109	48.956	120	24.371	216	24.782	170		12	0	1:36.635	49.238	120	24.171	216	23.226	168	

105 Michelisz, HUN(#1)

theoretical besttime: 1:34.190

1	0	2:00.381	1:08.164	118	25.806	205	26.411	171		8	0	1:43.291	48.536	122	24.083	206	30.672	58	
2	0	1:35.314	48.370	122	24.118	214	22.826	171		9	0	2:56.381	2:06.666	117	25.142	213	24.573	172	
3	0	1:34.971	48.320	121	23.984	216	22.667	170		10	0	1:34.499	47.756	123	23.908	215	22.835	171	
4	0	1:47.504	48.954	116	24.742	216	33.808	58		11	0	1:34.250	47.816	123	23.771	216	22.663	171	
5	0	3:05.399	2:16.972	109	24.809	213	23.618	171		12	0	1:54.733	55.165	110	26.784	202	32.784	58	
6	0	1:55.125	49.613	101	28.219	172	37.293	48		13	0	2:28.209	1:29.135	107	25.894	212	33.180	58	
7	0	5:47.098	4:58.976	120	24.262	214	23.860	170											