

Provisional

Result List

Stewards / Race Management

STEWARD	Harry Stüber
STEWARD	Claus Uebach
STEWARD	Manfred Schulte
RACE DIRECTOR	Christian Vormann
CLERK OF THE COURSE	Michael Bork
TECHNICAL DELEGATE	Adrian Sengpiel
CHIEF TIMEKEEPER	Steffen Ruhl

Weather Start/Finish

AIR	21.9°C
TRACK	23.4°C
CONDITIONS	Dry
PRESSURE	945 hPa
AIR	21.7°C
TRACK	26.1°C
CONDITIONS	Dry
PRESSURE	945 hPa

Track Information

GREEN FLAG	11:52:36
CHEQUERED FLAG	12:24:49
SAFETY CAR PHASE	1
FULL COURSE YELLOW PHASE	0
TRACK NAME	Nürburgring
TRACK LENGTH	3629m
TURN COUNT	11
TOTAL DISTANCE	68.95km
FASTEST LAP:	#105. MIC - 1:34.981

STARTED: 14 CLASSIFIED: 12 NOT CLASSIFIED: 2 DISQUALIFIED: 1

Nr.	Drivers	Team	Laps	Total Time	Gap	Kph	Lap	Time	Kph
Cl.	Car	Competitor							
1	105 N.Michelisz(HUN) Hyundai i30 N TCR	Hyundai Team Engstler(DEU) Engstler Motorsport	19	32:13.245		130.1	5	1:34.981	137.5
2	19 A.Bäckman(SWE) Hyundai i30 N TCR	Target Competition(ITA) Target Srl	19	32:21.031	7.786	129.6	6	1:35.422	136.9
3	53 M.Halder(DEU) Honda Civic FK7 TCR	Profi Car Team Halder(DEU) Profi Car Team Halder	19	32:23.295	10.050	129.5	6	1:35.564	136.7
4	88 D.Fugel(DEU) Honda Civic FK7 TCR	Profi Car Honda ADAC Sachsen(DEU) ADAC Sachsen e.V.	19	32:26.001	12.756	129.4	5	1:35.934	136.1
5	98 J.Seyffert(DEU) Hyundai i30 N TCR	HP Racing International(DEU) HP Racing International	19	32:32.307	19.062	129.0	6	1:36.045	136.0
6	8 R.Kircher(DEU) J VW Golf GTI TCR SEQ	VOLKSWAGEN Team OETTINGER(DEU) OETTINGER Sportsystems	19	32:33.500	20.255	129.0	6	1:36.066	135.9
7	55 M.Fugel(DEU) J Honda Civic FK7 TCR	Profi Car Team Halder(DEU) ADAC Sachsen e.V.	19	32:39.692	26.447	128.6	5	1:36.075	135.9
8	2 H.Proczyk(AUT) Hyundai i30 N TCR	HP Racing International(DEU) HP Racing International	19	32:42.441	29.196	127.9	4	1:35.249	137.1
9	51 H.Salminen(FIN) VW Golf GTI TCR SEQ	Positione Motorsport(FIN) Positione Motorsport	19	32:49.159	35.914	128.1	5	1:36.116	135.9
10	21 S.Ladniak(POL) J VW Golf GTI TCR SEQ	GT2 Motorsport(POL) gt2 motorsport s.r.o.	19	33:06.286	53.041	127.1	6	1:38.101	133.1
11	92 D.Tovilavicius(LTU) VW Golf GTI TCR SEQ	SKUBA RACING Team(LTU) SKUBA RACING Team	18	31:10.625	1 LAP	128.0	5	1:36.375	135.5
12	13 A.Buri(FIN) Hyundai i30 N TCR	Hyundai Team Engstler(DEU) Engstler Motorsport	17	32:54.742	2LAPS	113.6	4	1:38.196	133.0

Not classified

97 N.Gruber(AUT) J Hyundai i30 N TCR	Hyundai Team Engstler(DEU) Engstler Motorsport	7	13:24.347	12LAPS	116.7	6	1:38.364	132.8
26 J.Bäckman(SWE) Hyundai i30 N TCR	Target Competition(ITA) Target Srl							

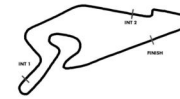
Disqualified

7 M.Halder(DEU) Honda Civic FK7 TCR	Profi Car Honda ADAC Sachsen(DEU) ADAC Sachsen e.V.							
--	--	--	--	--	--	--	--	--

Fastest lap of the race. Car 105 driver Norbert Michelisz on lap 5. Time 1:34.981, average speed 137.5 km/h.

Following stewards decision no. 46 disqualification for car no. 7

Subject to final scrutineering!		
Publication time:	Clerk of the Course: Michael Bork	Timekeeper: Steffen Ruhl



Provisional

Class Result List

Stewards / Race Management

STEWARD	Harry Stüber
STEWARD	Claus Uebach
STEWARD	Manfred Schulte
RACE DIRECTOR	Christian Vormann
CLERK OF THE COURSE	Michael Bork
TECHNICAL DELEGATE	Adrian Sengpiel
CHIEF TIMEKEEPER	Steffen Ruhl

Weather Start/Finish

AIR	21.9°C
TRACK	23.4°C
CONDITIONS	Dry
PRESSURE	945 hPa
AIR	21.7°C
TRACK	26.1°C
CONDITIONS	Dry
PRESSURE	945 hPa

Track Information

GREEN FLAG	11:52:36
CHEQUERED FLAG	12:24:49
SAFETY CAR PHASE	1
FULL COURSE YELLOW PHASE	0
TRACK NAME	Nürburgring
TRACK LENGTH	3629m
TURN COUNT	11
TOTAL DISTANCE	68.95km
FASTEST LAP:	#105. MIC - 1:34.981

STARTED: 14 CLASSIFIED: 12 NOT CLASSIFIED: 2 DISQUALIFIED: 1

Nr.	Drivers	Team	Laps	Total Time	Gap	Kph	Lap	Time	Kph
	Car	Competitor							

CLASS: Junior

Started: 4

Classified: 3

Not Classified: 1

1	8	R.Kircher(DEU)	VOLKSWAGEN Team OETTINGER(DEU)	19	32:33.500		129.0	6	1:36.066	135.9
		VW Golf GTI TCR SEQ	OETTINGER Sportsystems							
2	55	M.Fugel(DEU)	Profi Car Team Halder(DEU)	19	32:39.692	6.192	128.6	5	1:36.075	135.9
		Honda Civic FK7 TCR	ADAC Sachsen e.V.							
3	21	S.Ladniak(POL)	GT2 Motorsport(POL)	19	33:06.286	32.786	127.1	6	1:38.101	133.1
		VW Golf GTI TCR SEQ	gt2 motorsport s.r.o.							

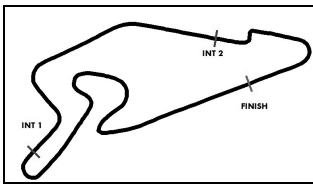
Not classified

97	N.Gruber(AUT)	Hyundai Team Engstler(DEU)	7	13:24.347	12LAPS	116.7	6	1:38.364	132.8
	Hyundai i30 N TCR	Engstler Motorsport							

Fastest lap of the class. Car 8 driver Rene Kircher on lap 6. Time 1:36.066, average speed 135.9 km/h.

Following stewards decision no. 46 disqualification for car no. 7

Subject to final scrutineering!		
Publication time:	Clerk of the Course: Michael Bork	Timekeeper: Steffen Ruhl



ADAC TCR Germany

Lap Chart Race 1

Provisional

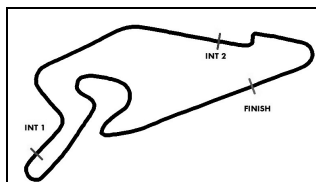


Nürburgring, Length: 3629 m

Saturday, August 15, 2020 11:50:00

LapCha	1	2	3	4	5	6	7	8	9	10	11	12	13	14	15	16	17	18	19	20	21	22	23	24	25	26	27	28	29	30	31	32	33	34	35	36	37	38	39	40	41	42	43	44	45				
LAP 1	2	105	7	19	53	88	98	8	55	97	51	.13	92	21	SC																																		
LAP 2	2	105	7	19	53	88	98	8	55	97	51	92	21	13'																																			
LAP 3	2	105	7	19	53	SC	13'																																										
LAP 3	88	98	8	55	97	51	92	21	13'																																								
LAP 4	2	105	7	19	53	88	98	8	55	51	92	97	21	13'																																			
LAP 5	105	7	19	53	.2	88	98	8	55	51	92	97	21	13'																																			
LAP 6	105	7	19	53	88	98	8	55	51	92	97	21	2	13'																																			
LAP 7	105	7	19	53	88	98	8	55	51	92	21	2	.97	13'																																			
LAP 8	105	7	19	53	88	98	8	55	51	92	21	2	13'																																				
LAP 9	105	7	19	53	88	98	8	55	51	92	2	21	13'																																				
LAP 10	105	7	19	53	88	98	8	55	51	92	2	21	13'																																				
LAP 11	105	7	19	53	88	98	8	55	51	92	2	21	13'																																				
LAP 12	105	7	19	53	88	98	8	55	51	92	2	21	13'																																				
LAP 13	105	7	19	53	88	98	8	55	51	92	2	21	13'																																				
LAP 14	105	7	19	53	88	98	8	55	51	92	2	21	13'																																				
LAP 15	105	7	19	53	88	98	8	55	51	2	92	21	13'																																				
LAP 16	105	7	19	53	88	98	8	55	2	51	92	21	13'																																				
LAP 17	105	7	19	53	88	98	8	55	2	51	92	21																																					
LAP 18	105	7	19	53	88	98	8	55	2	51	92	21																																					
LAP 19	105	7	19	53	88	98	8	55	2	51	21																																						

.- PITSTOP ' - LAPBEHIND



ADAC TCR Germany

Sector List Race 1

Provisional



Nürburgring, Length: 3629m

Air temperature: 21.67°C

Track temperature: 26°C

Weather condition: Dry

DMSB Reg. Nr.: R-11746/20

Saturday, August 15, 2020 11:50:00

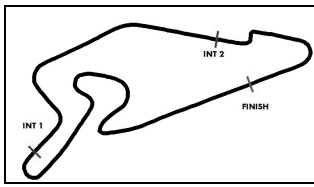
Lap	Id	Time	SE1	SP1	SE2	SP2	SE3	SP3	TSP	Lap	Id	Time	SE1	SP1	SE2	SP2	SE3	SP3	TSP
2 Proczyk, AUT(#1)										theoretical besttime: 1:35.121									
1	0	2:04.878	50.190	123	35.538	102	39.150	86		11	0	1:35.844	48.673	121	24.108	217	23.063	172	
2	0	2:19.650	1:13.600	89	33.571	164	32.479	122		12	0	1:36.532	49.042	119	24.269	217	23.221	173	
3	0	2:12.458	1:08.746	86	33.005	150	30.707	172		13	0	1:36.624	49.143	119	24.258	217	23.223	172	
4	0	1:35.249	48.245	123	24.050	215	22.954	172		14	0	1:36.420	48.999	120	24.259	218	23.162	172	
5	0	1:39.834	48.212	123	23.955	215	27.667	48		15	0	1:36.722	49.064	120	24.267	218	23.391	173	
6	0	1:55.699	1:08.775	122	23.958	217	22.966	172		16	0	1:37.808	49.657	118	24.382	221	23.769	173	
7	0	1:35.738	48.518	122	24.009	217	23.211	173		17	0	1:37.511	49.556	120	24.407	216	23.548	172	
8	0	1:35.565	48.446	121	24.112	217	23.007	173		18	0	1:36.625	49.007	121	24.314	216	23.304	172	
9	0	1:36.449	48.833	121	24.159	218	23.457	173		19	0	1:37.007	49.219	119	24.332	216	23.456	173	
10	0	1:35.828	48.632	120	24.147	216	23.049	172											

7 Halder, DEU(#1)										theoretical besttime: 1:35.354									
1	0	2:06.527	51.353	121	36.350	91	38.824	87		11	0	1:35.880	48.747	120	23.998	217	23.135	171	
2	0	2:20.150	1:13.894	85	34.403	141	31.853	130		12	0	1:36.100	48.819	119	24.128	217	23.153	172	
3	0	2:11.554	1:08.580	84	32.714	148	30.260	172		13	0	1:36.094	48.733	119	24.081	217	23.280	172	
4	0	1:35.556	48.480	121	23.912	218	23.164	172		14	0	1:36.052	48.854	120	24.095	216	23.103	172	
5	0	1:35.622	48.432	120	23.911	218	23.279	172		15	0	1:36.526	48.975	119	24.137	216	23.414	171	
6	0	1:35.453	48.472	121	23.869	217	23.112	172		16	0	1:36.388	49.059	118	24.104	217	23.225	171	
7	0	1:35.537	48.567	121	23.866	217	23.104	171		17	0	1:36.714	49.135	119	24.224	216	23.355	171	
8	0	1:35.811	48.703	120	23.947	217	23.161	172		18	0	1:36.526	48.971	120	24.185	216	23.370	172	
9	0	1:35.757	48.610	119	23.994	216	23.153	172		19	0	1:36.956	49.239	119	24.301	217	23.416	171	
10	0	1:35.692	48.647	120	23.989	217	23.056	171											

8 Kircher, DEU(#1)										theoretical besttime: 1:35.927									
1	0	2:11.559	54.362	120	37.165	92	40.032	90		11	0	1:37.404	49.209	118	24.418	216	23.777	171	
2	0	2:20.828	1:13.613	102	34.437	133	32.778	99		12	0	1:37.409	49.311	118	24.374	217	23.724	171	
3	0	2:08.438	1:06.522	81	33.058	193	28.858	171		13	0	1:37.388	49.424	119	24.507	216	23.457	170	
4	0	1:36.692	49.130	119	24.289	218	23.273	171		14	0	1:37.170	49.193	118	24.462	216	23.515	168	
5	0	1:36.121	48.621	119	24.121	219	23.379	171		15	0	1:37.451	49.278	117	24.467	215	23.706	170	
6	0	1:36.066	48.613	120	24.041	218	23.412	171		16	0	1:37.366	49.363	118	24.433	216	23.570	170	
7	0	1:36.219	48.809	120	24.126	218	23.284	171		17	0	1:37.617	49.452	119	24.461	216	23.704	169	
8	0	1:36.502	48.862	120	24.092	219	23.548	171		18	0	1:37.972	49.810	120	24.622	216	23.540	170	
9	0	1:36.535	48.924	120	24.275	217	23.336	171		19	0	1:38.141	49.441	119	24.678	215	24.022	170	
10	0	1:36.622	48.798	118	24.353	217	23.471	171											

13 Buri, FIN(#1)										theoretical besttime: 1:38.196									
1	0	2:15.624	1:02.776	106	34.957	83	37.891	57		10	0	1:42.309	52.205	99	25.633	212	24.471	170	
2	0	5:33.188	4:43.164	115	25.593	205	24.431	167		11	0	1:41.473	50.532	86	26.693	212	24.248	170	
3	0	1:39.340	50.148	119	24.929	207	24.263	168		12	0	1:41.281	50.373	119	25.071	193	25.837	169	
4	0	1:38.196	49.521	120	24.721	209	23.954	169		13	0	1:40.110	50.932	116	25.008	210	24.170	170	
5	0	1:39.401	50.027	119	25.131	209	24.243	169		14	0	1:39.867	50.385	119	24.898	210	24.584	164	
6	0	1:38.988	50.176	118	24.768	209	24.044	170		15	0	1:43.184	53.547	115	25.198	211	24.439	170	
7	0	1:39.582	50.392	117	24.959	208	24.231	169		16	0	1:39.790	50.405	117	24.930	211	24.455	170	
8	0	1:39.502	50.308	119	24.777	210	24.417	164		17	0	1:40.605	50.800	117	25.132	199	24.673	170	
9	0	1:42.302	52.894	119	25.234	210	24.174	163											

19 Bäckman, SWE(#1)										theoretical besttime: 1:35.354									
1	0	2:07.208	51.636	121	36.907	94	38.665	91		11	0	1:36.427	49.038	119	24.117	219	23.272	173	
2	0	2:20.495	1:14.168	108	34.219	140	32.108	135		12	0	1:36.592	49.125	116	24.240	218	23.227	172	
3	0	2:11.280	1:08.211	78	32.412	146	30.657	171		13	0	1:36.565	49.076	117	24.294	217	23.195	172	
4	0	1:35.993	48.940	121	23.999	217	23.054	173		14	0	1:36.763	49.354	118	24.319	216	23.090	171	
5	0	1:35.631	48.604	121	24.006	218	23.021	173		15	0	1:36.606	49.186	118	24.255	217	23.165	171	
6	0	1:35.422	48.433	120	24.049	219	22.940	173		16	0	1:36.814	49.360	115	24.317	217	23.137	172	
7	0	1:35.705	48.696	117	24.087	218	22.922	173		17	0	1:36.853	49.195	117	24.377	216	23.281	171	
8	0	1:35.991	48.906	119	24.063	217	23.022	173		18	0	1:36.919	49.164	118	24.487	216	23.268	172	
9	0	1:36.058	48.838	118	24.106	217	23.114	173		19	0	1:37.317	49.198	118	24.403	216	23.716	172	
10	0	1:36.392	48.955	119	24.348	218	23.089	171											



ADAC TCR Germany

Sector List Race 1

Provisional



Nürburgring, Length: 3629m

Air temperature: 21.67°C

Track temperature: 26°C

Weather condition: Dry

DMSB Reg. Nr.: R-11746/20

Saturday, August 15, 2020 11:50:00

Lap	Id	Time	SE1	SP1	SE2	SP2	SE3	SP3	TSP	Lap	Id	Time	SE1	SP1	SE2	SP2	SE3	SP3	TSP
21	Ladniak, POL(#1)									theoretical besttime: 1:37.825									
1	0	2:16.883	56.599	118	40.475	85	39.809	85		11	0	1:38.482	49.681	117	24.912	212	23.889	168	
2	0	2:20.507	1:12.789	120	33.468	122	34.250	89		12	0	1:38.685	49.781	116	24.871	212	24.033	169	
3	0	2:06.086	1:05.804	102	32.300	181	27.982	168		13	0	1:38.666	49.915	117	24.799	210	23.952	167	
4	0	1:38.338	49.880	119	24.541	212	23.917	168		14	0	1:38.922	49.965	114	24.884	210	24.073	167	
5	0	1:38.118	49.901	119	24.564	213	23.653	168		15	0	1:39.465	50.304	118	24.915	210	24.246	168	
6	0	1:38.101	49.642	118	24.530	216	23.929	169		16	0	1:39.301	50.206	114	24.988	211	24.107	168	
7	0	1:40.601	51.817	117	24.702	213	24.082	168		17	0	1:39.138	50.106	116	24.936	210	24.096	168	
8	0	1:38.575	49.897	117	24.721	211	23.957	168		18	0	1:40.232	51.141	116	24.968	209	24.123	168	
9	0	1:38.653	49.702	117	24.759	211	24.192	168		19	0	1:39.100	49.904	117	25.035	210	24.161	167	
10	0	1:38.433	49.762	118	24.869	211	23.802	168											

26	Bäckman, SWE(#1)									theoretical besttime:										
1																				

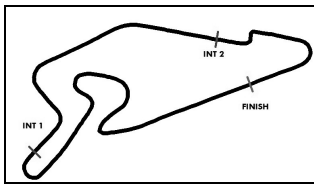
Lap	Id	Time	SE1	SP1	SE2	SP2	SE3	SP3	TSP	Lap	Id	Time	SE1	SP1	SE2	SP2	SE3	SP3	TSP
51	Salminen, FIN(#1)									theoretical besttime: 1:36.116									
1	0	2:14.293	56.040	106	38.254	96	39.999	85		11	0	1:38.151	49.749	115	24.529	214	23.873	170	
2	0	2:20.567	1:13.358	110	33.877	117	33.332	112		12	0	1:37.681	49.433	117	24.487	213	23.761	172	
3	0	2:07.377	1:06.175	93	33.474	186	27.728	171		13	0	1:37.982	49.470	117	24.714	213	23.798	170	
4	0	1:36.596	48.787	119	24.385	214	23.424	171		14	0	1:38.752	49.837	117	24.820	215	24.095	170	
5	0	1:36.116	48.648	120	24.142	216	23.326	171		15	0	1:38.316	49.712	113	24.712	213	23.892	171	
6	0	1:36.532	48.837	118	24.302	216	23.393	171		16	0	1:39.685	50.076	116	24.648	214	24.961	170	
7	0	1:37.266	49.366	117	24.336	215	23.564	171		17	0	1:38.289	49.647	117	24.869	213	23.773	171	
8	0	1:37.403	49.300	119	24.447	215	23.656	171		18	0	1:39.399	49.961	113	25.037	212	24.401	170	
9	0	1:37.874	49.457	117	24.556	214	23.861	171		19	0	1:39.010	49.936	114	24.916	212	24.158	170	
10	0	1:37.870	49.454	118	24.540	214	23.876	171											

Lap	Id	Time	SE1	SP1	SE2	SP2	SE3	SP3	TSP	Lap	Id	Time	SE1	SP1	SE2	SP2	SE3	SP3	TSP
53	Halder, DEU(#1)									theoretical besttime: 1:35.506									
1	0	2:07.850	52.657	122	36.395	88	38.798	93		11	0	1:36.345	48.910	121	24.080	218	23.355	171	
2	0	2:20.659	1:14.473	106	34.346	133	31.840	121		12	0	1:36.735	49.150	120	24.182	217	23.403	172	
3	0	2:11.154	1:07.790	84	32.673	160	30.691	172		13	0	1:36.631	49.080	120	24.188	216	23.363	172	
4	0	1:36.119	48.986	122	24.039	215	23.094	172		14	0	1:36.668	49.082	120	24.216	216	23.370	171	
5	0	1:35.756	48.599	122	24.010	217	23.147	172		15	0	1:36.707	49.120	120	24.273	216	23.314	171	
6	0	1:35.564	48.508	121	23.904	217	23.152	172		16	0	1:36.822	49.235	120	24.232	217	23.355	171	
7	0	1:35.729	48.533	122	24.012	217	23.184	172		17	0	1:37.174	49.415	119	24.312	216	23.447	170	
8	0	1:35.997	48.693	121	24.032	217	23.272	172		18	0	1:37.689	49.623	119	24.335	214	23.731	171	
9	0	1:35.970	48.629	122	24.057	216	23.284	173		19	0	1:37.420	49.463	119	24.408	216	23.549	165	
10	0	1:36.306	48.970	121	24.015	217	23.321	171											

Lap	Id	Time	SE1	SP1	SE2	SP2	SE3	SP3	TSP	Lap	Id	Time	SE1	SP1	SE2	SP2	SE3	SP3	TSP
55	Fugel, DEU(#1)									theoretical besttime: 1:36.075									
1	0	2:12.311	54.716	120	37.545	98	40.050	89		11	0	1:37.562	49.503	117	24.480	213	23.579	169	
2	0	2:20.655	1:13.347	101	34.665	123	32.643	104		12	0	1:37.101	49.187	118	24.499	214	23.415	170	
3	0	2:08.337	1:06.668	73	33.010	192	28.659	170		13	0	1:37.487	49.414	117	24.423	214	23.650	169	
4	0	1:36.866	49.152	120	24.267	215	23.447	170		14	0	1:38.072	49.488	118	24.527	213	24.057	170	
5	0	1:36.075	48.717	120	24.124	216	23.234	169		15	0	1:37.987	49.741	118	24.544	213	23.702	169	
6	0	1:36.568	48.868	119	24.227	215	23.473	169		16	0	1:38.001	49.775	117	24.529	213	23.697	169	
7	0	1:36.778	49.290	119	24.175	214	23.313	170		17	0	1:38.019	49.694	117	24.668	212	23.657	168	
8	0	1:37.565	49.487	119	24.268	214	23.810	169		18	0	1:37.726	49.483	116	24.632	212	23.611	169	
9	0	1:36.928	49.162	119	24.307	213	23.459	169		19	0	1:38.100	49.658	118	24.711	213	23.731	170	
10	0	1:37.554	49.368	120	24.543	213	23.643	165											

Lap	Id	Time	SE1	SP1	SE2	SP2	SE3	SP3	TSP	Lap	Id	Time	SE1	SP1	SE2	SP2	SE3	SP3	TSP
88	Fugel, DEU(#1)									theoretical besttime: 1:35.790									
1	0	2:09.506	52.964	121	36.891	92	39.651	96		11	0	1:36.405	48.846	121	24.205	216	23.354	172	
2	0	2:20.086	1:14.032	89	34.227	125	31.827	129		12	0	1:36.734	48.980	121	24.245	216	23.509	172	
3	0	2:10.562	1:07.772	71	32.737	161	30.053	172		13	0	1:37.060	49.090	119	24.404	216	23.566	172	
4	0	1:36.371	48.911	121	24.019	216	23.441	172		14	0	1:37.378	49.384	120	24.405	215	23.589	172	
5	0	1:35.934	48.541	121	24.061	217	23.332	173		15	0	1:36.977	49.112	121	24.289	216	23.576	172	
6	0	1:36.040	48.713	121	24.072	217	23.255	172		16	0	1:36.989	49.262	120	24.320	216	23.407	172	
7	0	1:36.047	48.670	120	24.085	217	23.292	172		17	0	1:37.006	49.181	120	24.344	215	23.481	172	
8	0	1:36.206	48.775	120	24.154	216	23.277	172		18	0	1:37.017	49.125	120	24.365	216	23.527	172	
9	0	1:36.123	48.630	120	24.263	216	23.230	172		19	0	1:37.263	49.362	120	24.388	216	23.513	162	





ADAC TCR Germany

Sector List Race 1

Provisional



Nürburgring, Length: 3629m

Air temperature: 21.67°C

Track temperature: 26°C

Weather condition: Dry

DMSB Reg. Nr.: R-11746/20

Saturday, August 15, 2020 11:50:00

Lap	Id	Time	SE1	SP1	SE2	SP2	SE3	SP3	TSP	Lap	Id	Time	SE1	SP1	SE2	SP2	SE3	SP3	TSP
10	0	1:36.297	48.734	120	24.226	216	23.337	172											

92 Tovilavicius, LTU(#1)

theoretical besttime: 1:36.338

1	1	2:15.950	56.214	104	39.507	83	40.229	84		11	1	1:38.185	49.736	116	24.690	216	23.759	170
2	1	2:20.246	1:12.699	115	33.737	114	33.810	96		12	1	1:37.782	49.580	118	24.512	216	23.690	171
3	1	2:06.475	1:05.917	105	32.994	185	27.564	173		13	1	1:37.852	49.650	117	24.533	215	23.669	170
4	1	1:36.734	49.122	121	24.118	216	23.494	172		14	1	1:39.240	49.799	115	24.554	214	24.887	169
5	1	1:36.375	48.810	120	24.155	216	23.410	172		15	1	1:38.986	49.912	115	25.006	210	24.068	169
6	1	1:36.678	49.018	119	24.173	218	23.487	171		16	1	1:38.612	49.924	118	24.856	213	23.832	168
7	1	1:36.875	49.012	118	24.211	217	23.652	172		17	1	1:38.980	50.255	116	24.952	211	23.773	168
8	1	1:37.312	49.180	119	24.349	217	23.783	171		18	1	1:38.660	49.914	116	24.851	213	23.895	168
9	1	1:37.630	49.351	118	24.400	216	23.879	171		19			49.994	114	26.808	144		
10	1	1:38.053	49.627	116	24.483	215	23.943	169										

97 Gruber, AUT(#1)

theoretical besttime: 1:37.938

1	0	2:13.158	55.350	115	37.770	92	40.038	85		5	0	1:38.369	49.923	120	24.939	209	23.507	169
2	0	2:20.642	1:13.217	116	34.639	115	32.786	110		6	0	1:38.364	49.725	116	24.943	210	23.696	165
3	0	2:08.260	1:06.546	75	33.551	188	28.163	170		7	0	1:46.905	51.626	115	25.199	204	30.080	58
4	0	1:38.649	50.324	117	24.706	211	23.619	168										

98 Seyffert, DEU(#1)

theoretical besttime: 1:35.941

1	0	2:10.363	53.609	119	37.011	95	39.743	92		11	0	1:37.533	49.320	119	24.563	216	23.650	171
2	0	2:20.589	1:13.958	98	34.067	126	32.564	115		12	0	1:37.479	49.306	119	24.573	217	23.600	171
3	0	2:09.630	1:07.165	76	33.070	181	29.395	172		13	0	1:37.095	49.193	119	24.512	215	23.390	171
4	0	1:36.498	49.133	120	24.170	216	23.195	172		14	0	1:37.102	49.205	118	24.600	214	23.297	171
5	0	1:36.053	48.782	120	24.155	218	23.116	172		15	0	1:37.536	49.455	118	24.535	215	23.546	171
6	0	1:36.045	48.734	119	24.259	219	23.052	173		16	0	1:37.432	49.365	119	24.606	215	23.461	171
7	0	1:36.165	48.775	120	24.220	217	23.170	173		17	0	1:37.597	49.416	118	24.654	214	23.527	171
8	0	1:36.453	48.877	121	24.337	217	23.239	173		18	0	1:37.504	49.436	119	24.548	214	23.520	171
9	0	1:36.452	48.842	120	24.348	216	23.262	172		19	0	1:37.946	49.401	120	24.541	214	24.004	169
10	0	1:36.835	49.046	119	24.397	216	23.392	171										

105 Michelisz, HUN(#1)

theoretical besttime: 1:34.829

1	0	2:05.755	50.624	119	36.336	98	38.795	86		11	0	1:35.679	48.502	120	24.226	214	22.951	170
2	0	2:20.069	1:13.670	81	34.336	147	32.063	125		12	0	1:35.997	48.744	120	24.219	214	23.034	171
3	0	2:12.060	1:08.250	92	33.412	144	30.398	170		13	0	1:36.191	48.923	121	24.318	214	22.950	171
4	0	1:35.402	48.426	121	24.089	214	22.887	171		14	0	1:35.797	48.573	120	24.303	214	22.921	171
5	0	1:34.981	48.038	121	24.065	216	22.878	171		15	0	1:36.432	48.915	119	24.399	213	23.118	170
6	0	1:35.038	48.199	120	24.113	214	22.726	171		16	0	1:36.604	48.962	119	24.388	213	23.254	171
7	0	1:35.071	48.190	122	24.074	214	22.807	171		17	0	1:36.914	48.941	118	24.549	213	23.424	169
8	0	1:35.339	48.319	120	24.160	214	22.860	170		18	0	1:36.807	49.033	119	24.402	213	23.372	170
9	0	1:35.550	48.435	121	24.218	214	22.897	171		19	0	1:37.782	49.438	118	24.726	212	23.618	165
10	0	1:35.777	48.509	120	24.231	215	23.037	171										