

## Race 1 Red Bull Ring



Reg. Nr.: AMF CR 18/2020

Amended  
17.10.2020 - 20:19

### Provisional

### Result List

#### Stewards / Race Management

STEWARD	Matthias Heinz
STEWARD	Wilhelm Singer
STEWARD	Johannes Maisel
RACE DIRECTOR	Christian Vormann
CLERK OF THE COURSE	Andy Meklau
TECHNICAL DELEGATE	Lars Altseimer
CHIEF TIMEKEEPER	Daniel Schulze

#### Weather Start/Finish

AIR	11.1°C
TRACK	11.8°C
CONDITIONS	Dry
PRESSURE	935 hPa
AIR	10.2°C
TRACK	9.1°C
CONDITIONS	Dry
PRESSURE	935 hPa

#### Track Information

GREEN FLAG	17:16:55
CHEQUERED FLAG	17:49:56
SAFETY CAR PHASE	0
FULL COURSE YELLOW PHASE	0
TRACK NAME	Red Bull Ring
TRACK LENGTH	4318m
TURN COUNT	10
TOTAL DISTANCE	86.36km
FASTEST LAP:	#2. PRO - 1:38.304

STARTED: 15 CLASSIFIED: 14 NOT CLASSIFIED: 1 DISQUALIFIED: 0

Nr.	Drivers	Team	Laps	Total Time	Gap	Kph	Lap	Time	Kph
Cl.	Car	Competitor							
1	2 H.Proczyk(AUT) Hyundai i30 N TCR	HP Racing International(DEU) HP Racing International	20	33:02.845		157.2	4	1:38.304	158.1
2	29 M.Cheah Min Jie(MYS) Hyundai i30 N TCR	Hyundai Team Engstler(DEU) Engstler Motorsport	20	33:11.931	9.086	156.5	8	1:38.609	157.6
3	102 P.Simon(DEU) Hyundai i30 N TCR	Hyundai Team Engstler(DEU) Engstler Motorsport	20	33:15.030	12.185	156.3	5	1:38.594	157.6
4	98 J.Seyffert(DEU) Hyundai i30 N TCR	HP Racing International(DEU) HP Racing International	20	33:19.618	16.773	155.9	7	1:38.706	157.4
5	13 A.Buri(FIN) Hyundai i30 N TCR	Hyundai Team Engstler(DEU) Engstler Motorsport	20	33:31.950	29.105	157.2	16	1:38.632	157.6
6	55 M.Fugel(DEU) J Honda Civic FK7 TCR	Honda ADAC Sachsen(DEU) ADAC Sachsen e.V.	20	33:34.557	31.712	154.9	15	1:39.650	155.9
7	17 A.Legutko(POL) J Honda Civic FK2 TCR	Albert Legutko Racing(POL) ADAC Berlin-Brandenburg e.V.	20	33:35.442	32.597	154.7	5	1:39.643	156.0
8	8 R.Kircher(DEU) J VW Golf GTI TCR SEQ	VOLKSWAGEN Team OETTINGER(DEU) OETTINGER Sportsystems	20	33:37.004	34.159	154.8	5	1:39.684	155.9
9	92 D.Tovilavicius(LTU) VW Golf GTI TCR SEQ	SKUBA RACING Team(LTU) SKUBA RACING Team	20	33:37.619	34.774	154.7	4	1:39.460	156.2
10	21 S.Ladniak(POL) J VW Golf GTI TCR SEQ	GT2 Motorsport(CZE) gt2 motorsport s.r.o.	20	33:39.210	36.365	154.5	5	1:39.778	155.7
11	24 F.Wimmer(AUT) Cupra Leon Competicion TCR	Wimmer Werk Motorsport(AUT) Team Wimmer Werk Motorsport	20	33:44.636	41.791	154.0	5	1:39.675	155.9
12	99 C.Voithofer(AUT) Cupra Leon Competicion TCR	Wimmer Werk Motorsport(AUT) Team Wimmer Werk Motorsport	20	34:39.088	1:36.243	150.3	17	1:40.566	154.5
13	56 G.Benninger(AUT) Cupra Leon Competicion TCR	Wimmer Werk Motorsport(AUT) Team Wimmer Werk Motorsport	17	28:42.951	3LAPS	154.2	4	1:40.343	154.9
14	88 D.Fugel(DEU) Honda Civic FK7 TCR	Honda ADAC Sachsen(DEU) ADAC Sachsen e.V.	17	34:55.592	3LAPS	125.0	5	1:38.522	157.7

#### Not classified

23 S.Soubek(AUT) Audi RS 3 LMS TCR	MAIR Racing Osttirol(AUT) Sandro Soubek	1	1:46.600	19LAPS
---------------------------------------	--	---	----------	--------

Fastest lap of the race. Car 2 driver Harald Proczyk on lap 4. Time 1:38.304, average speed 158.1 km/h.

Following stewards decision no. 124 drive trough penalty converted into a time penalty of 30 seconds for car no. 13

Subject to final scrutineering!		
Publication time:	Clerk of the Course: Andy Meklau	Timekeeper: Daniel Schulze

## Race 1 Red Bull Ring



Reg. Nr.: AMF CR 18/2020

### Provisional

### Class Result List

#### Stewards / Race Management

STEWARD	Matthias Heinz
STEWARD	Wilhelm Singer
STEWARD	Johannes Maisel
RACE DIRECTOR	Christian Vormann
CLERK OF THE COURSE	Andy Meklau
TECHNICAL DELEGATE	Lars Altseimer
CHIEF TIMEKEEPER	Daniel Schulze

#### Weather Start/Finish

AIR	11.1°C
TRACK	11.8°C
CONDITIONS	Dry
PRESSURE	935 hPa
AIR	10.2°C
TRACK	9.1°C
CONDITIONS	Dry
PRESSURE	935 hPa

#### Track Information

GREEN FLAG	17:16:55
CHEQUERED FLAG	17:49:56
SAFETY CAR PHASE	0
FULL COURSE YELLOW PHASE	0
TRACK NAME	Red Bull Ring
TRACK LENGTH	4318m
TURN COUNT	10
TOTAL DISTANCE	86.36km
FASTEST LAP:	#2. PRO - 1:38.304

STARTED: 15 CLASSIFIED: 14 NOT CLASSIFIED: 1 DISQUALIFIED: 0

Nr.	Drivers	Team	Laps	Total Time	Gap	Kph	Lap	Time	Kph
	Car	Competitor							

#### CLASS: Junior

Started: 4      Classified: 4      Not Classified: 0

1	55	M.Fugel(DEU)	Honda ADAC Sachsen(DEU)	20	33:34.557		154.9	15	1:39.650	155.9
		Honda Civic FK7 TCR	ADAC Sachsen e.V.							
2	17	A.Legutko(POL)	Albert Legutko Racing(POL)	20	33:35.442	0.885	154.7	5	1:39.643	156.0
		Honda Civic FK2 TCR	ADAC Berlin-Brandenburg e.V.							
3	8	R.Kircher(DEU)	VOLKSWAGEN Team OETTINGER(DEU)	20	33:37.004	2.447	154.8	5	1:39.684	155.9
		VW Golf GTI TCR SEQ	OETTINGER Sportsystems							
4	21	S.Ladniak(POL)	GT2 Motorsport(CZE)	20	33:39.210	4.653	154.5	5	1:39.778	155.7
		VW Golf GTI TCR SEQ	gt2 motorsport s.r.o.							

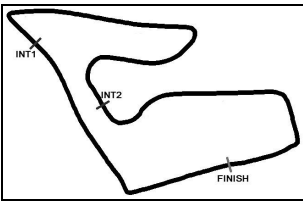
Fastest lap of the class. Car 17 driver Albert Legutko on lap 5. Time 1:39.643, average speed 156.0 km/h.

Subject to final scrutineering!

Publication time:

Clerk of the Course: Andy Meklau

Timekeeper: Daniel Schulze



# ADAC TCR Germany

## Lap Chart Race 1

Provisional

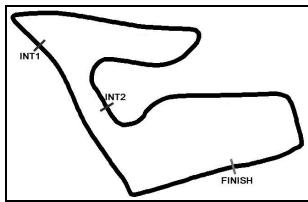


Red Bull Ring, Length: 4318 m

Saturday, October 17, 2020 17:15:00

LapCha	1	2	3	4	5	6	7	8	9	10	11	12	13	14	15	16	17	18	19	20	21	22	23	24	25	26	27	28	29	30	31	32	33	34	35	36	37	38	39	40	41	42	43	44	45										
LAP 1	13	2	29	98	102	23	17	88	24	21	55	8	92	56	99																																								
LAP 2	13	2	29	98	102	88	17	21	24	55	8	92	56	99																																									
LAP 3	13	29	2	98	102	88	17	21	55	8	24	92	56	99																																									
LAP 4	13	2	29	98	88	102	17	21	55	8	92	24	56	99																																									
LAP 5	13	2	29	98	88	102	17	21	55	8	92	24	56	99																																									
LAP 6	13	2	29	98	88	102	17	21	55	8	92	24	56	99																																									
LAP 7	13	2	29	98	88	102	17	21	55	8	92	24	56	99																																									
LAP 8	13	2	29	98	88	102	17	21	55	8	92	24	56	99																																									
LAP 9	13	2	29	98	88	102	17	21	55	8	92	24	56	99																																									
LAP 10	13	2	29	98	102	17	21	55	8	92	24	56	88	99																																									
LAP 11	13	2	29	98	102	17	21	55	8	92	24	56	99	88'																																									
LAP 12	13	2	29	98	102	17	21	55	8	92	24	56	99	88'																																									
LAP 13	13	2	29	102	98	17	55	21	8	92	24	56	99	88'																																									
LAP 14	13	2	29	102	98	17	55	21	8	92	24	56	99	88'																																									
LAP 15	13	2	29	102	98	17	55	21	8	92	24	56	99	88'																																									
LAP 16	13	2	29	102	98	17	55	21	8	92	24	56	99	88'																																									
LAP 17	13	2	29	102	98	55	17	8	92	21	24	56	99	88'																																									
LAP 18	13	2	29	102	98	55	17	8	92	21	24	99																																											
LAP 19	13	2	29	102	98	55	17	8	92	21	24	99																																											
LAP 20	13	2	29	102	98	55	17	8	92	21	24	99																																											

.- PITSTOP ' - LAPBEHIND



# ADAC TCR Germany

## Sector List Race 1

Provisional



Red Bull Ring, Length: 4318m  
 Air temperature: 10.18°C  
 Track temperature: 12.5°C  
 Weather condition: Dry

Reg. Nr.: AMF CR 18/2020

Saturday, October 17, 2020 17:15:00

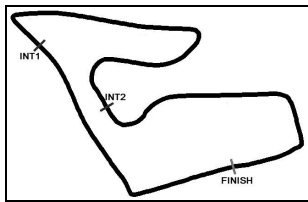
Lap Id	Time	SE1	SP1	SE2	SP2	SE3	SP3	TSP	Lap Id	Time	SE1	SP1	SE2	SP2	SE3	SP3	TSP
<b>2 Proczyk, AUT(#1)</b>									<b>theoretical besttime: 1:38.304</b>								
1	0	1:44.330	29.679	208	44.205	147	30.446	190	11	0	1:38.808	24.862	215	43.448	152	30.498	190
2	0	1:39.458	25.040	213	43.878	148	30.540	190	12	0	1:38.854	24.875	215	43.494	150	30.485	189
3	0	1:41.165	24.867	214	44.133	152	32.165	190	13	0	1:38.673	24.897	215	43.340	154	30.436	190
4	0	<b>1:38.304</b>	<b>24.722</b>	214	<b>43.263</b>	152	<b>30.319</b>	189	14	0	1:38.650	24.803	216	43.419	151	30.428	190
5	0	1:38.783	24.945	214	43.348	146	30.490	190	15	0	1:38.569	24.875	216	43.313	154	30.381	190
6	0	1:38.753	24.880	214	43.373	150	30.500	189	16	0	1:38.688	24.759	216	43.424	154	30.505	190
7	0	1:38.852	24.970	214	43.409	154	30.473	189	17	0	1:38.535	24.752	216	43.362	155	30.421	190
8	0	1:39.045	24.943	215	43.588	152	30.514	190	18	0	1:38.522	24.732	217	43.448	152	30.342	191
9	0	1:38.583	24.818	215	43.389	150	30.376	190	19	0	1:38.752	24.757	216	43.539	149	30.456	190
10	0	1:38.696	24.852	214	43.307	149	30.537	190	20	0	1:38.825	24.756	215	43.453	150	30.616	190

<b>8 Kircher, DEU(#1)</b>									<b>theoretical besttime: 1:39.338</b>								
1	0	1:49.072	31.586	199	45.796	140	31.690	<b>190</b>	11	0	1:40.274	25.259	213	44.455	142	30.560	188
2	0	1:40.643	25.215	214	44.815	144	30.613	189	12	0	1:40.972	25.143	213	44.755	141	31.074	189
3	0	1:39.992	25.155	215	44.344	144	30.493	189	13	0	1:42.212	26.125	210	44.757	136	31.330	186
4	0	1:39.969	24.991	<b>215</b>	44.514	141	30.464	189	14	0	1:41.077	25.183	215	<b>44.168</b>	<b>143</b>	31.726	187
5	0	<b>1:39.684</b>	<b>24.809</b>	213	44.469	142	30.406	189	15	0	1:40.102	25.261	213	44.240	145	30.601	188
6	0	1:39.915	25.059	214	44.495	142	<b>30.361</b>	189	16	0	1:40.207	25.360	213	44.256	142	30.591	189
7	0	1:40.227	25.389	213	44.353	144	30.485	189	17	0	1:40.970	25.261	213	44.537	140	31.172	188
8	0	1:40.080	25.221	213	44.191	142	30.668	187	18	0	1:40.418	25.047	212	44.839	142	30.532	189
9	0	1:40.433	25.176	215	44.784	142	30.473	188	19	0	1:40.158	25.086	212	44.529	141	30.543	189
10	0	1:40.330	25.346	213	44.344	143	30.640	188	20	0	1:40.269	25.058	213	44.594	142	30.617	189

<b>13 Buri, FIN(#1)</b>									<b>theoretical besttime: 1:38.458</b>								
1	0	1:44.018	29.561	209	43.905	150	30.552	187	11	0	1:38.637	25.025	210	43.312	147	30.300	188
2	0	1:39.423	25.211	208	43.748	147	30.464	<b>189</b>	12	0	1:38.714	25.017	210	43.393	149	30.304	188
3	0	1:39.233	25.104	209	43.798	<b>152</b>	30.331	189	13	0	1:38.737	25.019	210	43.435	149	30.283	188
4	0	1:38.786	25.056	209	43.405	145	30.325	189	14	0	1:38.903	25.064	210	43.487	149	30.352	188
5	0	1:38.945	25.087	209	43.457	147	30.401	188	15	0	1:38.676	25.013	211	43.357	147	30.306	188
6	0	1:38.842	25.118	209	43.361	145	30.363	188	16	0	<b>1:38.632</b>	25.030	210	43.358	145	<b>30.244</b>	<b>188</b>
7	0	1:38.745	25.047	209	43.380	148	30.318	188	17	0	1:38.848	25.061	210	43.449	149	30.338	188
8	0	1:38.738	25.088	210	43.331	146	30.319	188	18	0	1:38.706	25.080	211	43.306	150	30.320	189
9	0	1:39.001	25.083	210	43.565	148	30.353	188	19	0	1:38.850	25.054	211	43.366	143	30.430	188
10	0	1:38.816	25.110	209	43.416	145	30.290	188	20	0	1:38.700	<b>24.948</b>	<b>211</b>	<b>43.266</b>	<b>146</b>	30.486	188

<b>17 Legutko, POL(#1)</b>									<b>theoretical besttime: 1:39.514</b>								
1	0	1:47.108	31.343	200	45.110	139	<b>30.655</b>	<b>187</b>	11	0	1:40.423	25.431	210	43.985	142	31.007	185
2	0	1:40.716	25.852	<b>212</b>	44.126	140	30.738	186	12	0	1:40.975	25.688	210	44.320	146	30.967	186
3	0	1:40.322	25.287	211	43.731	143	31.304	186	13	0	1:40.551	25.421	210	43.815	140	31.315	186
4	0	1:39.700	<b>25.207</b>	211	<b>43.652</b>	142	30.841	186	14	0	1:40.172	25.378	210	43.828	142	30.966	185
5	0	<b>1:39.643</b>	25.279	211	43.673	143	30.691	186	15	0	1:40.132	25.487	210	43.849	142	30.796	186
6	0	1:40.241	25.405	211	43.993	141	30.843	186	16	0	1:40.427	25.428	210	43.979	140	31.020	187
7	0	1:40.095	25.274	211	43.901	141	30.920	185	17	0	1:41.943	25.436	210	44.497	138	32.010	183
8	0	1:40.226	25.386	211	43.950	139	30.890	186	18	0	1:40.910	25.614	212	44.451	138	30.845	186
9	0	1:40.422	25.553	210	43.936	141	30.933	186	19	0	1:40.623	25.267	211	44.488	147	30.868	187
10	0	1:40.329	25.470	210	43.883	144	30.976	186	20	0	1:40.484	25.274	211	44.219	145	30.991	186

<b>21 Ladniak, POL(#1)</b>									<b>theoretical besttime: 1:39.707</b>								
1	0	1:48.270	31.761	207	45.530	137	30.979	189	11	0	1:40.162	25.212	213	44.096	142	30.854	189
2	0	1:40.580	25.349	213	44.326	138	30.905	188	12	0	1:41.651	25.391	214	44.545	141	31.715	181
3	0	1:40.039	25.261	211	44.213	142	30.565	189	13	0	1:42.011	25.821	214	44.732	141	31.458	188
4	0	1:39.921	<b>25.104</b>	212	44.299	140	<b>30.518</b>	190	14	0	1:40.798	25.180	213	44.265	142	31.353	188
5	0	<b>1:39.778</b>	25.106	212	<b>44.085</b>	138	30.587	188	15	0	1:40.482	25.239	212	44.467	138	30.776	189
6	0	1:39.968	25.157	213	44.255	133	30.556	190	16	0	1:40.289	25.240	211	44.344	142	30.705	189
7	0	1:40.171	25.159	213	44.254	137	30.758	190	17	0	1:41.896	25.237	211	44.460	136	32.199	182
8	0	1:40.028	25.221	213	44.155	140	30.652	189	18	0	1:40.864	25.450	214	44.654	131	30.760	189
9	0	1:40.369	25.257	<b>214</b>	44.339	136	30.773	189	19	0	1:40.817	25.209	213	44.608	135	31.000	190
10	0	1:40.427	25.170	213	44.368	142	30.889	190	20	0	1:40.689	25.269	213	44.542	136	30.878	189



# ADAC TCR Germany

## Sector List Race 1



Provisional

Reg. Nr.: AMF CR 18/2020

Saturday, October 17, 2020 17:15:00

Red Bull Ring, Length: 4318m  
 Air temperature: 10.18°C  
 Track temperature: 12.5°C  
 Weather condition: Dry

Lap Id	Time	SE1	SP1	SE2	SP2	SE3	SP3	TSP	Lap Id	Time	SE1	SP1	SE2	SP2	SE3	SP3	TSP
<b>23</b>	Soubek, AUT(#1)								<b>theoretical besttime: 1:40.437</b>								
1	0	1:46.600	31.002	207	<b>45.125</b>	<b>145</b>	<b>30.473</b>	<b>189</b>	2		<b>24.839</b>	<b>211</b>					

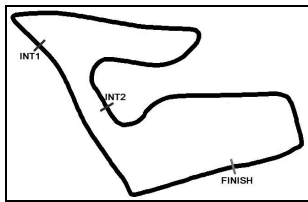
<b>24</b> Wimmer, AUT(#1)									<b>theoretical besttime: 1:39.572</b>								
1	0	1:47.721	31.396	211	45.481	134	30.844	189	11	0	1:40.287	25.238	216	44.275	144	30.774	187
2	0	1:41.495	25.528	212	45.167	141	30.800	<b>189</b>	12	0	1:40.484	25.151	216	44.404	145	30.929	187
3	0	1:41.022	25.146	213	45.223	137	30.653	189	13	0	1:41.654	25.382	205	44.864	138	31.408	188
4	0	1:40.607	25.301	213	44.727	140	30.579	189	14	0	1:41.116	25.433	212	44.644	139	31.039	188
5	<b>0</b>	<b>1:39.675</b>	<b>25.025</b>	216	<b>44.186</b>	141	30.464	189	15	0	1:41.253	25.714	215	44.630	145	30.909	186
6	0	1:39.868	25.201	213	44.306	<b>145</b>	<b>30.361</b>	189	16	0	1:40.431	25.274	215	44.493	144	30.664	188
7	0	1:40.208	25.193	213	44.472	139	30.543	188	17	0	1:40.812	25.250	215	44.602	144	30.960	187
8	0	1:40.067	25.095	215	44.322	143	30.650	188	18	0	1:40.759	25.271	216	44.618	140	30.870	187
9	0	1:40.857	25.193	216	44.858	142	30.806	188	19	0	1:41.223	25.152	216	45.004	137	31.067	187
10	0	1:40.338	25.169	216	44.502	145	30.667	187	20	0	1:44.759	25.162	216	47.617	136	31.980	186

<b>29</b> Cheah Min Jie, MYS(#1)									<b>theoretical besttime: 1:38.402</b>								
1	0	1:44.852	30.187	209	44.096	151	30.569	189	11	0	1:39.094	25.076	211	43.590	150	30.428	190
2	0	1:39.285	25.249	211	43.522	149	30.514	189	12	0	1:38.947	25.088	211	43.476	153	30.383	189
3	0	1:40.223	<b>24.828</b>	<b>213</b>	43.911	<b>162</b>	31.484	189	13	0	1:39.388	25.171	211	43.412	150	30.805	188
4	0	1:39.438	25.031	210	43.998	152	30.409	189	14	0	1:39.374	25.137	211	43.617	150	30.620	189
5	0	1:39.240	25.292	211	43.488	150	30.460	188	15	0	1:39.379	25.166	211	43.575	146	30.638	189
6	0	1:39.735	24.970	212	44.294	155	30.471	189	16	0	1:39.408	25.206	211	43.534	146	30.668	189
7	0	1:38.782	25.012	211	43.421	152	<b>30.349</b>	<b>190</b>	17	0	1:39.448	25.179	211	43.650	149	30.619	189
8	<b>0</b>	<b>1:38.609</b>	25.015	212	<b>43.225</b>	150	30.369	190	18	0	1:39.423	25.115	211	43.625	147	30.683	188
9	0	1:38.699	24.938	212	43.398	152	30.363	190	19	0	1:39.578	25.054	211	43.867	147	30.657	189
10	0	1:38.909	25.085	211	43.321	148	30.503	189	20	0	1:40.120	25.252	211	43.798	147	31.070	158

<b>55</b> Fugel, DEU(#1)									<b>theoretical besttime: 1:39.444</b>								
1	0	1:48.828	31.874	209	45.581	137	31.373	187	11	0	1:40.121	25.193	211	44.331	142	30.597	186
2	0	1:40.622	25.110	214	44.795	143	30.717	<b>190</b>	12	0	1:41.140	25.089	214	44.554	139	31.497	184
3	0	1:39.777	25.057	215	44.334	143	30.386	188	13	0	1:40.823	25.703	214	44.343	142	30.777	186
4	0	1:39.952	<b>24.996</b>	214	44.556	140	30.400	187	14	0	1:39.881	25.195	212	44.142	147	30.544	186
5	0	1:39.772	25.183	213	44.107	142	30.482	187	15	<b>0</b>	<b>1:39.650</b>	25.143	213	<b>44.065</b>	<b>143</b>	30.442	185
6	0	1:39.901	25.083	<b>216</b>	44.435	140	<b>30.383</b>	188	16	0	1:40.028	25.086	213	44.160	143	30.782	187
7	0	1:40.169	25.467	214	44.261	142	30.441	188	17	0	1:41.352	25.371	213	44.514	138	31.467	183
8	0	1:39.995	25.266	213	44.216	144	30.513	188	18	0	1:40.378	25.582	211	44.298	142	30.498	187
9	0	1:40.788	25.330	214	44.497	140	30.961	186	19	0	1:40.476	25.245	211	44.469	140	30.762	186
10	0	1:40.320	25.208	214	44.229	142	30.883	187	20	0	1:40.584	25.201	211	44.449	144	30.934	186

<b>56</b> Benninger, AUT(#1)									<b>theoretical besttime: 1:39.870</b>								
1	0	1:50.657	33.160	194	46.013	135	31.484	188	10	0	1:41.145	25.339	212	44.462	146	31.344	189
2	0	1:41.460	25.456	213	44.659	136	31.345	189	11	0	1:40.728	25.360	212	44.266	150	31.102	190
3	0	1:40.796	25.065	<b>216</b>	44.500	140	31.231	<b>190</b>	12	0	1:40.360	25.490	213	<b>44.019</b>	<b>145</b>	30.851	189
4	<b>0</b>	<b>1:40.343</b>	<b>25.013</b>	213	44.406	135	30.924	190	13	0	1:40.878	25.224	214	44.693	145	30.961	188
5	0	1:40.979	25.140	214	44.633	140	31.206	190	14	0	1:40.828	25.247	213	44.636	144	30.945	188
6	0	1:40.754	25.272	215	44.419	140	31.063	189	15	0	1:40.798	25.414	213	44.401	143	30.983	190
7	0	1:40.609	25.224	215	44.182	140	31.203	189	16	0	1:40.826	25.276	214	44.708	143	30.842	190
8	0	1:40.690	25.372	215	44.480	140	<b>30.838</b>	190	17	0	1:40.579	25.146	214	44.358	152	31.075	190
9	0	1:40.521	25.142	213	44.495	148	30.884	190	18		25.357	214					

<b>88</b> Fugel, DEU(#1)									<b>theoretical besttime: 1:38.473</b>								
1	0	1:47.262	31.720	201	44.989	136	30.553	189	10	0	2:04.933	24.853	217	50.303	105	49.777	
2	0	1:39.286	25.218	213	43.712	140	30.356	190	11	0	6:46.816	5:23.834	191	48.364	123	34.618	172
3	0	1:39.858	24.857	215	43.349	140	31.652	189	12	0	1:45.663	26.308	210	46.624	123	32.731	185
4	0	1:38.870	24.850	215	43.520	145	30.500	189	13	0	1:43.182	25.562	211	45.140	132	32.480	186
5	<b>0</b>	<b>1:38.522</b>	24.896	216	<b>43.276</b>	146	<b>30.350</b>	<b>190</b>	14	0	1:43.756	25.472	211	45.652	128	32.632	187
6	0	1:39.900	24.920	216	43.849	147	31.131	189	15	0	1:48.364	25.430	211	46.077	129	36.857	169
7	0	1:38.785	<b>24.847</b>	<b>217</b>	43.504	<b>148</b>	30.434	190	16	0	1:57.262	27.732	189	50.997	106	38.533	160
8	0	1:38.920	24.892	216	43.598	144	30.430	190	17	0	2:04.828	30.018	171	54.209	92	40.601	145
9	0	1:39.385	24.899	216	43.649	139	30.837	188									



# ADAC TCR Germany

## Sector List Race 1

Provisional



Red Bull Ring, Length: 4318m

Air temperature: 10.18°C

Track temperature: 12.5°C

Weather condition: Dry

Reg. Nr.: AMF CR 18/2020

Saturday, October 17, 2020 17:15:00

Lap Id	Time	SE1	SP1	SE2	SP2	SE3	SP3	TSP	Lap Id	Time	SE1	SP1	SE2	SP2	SE3	SP3	TSP
<b>92</b> Tovilavicius, LTU(#1)									<b>theoretical besttime: 1:39.433</b>								
1	1	1:49.366	32.227	200	45.723	135	31.416	<b>190</b>	11	1	1:40.098	25.268	213	44.244	140	30.586	190
2	1	1:40.971	25.237	205	44.921	140	30.813	189	12	1	1:41.073	25.098	217	44.622	145	31.353	188
3	1	1:40.453	25.087	214	44.592	136	30.774	189	13	1	1:41.952	25.337	214	44.793	149	31.822	186
4	<b>1</b>	<b>1:39.460</b>	24.916	<b>215</b>	<b>44.009</b>	<b>142</b>	<b>30.535</b>	189	14	1	1:41.130	25.330	217	44.323	145	31.477	185
5	1	1:39.831	25.095	215	44.161	144	30.575	188	15	1	1:40.490	25.512	215	44.279	140	30.699	189
6	1	1:39.904	24.991	216	44.193	140	30.720	189	16	1	1:40.075	25.142	212	44.264	137	30.669	189
7	1	1:40.022	25.050	211	44.354	139	30.618	189	17	1	1:40.855	24.992	214	44.631	139	31.232	188
8	1	1:39.885	24.984	214	44.273	138	30.628	189	18	1	1:40.618	24.993	215	44.840	141	30.785	188
9	1	1:40.872	25.034	<b>217</b>	45.236	147	30.602	189	19	1	1:40.231	24.917	214	44.616	138	30.698	189
10	1	1:40.069	25.138	215	44.118	138	30.813	189	20	1	1:40.264	<b>24.889</b>	<b>215</b>	44.611	140	30.764	189

<b>98</b> Seyffert, DEU(#1)									<b>theoretical besttime: 1:38.685</b>								
1	0	1:45.867	31.020	210	44.221	147	30.626	190	11	0	1:39.580	25.115	213	43.901	144	30.564	189
2	0	1:39.617	25.219	212	43.970	141	30.428	190	12	0	1:40.029	25.067	213	44.299	142	30.663	190
3	0	1:39.897	24.987	212	43.743	146	31.167	190	13	0	1:40.253	25.027	213	44.502	132	30.724	190
4	0	1:39.219	24.883	213	43.936	147	30.400	190	14	0	1:39.529	25.103	214	44.037	138	30.389	191
5	0	1:38.774	24.903	213	<b>43.496</b>	146	30.375	189	15	0	1:39.270	24.963	213	43.861	140	30.446	191
6	0	1:39.949	24.913	<b>215</b>	44.240	<b>148</b>	30.796	190	16	0	1:39.544	25.088	213	43.919	144	30.537	190
7	<b>0</b>	<b>1:38.706</b>	<b>24.825</b>	214	43.517	142	<b>30.364</b>	190	17	0	1:39.854	24.950	214	44.091	143	30.813	189
8	0	1:38.826	24.846	213	43.576	143	30.404	190	18	0	1:40.209	25.220	213	44.155	140	30.834	190
9	0	1:39.615	24.965	213	43.748	143	30.902	188	19	0	1:40.368	25.123	213	44.340	136	30.905	190
10	0	1:39.869	25.125	214	44.291	144	30.453	189	20	0	1:40.643	25.192	213	44.338	139	31.113	186

<b>99</b> Voithofer, AUT(#1)									<b>theoretical besttime: 1:40.514</b>								
1	0	1:54.504	34.621	177	47.218	123	32.665	185	11	0	1:41.517	25.365	212	44.726	132	31.426	186
2	0	1:44.606	26.070	208	45.961	124	32.575	185	12	0	1:41.934	25.520	210	44.664	135	31.750	187
3	0	1:47.665	25.705	209	45.904	124	36.056	186	13	0	1:41.771	25.574	211	<b>44.587</b>	<b>136</b>	31.610	187
4	0	1:44.075	25.789	208	46.099	124	32.187	185	14	0	1:41.399	25.532	211	44.621	130	31.246	188
5	0	1:42.747	25.802	211	45.396	129	31.549	187	15	0	1:41.773	25.490	211	44.832	129	31.451	188
6	0	1:42.499	25.512	208	45.382	127	31.605	187	16	0	1:41.745	25.646	211	44.846	131	31.253	188
7	0	1:43.012	25.678	204	45.473	129	31.861	186	17	<b>0</b>	<b>1:40.566</b>	<b>25.134</b>	<b>213</b>	44.639	137	<b>30.793</b>	<b>189</b>
8	0	1:42.890	25.848	209	45.246	126	31.796	187	18	0	1:43.187	25.460	211	45.993	123	31.734	187
9	0	1:42.836	25.689	209	45.300	127	31.847	186	19	0	1:47.826	25.603	211	47.762	119	34.461	177
10	0	1:42.416	25.726	206	45.276	128	31.414	187	20	0	1:50.120	25.957	210	50.687	115	33.476	183

<b>102</b> Simon, DEU(#1)									<b>theoretical besttime: 1:38.459</b>								
1	0	1:46.250	30.743	207	45.021	145	30.486	188	11	0	1:39.421	24.992	213	43.825	144	30.604	189
2	0	1:39.799	25.006	213	44.174	147	30.619	188	12	0	1:39.953	24.966	213	43.932	142	31.055	188
3	0	1:39.554	<b>24.852</b>	212	43.456	145	31.246	<b>190</b>	13	0	1:39.379	24.954	213	43.952	140	30.473	188
4	0	1:40.226	24.870	<b>214</b>	44.186	143	31.170	186	14	0	1:39.235	25.011	210	43.621	149	30.603	187
5	<b>0</b>	<b>1:38.594</b>	24.987	213	<b>43.272</b>	150	<b>30.335</b>	188	15	0	1:39.212	25.152	211	43.379	150	30.681	187
6	0	1:39.554	25.034	212	43.613	144	30.907	188	16	0	1:39.038	25.080	211	43.363	150	30.595	188
7	0	1:39.349	25.041	212	43.784	145	30.524	189	17	0	1:39.193	24.856	211	43.634	147	30.703	187
8	0	1:38.980	24.942	213	43.673	145	30.365	188	18	0	1:39.518	25.133	210	43.730	148	30.655	188
9	0	1:39.002	25.030	213	43.504	146	30.468	188	19	0	1:39.422	24.971	211	43.812	145	30.639	187
10	0	1:39.681	25.202	213	43.961	144	30.518	187	20	0	1:39.670	25.039	211	43.711	150	30.920	164