

Race 2 Red Bull Ring



Reg. Nr.: AMF CR 18/2020

Provisional

Result List

Stewards / Race Management

STEWARD	Matthias Heinz
STEWARD	Wilhelm Singer
STEWARD	Johannes Maisel
RACE DIRECTOR	Christian Vormann
CLERK OF THE COURSE	Andy Meklau
TECHNICAL DELEGATE	Lars Altseimer
CHIEF TIMEKEEPER	Daniel Schulze

Weather Start/Finish

AIR	4.0°C
TRACK	15.0°C
CONDITIONS	Dry
PRESSURE	940 hPa
AIR	4.0°C
TRACK	7.9°C
CONDITIONS	Dry
PRESSURE	940 hPa

Track Information

GREEN FLAG	11:46:52
CHEQUERED FLAG	12:19:09
SAFETY CAR PHASE	1
FULL COURSE YELLOW PHASE	0
TRACK NAME	Red Bull Ring
TRACK LENGTH	4318m
TURN COUNT	10
TOTAL DISTANCE	82.04km
FASTEST LAP:	#23. SOU - 1:37.927

STARTED: 15 CLASSIFIED: 13 NOT CLASSIFIED: 2 DISQUALIFIED: 0

Nr.	Drivers	Team	Laps	Total Time	Gap	Kph	Lap	Time	Kph
Cl.	Car	Competitor							
1	13 A.Buri(FIN) Hyundai i30 N TCR	Hyundai Team Engstler(DEU) Engstler Motorsport	19	32:18.089		152.5	10	1:38.206	158.2
2	2 H.Proczyk(AUT) Hyundai i30 N TCR	HP Racing International(DEU) HP Racing International	19	32:21.860	3.771	152.3	5	1:38.226	158.2
3	88 D.Fugel(DEU) Honda Civic FK7 TCR	Honda ADAC Sachsen(DEU) ADAC Sachsen e.V.	19	32:23.212	5.123	152.0	5	1:38.427	157.9
4	23 S.Soubek(AUT) Audi RS 3 LMS TCR	MAIR Racing Osttirol(AUT) Sandro Soubek	19	32:24.299	6.210	152.1	5	1:37.927	158.7
5	102 P.Simon(DEU) Hyundai i30 N TCR	Hyundai Team Engstler(DEU) Engstler Motorsport	19	32:25.013	6.924	152.0	4	1:38.591	157.6
6	17 A.Legutko(POL) J Honda Civic FK2 TCR	Albert Legutko Racing(POL) ADAC Berlin-Brandenburg e.V.	19	32:36.250	18.161	151.3	3	1:39.244	156.6
7	55 M.Fugel(DEU) J Honda Civic FK7 TCR	Honda ADAC Sachsen(DEU) ADAC Sachsen e.V.	19	32:43.793	25.704	150.6	8	1:39.528	156.1
8	98 J.Seyffert(DEU) Hyundai i30 N TCR	HP Racing International(DEU) HP Racing International	19	32:44.020	25.931	150.7	9	1:39.403	156.3
9	21 S.Ladniak(POL) J VW Golf GTI TCR SEQ	GT2 Motorsport(CZE) gt2 motorsport s.r.o.	19	32:44.525	26.436	150.6	9	1:39.535	156.1
10	92 D.Tovilavicius(LTU) VW Golf GTI TCR SEQ	SKUBA RACING Team(LTU) SKUBA RACING Team	19	32:44.904	26.815	150.6	9	1:39.467	156.2
11	24 F.Wimmer(AUT) Cupra Leon Competicion TCR	Wimmer Werk Motorsport(AUT) Team Wimmer Werk Motorsport	19	32:45.745	27.656	150.6	9	1:38.919	157.1
12	56 G.Benninger(AUT) Cupra Leon Competicion TCR	Wimmer Werk Motorsport(AUT) Team Wimmer Werk Motorsport	19	32:46.462	28.373	150.7	16	1:39.915	155.5
13	99 C.Voithofer(AUT) Cupra Leon Competicion TCR	Wimmer Werk Motorsport(AUT) Team Wimmer Werk Motorsport	19	33:20.811	1:02.722	148.1	2	1:42.196	152.1

Not classified

29 M.Cheah Min Jie(MYS) Hyundai i30 N TCR	Hyundai Team Engstler(DEU) Engstler Motorsport	4	6:42.696	15LAPS	157.0	3	1:38.929	157.1
8 R.Kircher(DEU) J VW Golf GTI TCR SEQ	VOLKSWAGEN Team OETTINGER(DEU) OETTINGER Sportsystems	4	7:10.848	15LAPS	143.3	2	1:39.138	156.7

Fastest lap of the race. Car 23 driver Sandro Soubek on lap 5. Time 1:37.927, average speed 158.7 km/h.

Subject to final scrutineering!		
Publication time:	Clerk of the Course: Andy Meklau	Timekeeper: Daniel Schulze

Race 2 Red Bull Ring



Reg. Nr.: AMF CR 18/2020

Provisional

Class Result List

Stewards / Race Management

STEWARD	Matthias Heinz
STEWARD	Wilhelm Singer
STEWARD	Johannes Maisel
RACE DIRECTOR	Christian Vormann
CLERK OF THE COURSE	Andy Meklau
TECHNICAL DELEGATE	Lars Altseimer
CHIEF TIMEKEEPER	Daniel Schulze

Weather Start/Finish

AIR	4.0°C
TRACK	15.0°C
CONDITIONS	Dry
PRESSURE	940 hPa
AIR	4.0°C
TRACK	7.9°C
CONDITIONS	Dry
PRESSURE	940 hPa

Track Information

GREEN FLAG	11:46:52
CHEQUERED FLAG	12:19:09
SAFETY CAR PHASE	1
FULL COURSE YELLOW PHASE	0
TRACK NAME	Red Bull Ring
TRACK LENGTH	4318m
TURN COUNT	10
TOTAL DISTANCE	82.04km
FASTEST LAP:	#23. SOU - 1:37.927

STARTED: 15 CLASSIFIED: 13 NOT CLASSIFIED: 2 DISQUALIFIED: 0

Nr.	Drivers	Team	Laps	Total Time	Gap	Kph	Lap	Time	Kph
	Car	Competitor							

CLASS: Junior

Started: 4	Classified: 3	Not Classified: 1							
1	17 A.Legutko(POL) Honda Civic FK2 TCR	Albert Legutko Racing(POL) ADAC Berlin-Brandenburg e.V.	19	32:36.250		151.3	3	1:39.244	156.6
2	55 M.Fugel(DEU) Honda Civic FK7 TCR	Honda ADAC Sachsen(DEU) ADAC Sachsen e.V.	19	32:43.793	7.543	150.6	8	1:39.528	156.1
3	21 S.Ladniak(POL) VW Golf GTI TCR SEQ	GT2 Motorsport(CZE) gt2 motorsport s.r.o.	19	32:44.525	8.275	150.6	9	1:39.535	156.1
Not classified									
	8 R.Kircher(DEU) VW Golf GTI TCR SEQ	VOLKSWAGEN Team OETTINGER(DEU) OETTINGER Sportssysteme	4	7:10.848	15LAPS	143.3	2	1:39.138	156.7


Fastest lap of the class. Car 8 driver Rene Kircher on lap 2. Time 1:39.138, average speed 156.7 km/h.

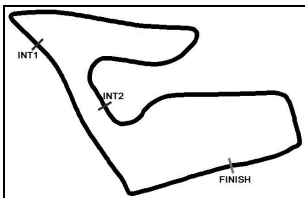
Subject to final scrutineering!

Publication time:

Clerk of the Course: Andy Meklau

Timekeeper: Daniel Schulze





ADAC TCR Germany

Lap Chart Race 2

Provisional



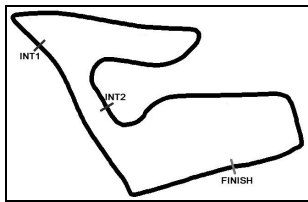
Red Bull Ring, Length: 4318 m

Sunday, October 18, 2020 11:45:00

LapCha	1	2	3	4	5	6	7	8	9	10	11	12	13	14	15	16	17	18	19	20	21	22	23	24	25	26	27	28	29	30	31	32	33	34	35	36	37	38	39	40	41	42	43	44	45															
LAP 1	88	13	2	102	23	8	29	55	17	92	21	98	24	56	99																																													
LAP 2	88	13	2	23	102	8	29	17	55	92	98	21	24	56	99																																													
LAP 3	88	13	2	23	102	29	8	17	55	92	98	21	24	56	99																																													
LAP 4	88	13	23	2	102	29	17	55	92	98	21	24	56	99	.8																																													
LAP 5	88	13	23	2	102	17	55	92	98	21	24	56	99																																															
LAP 6	88	13	23	2	102	17	55	92	98	21	24	56	99	SC																																														
LAP 7	88	13	23	2	102	17	55	92	98	21	24	56	99																																															
LAP 8	88	13	23	2	102	17	55	92	98	21	24	56	99																																															
LAP 9	13	88	2	102	23	17	55	92	98	21	24	56	99																																															
LAP 10	13	88	2	102	23	17	55	98	92	21	24	56	99																																															
LAP 11	13	88	2	102	23	17	55	98	92	21	24	56	99																																															
LAP 12	13	88	2	102	23	17	55	98	92	21	24	56	99																																															
LAP 13	13	88	2	102	23	17	55	98	92	21	24	56	99																																															
LAP 14	13	88	2	102	23	17	55	98	92	21	24	56	99																																															
LAP 15	13	2	88	102	23	17	55	98	92	21	24	56	99																																															
LAP 16	13	2	88	23	102	17	55	98	92	21	24	56	99																																															
LAP 17	13	2	88	23	102	17	55	98	21	92	24	56	99																																															
LAP 18	13	2	88	23	102	17	55	98	21	92	24	56	99																																															
LAP 19	13	2	88	23	102	17	55	98	21	92	24	56	99																																															

.- PITSTOP ' - LAP BEHIND





ADAC TCR Germany

Sector List Race 2

Provisional



Red Bull Ring, Length: 4318m

Air temperature: 4°C

Track temperature: 9.5°C

Weather condition: Dry

Reg. Nr.: AMF CR 18/2020

Sunday, October 18, 2020 11:45:00

Lap	Id	Time	SE1	SP1	SE2	SP2	SE3	SP3	TSP	Lap	Id	Time	SE1	SP1	SE2	SP2	SE3	SP3	TSP
2 Proczyk, AUT(#1)										theoretical besttime: 1:38.079									
1	0	1:44.675	29.873	212	44.265	147	30.537	190		11	0	1:39.187	24.842	217	43.915	147	30.430	190	
2	0	1:38.546	24.684	218	43.479	149	30.383	189		12	0	1:38.888	24.705	217	43.758	149	30.425	190	
3	0	1:38.433	24.746	217	43.335	152	30.352	190		13	0	1:39.343	24.892	217	43.822	147	30.629	190	
4	0	1:39.055	24.689	219	44.058	151	30.308	191		14	0	1:38.978	24.821	217	43.840	151	30.317	192	
5	0	1:38.226	24.731	219	43.173	149	30.322	191		15	0	1:39.662	24.765	216	43.853	156	31.044	190	
6	0	1:52.684	24.633	217	47.295	117	40.756	147		16	0	1:38.550	24.682	215	43.329	159	30.539	190	
7	0	2:23.204	34.912	137	1:02.569	107	45.723	191		17	0	1:38.612	24.768	217	43.372	155	30.472	190	
8	0	1:38.670	24.711	217	43.465	148	30.494	189		18	0	1:38.603	24.751	217	43.492	155	30.360	190	
9	0	1:38.986	24.708	219	44.005	152	30.273	190		19	0	1:39.162	24.798	217	43.759	149	30.605	190	
10	0	1:38.396	24.693	218	43.396	151	30.307	191											

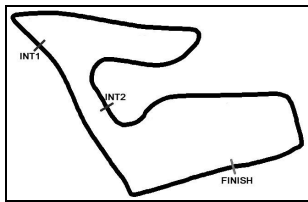
8 Kircher, DEU(#1)										theoretical besttime: 1:38.903									
1	0	1:45.477	29.658	207	45.360	140	30.459	190		3	0	1:39.418	24.723	217	44.372	147	30.323	189	
2	0	1:39.138	24.915	215	43.857	145	30.366	189		4	0	2:06.815	27.651	188	51.731	128	47.433		

13 Buri, FIN(#1)										theoretical besttime: 1:37.969									
1	0	1:44.018	29.631	207	44.046	148	30.341	188		11	0	1:38.375	24.947	213	43.254	148	30.174	189	
2	0	1:38.313	24.928	213	43.154	151	30.231	189		12	0	1:38.742	24.965	213	43.329	149	30.448	188	
3	0	1:38.373	24.820	214	43.194	146	30.359	189		13	0	1:38.581	24.927	212	43.341	148	30.313	188	
4	0	1:38.280	24.847	214	43.265	147	30.168	190		14	0	1:38.734	24.919	212	43.375	147	30.440	189	
5	0	1:38.544	24.920	214	43.342	147	30.282	190		15	0	1:38.803	24.941	212	43.525	149	30.337	189	
6	0	1:52.360	24.807	215	46.999	116	40.554	149		16	0	1:39.033	24.983	212	43.611	148	30.439	188	
7	0	2:24.186	34.586	128	1:03.045	101	46.555	189		17	0	1:39.005	25.011	212	43.586	150	30.408	188	
8	0	1:38.347	24.696	214	43.393	146	30.258	190		18	0	1:38.836	24.959	212	43.511	147	30.366	188	
9	0	1:38.288	25.015	213	43.126	147	30.147	189		19	0	1:39.065	25.016	213	43.625	147	30.424	189	
10	0	1:38.206	24.831	212	43.212	149	30.163	189											

17 Legutko, POL(#1)										theoretical besttime: 1:39.066									
1	0	1:47.181	31.113	207	44.985	149	31.083	186		11	0	1:39.797	25.089	214	43.828	142	30.880	187	
2	0	1:39.346	25.125	218	43.669	145	30.552	187		12	0	1:39.906	25.239	213	43.838	142	30.829	187	
3	0	1:39.244	25.010	214	43.533	141	30.701	186		13	0	1:40.044	25.227	213	43.901	146	30.916	187	
4	0	1:39.363	25.081	214	43.583	141	30.699	187		14	0	1:39.893	25.226	213	43.802	143	30.865	187	
5	0	1:39.569	25.152	214	43.651	145	30.766	186		15	0	1:40.096	25.184	212	43.919	146	30.993	187	
6	0	1:50.634	25.100	213	46.010	126	39.524	145		16	0	1:40.281	25.331	213	44.002	143	30.948	185	
7	0	2:20.534	33.045	107	1:02.376	115	45.113	188		17	0	1:40.384	25.279	213	44.126	142	30.979	186	
8	0	1:39.351	24.981	214	43.641	147	30.729	187		18	0	1:40.859	25.412	213	44.362	140	31.085	185	
9	0	1:39.317	25.089	214	43.580	142	30.648	187		19	0	1:40.808	25.477	212	44.076	144	31.255	185	
10	0	1:39.643	25.149	214	43.684	145	30.810	187											

21 Ladniak, POL(#1)										theoretical besttime: 1:39.328									
1	0	1:47.681	31.566	214	45.068	143	31.047	190		11	0	1:40.347	25.116	219	44.642	139	30.589	190	
2	0	1:41.042	25.011	217	45.059	147	30.972	190		12	0	1:40.536	24.877	217	44.843	145	30.816	190	
3	0	1:39.632	24.955	217	44.174	137	30.503	190		13	0	1:40.421	24.923	217	44.698	136	30.800	189	
4	0	1:39.745	24.892	216	44.351	141	30.502	190		14	0	1:41.423	24.996	216	45.049	136	31.378	190	
5	0	1:39.977	25.014	216	44.345	138	30.618	189		15	0	1:40.691	25.242	217	44.592	137	30.857	190	
6	0	1:52.211	25.038	219	46.903	126	40.270	98		16	0	1:40.940	25.442	216	44.849	138	30.649	190	
7	0	2:16.831	32.254	106	1:00.511	120	44.066	189		17	0	1:41.327	25.192	215	44.848	140	31.287	189	
8	0	1:39.931	25.172	216	44.157	140	30.602	189		18	0	1:40.880	25.045	215	44.600	145	31.235	189	
9	0	1:39.535	25.011	215	43.949	141	30.575	190		19	0	1:41.405	25.086	216	45.211	140	31.108	188	
10	0	1:39.970	24.998	217	44.246	137	30.726	190											

23 Soubek, AUT(#1)										theoretical besttime: 1:37.724									
1	0	1:45.164	30.155	210	44.567	146	30.442	191		11	0	1:39.595	24.874	220	44.207	147	30.514	190	
2	0	1:38.748	24.612	215	43.863	155	30.273	189		12	0	1:38.358	24.599	220	43.337	151	30.422	189	
3	0	1:38.125	24.589	221	43.209	158	30.327	191		13	0	1:39.049	24.628	221	43.715	152	30.706	187	
4	0	1:38.261	24.415	219	43.592	156	30.254	189		14	0	1:39.261	25.008	219	43.524	152	30.729	189	
5	0	1:37.927	24.611	220	43.055	155	30.261	191		15	0	1:38.966	24.654	220	43.649	149	30.663	191	
6	0	1:52.608	24.777	219	46.885	117	40.946	143		16	0	1:39.693	24.770	216	44.163	151	30.760	188	
7	0	2:23.558	34.987	115	1:02.291	106	46.280	190		17	0	1:38.975	24.621	218	43.691	151	30.663	190	
8	0	1:38.791	24.657	217	43.798	147	30.336	189		18	0	1:39.138	24.851	220	43.748	151	30.539	191	



ADAC TCR Germany

Sector List Race 2



Provisional

Reg. Nr.: AMF CR 18/2020

Sunday, October 18, 2020 11:45:00

Red Bull Ring, Length: 4318m

Air temperature: 4°C

Track temperature: 9.5°C

Weather condition: Dry

Lap	Id	Time	SE1	SP1	SE2	SP2	SE3	SP3	TSP	Lap	Id	Time	SE1	SP1	SE2	SP2	SE3	SP3	TSP
9	0	1:40.786	24.676	211	45.546	153	30.564	188		19	0	1:38.813	24.642	221	43.771	153	30.400	190	
10	0	1:38.483	24.605	221	43.365	145	30.513	190											

24 Wimmer, AUT(#1)

theoretical besttime: 1:38.867

1	0	1:48.748	32.264	212	45.193	138	31.291	186		11	0	1:41.319	25.147	203	44.814	144	31.358	187	
2	0	1:40.487	25.464	213	44.319	139	30.704	189		12	0	1:39.565	25.008	217	44.124	144	30.433	190	
3	0	1:40.934	24.929	215	44.169	142	31.836	187		13	0	1:40.456	25.002	217	44.651	142	30.803	188	
4	0	1:39.089	24.949	217	43.796	149	30.344	189		14	0	1:41.326	25.006	215	44.887	137	31.433	189	
5	0	1:39.494	24.828	218	44.341	145	30.325	189		15	0	1:42.373	25.215	204	45.425	130	31.733	188	
6	0	1:54.413	24.966	219	48.175	120	41.272	111		16	0	1:39.809	25.067	217	44.186	149	30.556	188	
7	0	2:15.462	31.118	135	59.952	122	44.392	187		17	0	1:41.287	25.061	218	44.601	142	31.625	187	
8	0	1:40.286	24.985	217	44.845	145	30.456	188		18	0	1:40.670	25.050	217	44.737	139	30.883	188	
9	0	1:38.919	24.880	217	43.781	147	30.258	188		19	0	1:41.888	24.927	213	45.651	135	31.310	187	
10	0	1:39.220	24.896	217	43.938	146	30.386	190											

29 Cheah Min Jie, MYS(#1)

theoretical besttime: 1:38.581

1	0	1:45.786	30.726	211	44.557	145	30.503	190		4	0	1:38.950	25.072	213	43.515	150	30.363	190		
2	0	1:39.031	24.931	216	43.538	154	30.562	190		5			24.756	215						
3	0	1:38.929	24.703	219	43.813	152	30.413	189												

55 Fugel, DEU(#1)

theoretical besttime: 1:39.340

1	0	1:47.058	30.725	212	45.350	145	30.983	187		11	0	1:40.083	25.111	212	44.257	145	30.715	187		
2	0	1:40.061	25.116	213	44.441	148	30.504	186		12	0	1:40.469	25.002	213	44.725	149	30.742	186		
3	0	1:40.110	25.303	213	44.125	145	30.682	186		13	0	1:40.425	25.417	213	44.249	148	30.759	189		
4	0	1:39.843	24.994	213	44.190	143	30.659	186		14	0	1:41.658	25.314	213	45.092	144	31.252	185		
5	0	1:40.159	25.126	216	44.212	142	30.821	187		15	0	1:40.679	25.219	213	44.410	144	31.050	187		
6	0	1:51.021	25.393	212	46.624	125	39.004	120		16	0	1:40.709	25.518	212	44.466	140	30.725	186		
7	0	2:17.791	32.233	107	1:00.874	122	44.684	188		17	0	1:40.719	25.503	211	44.515	144	30.701	186		
8	0	1:39.528	25.066	213	44.027	144	30.435	188		18	0	1:41.438	25.267	210	45.175	145	30.996	186		
9	0	1:39.559	25.078	215	43.911	145	30.570	187		19	0	1:41.808	25.442	212	45.471	140	30.895	186		
10	0	1:40.675	25.031	216	44.309	155	31.335	186												

56 Benninger, AUT(#1)

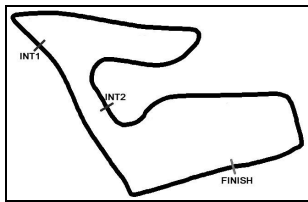
theoretical besttime: 1:39.555

1	0	1:50.497	32.979	187	45.906	132	31.612	188		11	0	1:40.530	24.989	216	44.676	142	30.865	189		
2	0	1:41.488	25.120	215	44.921	139	31.447	189		12	0	1:40.629	25.406	214	44.303	141	30.920	190		
3	0	1:40.865	25.140	216	44.615	137	31.110	189		13	0	1:40.237	25.082	216	44.246	148	30.909	189		
4	0	1:40.379	24.907	216	44.766	138	30.706	189		14	0	1:40.456	25.244	214	44.326	141	30.886	190		
5	0	1:41.058	24.963	215	44.883	142	31.212	189		15	0	1:40.443	25.296	214	44.291	147	30.856	189		
6	0	1:49.697	25.022	217	49.242	123	35.433	119		16	0	1:39.915	25.133	215	44.086	146	30.696	188		
7	0	2:16.657	32.181	127	59.989	119	44.487	188		17	0	1:40.297	25.357	216	44.276	141	30.664	189		
8	0	1:40.105	25.170	217	44.373	140	30.562	190		18	0	1:40.328	25.043	213	44.440	142	30.845	190		
9	0	1:40.373	25.107	216	44.127	143	31.139	189		19	0	1:42.043	25.513	212	44.814	137	31.716	181		
10	0	1:40.465	25.107	217	44.608	142	30.750	189												

88 Fugel, DEU(#1)

theoretical besttime: 1:38.345

1	0	1:42.777	28.863	212	43.697	143	30.217	189		11	0	1:39.158	24.950	215	43.894	145	30.314	189		
2	0	1:38.699	25.071	213	43.440	150	30.188	189		12	0	1:38.993	24.911	214	43.676	143	30.406	189		
3	0	1:38.550	24.860	213	43.446	146	30.244	189		13	0	1:39.299	24.974	214	43.881	143	30.444	189		
4	0	1:38.747	24.982	213	43.448	146	30.317	190		14	0	1:39.007	24.854	213	43.868	145	30.285	190		
5	0	1:38.427	24.904	214	43.341	146	30.182	189		15	0	1:40.469	24.923	214	43.861	143	31.685	189		
6	0	1:51.785	24.880	213	46.630	118	40.275	152		16	0	1:39.163	24.932	217	43.867	146	30.364	190		
7	0	2:24.524	34.762	122	1:03.109	95	46.653	189		17	0	1:39.010	24.895	215	43.653	144	30.462	190		
8	0	1:38.765	24.891	213	43.478	144	30.396	190		18	0	1:38.757	24.822	216	43.574	144	30.361	190		
9	0	1:39.508	25.481	216	43.835	137	30.192	189		19	0	1:38.845	24.922	216	43.524	143	30.399	190		
10	0	1:38.729	24.845	215	43.659	144	30.225	189												



ADAC TCR Germany

Sector List Race 2

Provisional



Red Bull Ring, Length: 4318m

Air temperature: 4°C

Track temperature: 9.5°C

Weather condition: Dry

Reg. Nr.: AMF CR 18/2020

Sunday, October 18, 2020 11:45:00

Lap Id	Time	SE1	SP1	SE2	SP2	SE3	SP3	TSP	Lap Id	Time	SE1	SP1	SE2	SP2	SE3	SP3	TSP
92 Tovilavicius, LTU(#1)									theoretical besttime: 1:39.176								
1	1	1:47.403	30.781	214	45.571	147	31.051	188	11	1	1:40.218	25.256	216	44.340	141	30.622	190
2	1	1:40.581	25.085	215	44.819	154	30.677	187	12	1	1:40.540	24.815	211	44.816	143	30.909	190
3	1	1:39.626	24.964	216	43.960	142	30.702	189	13	1	1:40.400	24.952	215	44.689	138	30.759	190
4	1	1:39.867	24.802	211	44.305	143	30.760	189	14	1	1:41.699	24.962	211	45.272	141	31.465	186
5	1	1:39.882	24.829	215	44.335	146	30.718	190	15	1	1:40.480	24.950	217	44.613	140	30.917	190
6	1	1:51.468	25.470	215	46.703	120	39.295	127	16	1	1:40.876	25.578	216	44.684	140	30.614	189
7	1	2:17.470	32.630	100	1:00.570	120	44.270	189	17	1	1:42.159	25.144	217	45.336	141	31.679	190
8	1	1:39.657	25.073	213	44.170	140	30.414	190	18	1	1:40.718	24.845	217	44.601	144	31.272	189
9	1	1:39.467	24.841	216	44.181	143	30.445	189	19	1	1:41.570	24.999	218	45.164	139	31.407	189
10	1	1:40.823	24.865	217	44.272	148	31.686	186									

Lap Id	Time	SE1	SP1	SE2	SP2	SE3	SP3	TSP	Lap Id	Time	SE1	SP1	SE2	SP2	SE3	SP3	TSP
98 Seyffert, DEU(#1)									theoretical besttime: 1:38.878								
1	0	1:47.864	31.949	215	45.024	138	30.891	190	11	0	1:39.841	25.093	218	44.126	145	30.622	189
2	0	1:40.475	25.238	218	44.591	145	30.646	190	12	0	1:40.492	24.985	217	44.776	146	30.731	189
3	0	1:39.581	24.934	218	43.885	139	30.762	190	13	0	1:40.346	25.171	211	44.614	146	30.561	190
4	0	1:39.736	24.803	216	44.244	145	30.689	186	14	0	1:42.044	25.250	211	45.168	144	31.626	189
5	0	1:39.931	24.992	215	44.240	144	30.699	189	15	0	1:40.328	24.973	217	44.476	141	30.879	188
6	0	1:52.084	25.256	213	46.707	125	40.121	106	16	0	1:40.796	25.617	214	44.509	142	30.670	188
7	0	2:17.008	32.347	105	1:00.553	110	44.108	190	17	0	1:41.011	25.411	211	45.034	143	30.566	189
8	0	1:39.606	25.061	216	44.130	139	30.415	190	18	0	1:41.123	25.000	212	45.135	142	30.988	188
9	0	1:39.403	24.712	219	44.410	142	30.281	190	19	0	1:41.811	25.162	211	45.866	139	30.783	189
10	0	1:40.540	24.949	218	44.118	146	31.473	187									

Lap Id	Time	SE1	SP1	SE2	SP2	SE3	SP3	TSP	Lap Id	Time	SE1	SP1	SE2	SP2	SE3	SP3	TSP
99 Voithofer, AUT(#1)									theoretical besttime: 1:41.908								
1	0	1:52.016	34.353	195	45.932	129	31.731	186	11	0	1:43.186	25.547	211	45.744	133	31.895	186
2	0	1:42.196	25.509	213	44.862	132	31.825	187	12	0	1:43.096	25.723	211	45.237	132	32.136	186
3	0	1:42.365	25.635	214	45.057	132	31.673	187	13	0	1:42.786	25.576	210	45.326	134	31.884	184
4	0	1:43.109	25.437	213	45.278	127	32.394	186	14	0	1:43.298	25.682	209	45.535	131	32.081	186
5	0	1:44.708	25.373	213	47.190	131	32.145	185	15	0	1:43.705	25.784	202	45.970	128	31.951	187
6	0	1:53.552	25.829	213	53.269	126	34.454	182	16	0	1:43.375	25.546	209	45.544	131	32.285	186
7	0	2:04.573	27.199	181	52.067	119	45.307	186	17	0	1:43.529	25.688	210	45.656	133	32.185	184
8	0	1:42.795	25.961	211	45.150	132	31.684	187	18	0	1:43.888	25.767	205	45.953	129	32.168	186
9	0	1:42.680	25.710	209	45.016	133	31.954	186	19	0	1:43.087	25.744	207	45.575	132	31.768	183
10	0	1:42.867	25.538	208	45.405	130	31.924	186									

Lap Id	Time	SE1	SP1	SE2	SP2	SE3	SP3	TSP	Lap Id	Time	SE1	SP1	SE2	SP2	SE3	SP3	TSP
102 Simon, DEU(#1)									theoretical besttime: 1:38.461								
1	0	1:44.938	29.714	205	44.645	146	30.579	189	11	0	1:39.156	24.939	214	43.861	144	30.356	188
2	0	1:39.353	24.729	217	44.012	152	30.612	188	12	0	1:38.777	24.816	213	43.581	141	30.380	188
3	0	1:39.195	24.889	214	43.944	144	30.362	188	13	0	1:38.902	24.865	213	43.545	148	30.492	189
4	0	1:38.591	24.800	213	43.489	147	30.302	188	14	0	1:39.345	24.754	215	44.121	143	30.470	189
5	0	1:38.632	24.797	214	43.430	146	30.405	187	15	0	1:39.611	24.861	213	43.646	140	31.104	184
6	0	1:52.393	24.841	213	46.401	115	41.151	153	16	0	1:40.014	25.220	214	44.078	144	30.716	188
7	0	2:21.947	34.524	120	1:01.888	114	45.535	190	17	0	1:39.078	24.932	213	43.638	146	30.508	188
8	0	1:39.309	24.861	215	44.074	146	30.374	187	18	0	1:39.208	24.797	216	43.783	148	30.628	187
9	0	1:38.860	24.834	213	43.679	146	30.347	188	19	0	1:39.084	24.863	216	43.832	147	30.389	187
10	0	1:38.620	24.788	214	43.510	150	30.322	188									